



Parliament House Conservation Plan



Prepared for:
Parliamentary Service
Parliament House
Brisbane

Prepared by:
Project Services
80 George Street
Brisbane

Date: March 2010

EXECUTIVE SUMMARY

Parliament House, Brisbane, was built in 1865–68 to the design of the Colonial Architect Charles Tiffin. It was Queensland's first purpose-built parliamentary building, replacing temporary chambers in former convict barracks on another site. The building was extended in 1888–91 and a high-rise Annexe was added in the 1970s to provide additional offices and services, including meeting and function facilities and overnight accommodation for Members. The nineteenth-century building was extensively renovated in 1981–82 and continues to house Queensland's Parliament.

The building stands on an important site in inner Brisbane next to the Botanic Gardens and the former Domain and overlooking a bend of the Brisbane River. The whole site is entered in the State Heritage Register and is subject to the provisions of the *Queensland Heritage Act 1992*.

The building was remarkably ambitious for a young colony. It is a three-storey, sandstone structure in the Renaissance Revival style, its mansard roofs, projecting tower-like structures and arcades recalling the Louvre. Initially, the building was to be four wings ranged around a courtyard, to house both Parliament and public offices, but was not completed in that form.

The building layout is intact, with the principal rooms located on the first floor. The George Street wing, the earliest, contains the double-height Legislative Chambers and the original Libraries, though the Council Chamber has not been used since the Council's abolition in 1922. The later Alice Street wing contains offices and Members' facilities. The building interior is ornate and the principal rooms retain much of their original, purpose-made furniture.

The most important findings of this study are:

- Parliament House is of high cultural heritage significance for its history, its architecture, its interiors, its contents and for its symbolic importance to the people of Queensland;
- its collection of colonial furniture is the largest and most significant in Queensland;
- the Annexe is of low cultural significance but fulfils an important role in enabling the nineteenth-century building to continue in its original use relatively unchanged;
- the grounds provide an appropriate setting for the buildings and include such significant elements as the original palisade fence, the courtyard and historic trees;
- in general, Parliament House is well managed, however overcrowding and some activities place the building and its contents at risk;
- the building contents require specialised care;
- improved fire protection is a priority;
- the condition of the stained glass is of concern; and

- the public presentation and interpretation of Parliament House are yet to be fully developed.

Key recommendations are:

- the existing use of Parliament House is significant and should continue;
- the buildings, contents and grounds should be managed to retain their cultural heritage significance;
- improved fire protection of the nineteenth-century building should be designed by a fire engineer within heritage constraints;
- further research should be undertaken on the stained and decorative glass, and a suitably qualified stained glass conservator should be engaged to assess its condition;
- the stonework restoration project should remain a priority;
- management of potentially damaging activities should be reviewed;
- building users should be better informed of the special requirements for protecting the historic fabric;
- a suitably qualified curator should be engaged, at least in the short term, to oversee the care and presentation of the building contents;
- a modified approach to the decoration of the interiors should be considered for improved interpretation;
- consideration should be given to creating interactive displays, similar to those recently established at Old Government House;
- the existing heritage listing boundary should remain and an exemption certificate under the *Queensland Heritage Act* should be sought for building work to the Annexe and for minor works;
- there are opportunities for building extensions to the Annexe, providing the courtyard is retained; and
- the site of Parliament House is constrained. Consideration should be given to reserving the land bound by Alice, William and Margaret Streets and the Riverside Expressway adjacent to the Parliamentary complex.

CONTENTS

CHAPTER 1: INTRODUCTION.....	1
1.1 Parliament House.....	1
1.1.1 Site data	1
1.2 The Conservation Plan	1
1.2.1 Authorship	2
1.3 Methodology	3
1.4 Acknowledgements.....	3
CHAPTER 2: HISTORY	5
2.1 Old Legislative Building	5
2.1.1 The new colony of Queensland.....	5
2.1.2 The first parliamentary building	5
2.2 Planning a new Parliament House.....	7
2.2.1 A new Parliament House.....	7
2.2.2 The design competition	8
2.2.3 The final design	9
2.2.4 The finance.....	12
2.3 The site.....	13
2.4 First stage of construction.....	16
2.4.1 Laying the foundation stone	16
2.4.2 Construction	16
2.4.3 Parliament meets in the new building	18
2.4.4 Description	19
2.4.5 A 'Legislative Palace Building'	27
2.5 Completing the colonial Parliament.....	28
2.5.1 The arcades	28
2.5.2 The importance of refreshments	29
2.5.3 Alterations and repairs	29
2.5.4 Redecorating.....	31
2.5.5 Installation of electricity	32
2.5.6 The grounds	33
2.6 Alice Street wing	37
2.6.1 Planning	37
2.6.2 Construction	40
2.6.3 Description	40
2.6.4 Rebuilding the arcade	42
2.7 Alterations and repairs	44
2.7.1 Underpinning.....	45
2.7.2 Installation of new services	45
2.7.3 Royal visits	45
2.7.4 The Legislative Chambers.....	47
2.7.5 Abolition of the Legislative Council	47
2.7.6 Women make inroads	48
2.7.7 'The Pineapple Rebellion'.....	48
2.7.8 War at the doorstep.....	49
2.7.9 Other alterations.....	49
2.7.10 The stonework.....	50
2.7.11 The grounds	51
2.7.12 Future renovations	51
2.8 Parliamentary Annexe.....	52
2.9 Renovations of 1981– 82	53
2.10 Recent alterations and repairs.....	57

CHAPTER 3: PARLIAMENT HOUSE TODAY	59
3.1 The site	59
3.2 Nineteenth-century building exterior	60
3.3 The roof	62
3.4 Doors, windows and external shutters	63
3.5 The courtyard	64
3.6 Nineteenth-century building interior	64
3.7 Legislative Assembly Chamber (B19)	65
3.8 Legislative Council Chamber (B24).....	67
3.9 The Libraries (B23 and C22).....	68
3.10 The Speaker's rooms (B16 – two rooms).....	69
3.11 The President's rooms (B27 and B29)	71
3.12 The Clerk of Parliament's Office (B13 and B11).....	72
3.13 Committee Rooms.....	72
3.14 The Premier's suite (B10, B10a, B07, B09)	73
3.15 The Ministers' Room (B14).....	74
3.16 Rooms used by Hansard staff (C15, C13, C11) the Chief Hansard Reporter (C20) and the press (C16 and C14).....	74
3.17 The Dining Room (B06).....	75
3.18 The Members' Lounge Bar (B01).....	76
3.19 Original service rooms	77
3.20 The main entrance hall	78
3.21 Circulation patterns	78
3.22 Joinery.....	79
3.23 Hardware	80
3.24 Ventilation	81
3.25 Decorative glass.....	82
3.26 Plasterwork	83
3.27 Chimneypieces	83
3.28 Interior finishes	83
3.29 Floor finishes.....	85
3.30 Services.....	85
3.31 Parliamentary Annexe.....	85
3.32 The gardens	86
CHAPTER 4: THE CONTENTS	87
4.1 Summary	87
4.2 History and description	88
4.2.1 Treasures from the old Legislative Building	88
4.2.2 Furnishing the present Parliament House.....	90
4.2.3 Furniture associated with particular rooms	92
4.2.4 Other significant contents.....	92
4.2.5 Parliamentary Library	95
4.2.6 Parliamentary Annexe	96
4.2.7 Renovations of 1981–82	97

4.3	Assessment of significance	98
4.4	Categories of significance	98
4.5	Future management and conservation of the contents	100
4.5.1	Management	102
4.5.2	Documentation	104
4.5.3	Preventive conservation	105
4.5.4	Presentation	106
4.5.5	Storage.....	107
4.5.6	Particular objects.....	107
4.5.7	Expertise	108
CHAPTER 5: CULTURAL HERITAGE SIGNIFICANCE		111
5.1	‘Ability to demonstrate’	112
5.1.1	The high status of Parliament House	112
5.1.2	The layout of the buildings relate to their purpose	113
5.1.3	Pattern of development from 1865.....	114
5.1.4	The skills of the designers, builders, artists and craftspeople.....	115
5.1.5	Association with other notable people.....	116
5.1.6	Association with notable events	116
5.1.7	The character of nineteenth-century parliamentary buildings	116
5.2	‘Associational links for which there is no surviving physical evidence’	118
5.2.1	Association with other notable people.....	118
5.2.2	Association with notable events	118
5.2.3	Associations for Queenslanders generally	119
5.3	Formal and aesthetic qualities	120
5.3.1	Parliament House in its setting.....	120
5.3.2	Architectural intent.....	120
5.3.3	The style of Parliament House	122
5.3.4	As a technical achievement	123
5.4	Summary statement of significance	123
5.4.1	Criterion (a) ‘evolution or pattern of Queensland’s history’	123
5.4.2	Criterion (b) ‘uncommon or endangered aspects of Queensland’s cultural heritage’	123
5.4.3	Criterion (d) ‘demonstrating the principal characteristics of a particular class of cultural places’	124
5.4.4	Criterion (e) ‘its aesthetic significance’	124
5.4.5	Criterion (f) ‘demonstrating a high degree of creative or technical achievement at a particular period’	125
5.4.6	Criterion (g) ‘a strong or special association with a particular community’	125
5.4.7	Criterion (h) ‘a special association with the life or work of a particular person group or organisation’	125
5.5	The relative significance of the building components	126
5.5.1	The nineteenth-century building	126
5.6	The Annexe	129
5.7	The grounds	129
5.7.1	George street precinct (in front of the George street wing).....	130
5.7.2	QUT zone (between the QUT boundary and the buildings).....	130
5.7.3	Alice Street zone (in front of the Alice street wing)	131
5.7.4	Annexe Terrace and Entry forecourt (in front of and immediately around the Annexe)	131
5.7.5	Domain Lane (along the Domain Lane and below the Annexe gardens)	131
CHAPTER 6: EXTERNAL FACTORS		133
6.1	The existing use of Parliament House	133
6.1.1	Management responsibilities and staffing	134
6.1.2	The division of accommodation between the original building and the Annexe	135
6.1.3	Management issues	136
6.2	Future needs	136
6.3	Legal constraints	136
6.3.1	Definition of development for administering the Queensland Heritage Act 1992	137

6.3.2	Legislation as applied to contents	138
6.3.3	Other legislation	138
6.4	Legislative compliance	138
6.4.1	Development by the State (Section 71)	139
6.4.2	Exemption certificates (Section 74).....	140
6.4.3	Emergency work.....	141
6.5	The heritage registered boundary	142
6.5.1	Reducing the size of the heritage boundary.....	142
6.5.2	The Brisbane City Council Local Heritage Register	143
6.6	Building Code Compliance.....	143
6.7	Environmental sustainable design.....	143
CHAPTER 7: CONSERVATION POLICIES		145
7.1	General policies.....	146
7.1.1	Parliament House has high cultural significance and should be conserved in accordance with nationally accepted guidelines.	146
7.1.2	Parliament House should remain in its existing use.	146
7.1.3	The nineteenth-century building should remain as the official focus of the site with the Annexe providing support accommodation.	146
7.1.4	The Annexe may be managed in accordance with modern building practices to provide essential accommodation for the complex within the current envelope of the building.	146
7.1.5	The site of the Parliamentary complex is constrained and plans should be made for the possibility of future expansion.....	147
7.1.6	Satisfy the requirements of legislation.	147
7.1.7	This conservation plan should be assessed for review after 5 years.	147
7.2	Management	147
7.2.1	The responsibility of property managers to care for Parliament House in ways that recognise its significance should be formally acknowledged.	147
7.2.2	All building users should be aware of the significance of the place and limits on activities that might cause damage.....	148
7.2.3	Casual use of Parliament House as a function centre is not recommended.	148
7.2.4	The nineteenth-century building has a maximum capacity that should not be exceeded.	148
7.2.5	Expert advice should be sought where necessary to conserve significant fabric in conjunction with developing in-house skills.	149
7.2.6	Records concerning the historic building should be retained in an archive and consulted when planning future works, together with this conservation plan.	149
7.2.7	A disaster management plan should be prepared that can be integrated with existing arrangements and which takes special note of cultural heritage requirements.	150
7.2.8	Improve provision for fire protection at Parliament House, particularly in the nineteenth-century wings.	151
7.3	Entry in the Heritage Register.....	151
7.3.1	The boundary described by the entry in the Heritage Register should remain as existing but an exemption certificate should be sought for works to the Annexe.....	151
7.4	Interpretation	152
7.4.1	Parliament House should be interpreted to the public.	152
7.4.2	On site interpretation should be non-invasive and unobtrusive.	152
7.4.3	Ongoing research programs should be encouraged.....	152
7.4.4	Existing painted decorative schemes and floor finishes should be reviewed and adjustments made to improve the interpretation of the nineteenth-century building	153
7.5	Treatment of the parliamentary complex in its setting	154
7.5.1	Protect significant views of Parliament House.	154
7.5.2	Reinforce the notion of a parliamentary forecourt.....	154
7.5.3	The granite sets on the driveway in front of the George Street wing may be altered. Ideally the guard houses would also be removed.....	155
7.5.4	Maintain the existing public/private interface.	155
7.6	Layout of Parliament House.....	155
7.6.1	Maintain the relationships of rooms and the circulation pattern within the nineteenth-century building.	155

7.6.2	Protect interiors of rooms which are important for their use and/or furnishings.....	156
7.6.3	Original or early uses should continue in significant rooms. If this is not feasible, work which would prevent the rooms returning to their original uses should be avoided and the original use interpreted.	157
7.7	Treatment of building components of high cultural heritage significance.....	157
7.7.1	Protect building fragments which provide evidence of past construction without making any changes.	157
7.7.2	Components of high significance should be protected in ways that retain maximum original fabric.	158
7.7.3	Original carvings on the exterior of the Alice Street wing should not be re-carved even if they are eroding.....	158
7.7.4	Where past repairs to existing fabric of high significance have been carried out, are sound and non-intrusive, these repairs should be retained.	158
7.7.5	Components of high significance should not be moved between rooms.....	159
7.8	Treatment of building components of moderate cultural heritage significance	159
7.8.1	Components of moderate significance which are good reproductions should be retained and maintained, but may be replaced with matching material as required providing the reproduction is accurate and valid.	159
7.8.2	Components of moderate significance which are original should be retained but may be repaired or replaced if essential for the conservation and compatible use of Parliament House.	160
7.9	Treatment of building components which are of little or no cultural heritage significance ..	160
7.9.1	Components of little or no significance may be removed or altered in ways that are not visually intrusive to support compatible use.....	160
7.9.2	The general form of exterior verandahs facing the courtyard should be retained but construction detail may be altered providing original cast iron is retained.	161
7.10	Repair and maintenance.....	162
7.10.1	Maintain the exterior of the building weather tight and in good condition.	162
7.10.2	As a traditional masonry building Parliament House is vulnerable to termites, hence regular termite inspections should be carried out.....	162
7.10.3	Parliament House has always been subject to dampness due to difficult ground conditions. Drainage should be carefully managed and the stonework at the base of walls monitored for fretting	162
7.10.4	The exterior stonework has been carefully assessed in the stonework conservation report (June 1992) and a program of repairs is underway. The recommendations of this report should continue to be implemented as a priority.	162
7.10.5	The decorative glass should be further researched and a condition report prepared by a suitably qualified and experienced conservator. A priority is to determine whether the protective cover on the Queen Victoria window is detrimental to the glass.	163
7.11	Restoration and reconstruction.....	164
7.11.1	Original room volumes should be restored wherever feasible.	164
7.11.2	All reconstructed elements should be date stamped.	164
7.11.3	The exterior pinnacles and chimneys should be reconstructed.....	164
7.11.4	Next time the roof covering needs to be replaced, the use of a modern zinc sheeting should be investigated	165
7.11.5	Reconstruction of external blinds may be considered if this is useful for managing the internal environment.....	165
7.12	Adaptation.....	166
7.12.1	All adaptation of the nineteenth-century building should be minor and reversible, using similar materials to those already used for adaptations.	166
7.12.2	Adaptation of the Annexe and its immediate landscape may be carried out providing visual qualities of the internal courtyard are maintained and the use of the nineteenth-century building is not compromised.	166
7.12.3	Extensions to the Annexe may be acceptable providing the qualities of the internal courtyard are maintained. The nineteenth-century building should not be extended.	167
7.12.4	The Providore's cottage should not be re-erected and salvaged materials may be disposed of. ...	167
7.12.5	Additional storage should be accommodated in rooms which were originally service rooms or in the Annexe	167

7.13	Alterations to meet environmentally sustainable design principles	168
7.13.1	Improvements to air conditioning services may be made providing existing penetrations and dropped ceilings are reused. Strategies for reducing heat load, which do not impact on significant fabric, should also be considered.....	168
7.13.2	The existing electric light system may be altered providing any substitute is visually unobtrusive and does not damage significant fabric.....	168
7.13.3	Management of natural lighting through the use of blinds and pale coloured wall surfaces should be integrated with decisions about the interpretation of the building, as recommended in policy 7.4.4.	169
7.14	Room policies.....	169
7.14.1	Conserve the Legislative Chambers	169
7.14.2	Conserve the Libraries.	171
7.14.3	Conserve the interiors of offices and committee rooms.....	171
7.14.4	Making new doorways in original walls should be avoided but may be permitted in some areas where it is essential for the long term on-going use of the building.....	172
7.15	Policies for the gardens.....	172
CHAPTER 8: RECOMMENDED EXEMPTION CERTIFICATES.....		179
8.1	Current exemption certificates	179
8.1.1	General exemption certificates.....	179
8.2	Procedures for obtaining future exemption certificates	181
8.3	Proposed exemption certificate application for Parliament House	181
8.3.1	Development associated with the Annexe.	182
8.3.2	Building work associated with services.	182
8.3.3	Maintenance and repair of reproduction components and those of low or little significance to match existing using conventional building methods. Minor alteration of these components where alteration is visually unobtrusive and does not impact on surrounding significant fabric.....	182
8.3.4	Removal of components of little or no cultural heritage significance without replacement and making good surrounding fabric to match original.	183
8.3.5	Alterations to the gardens	184

BIBLIOGRAPHY

SOURCES OF ILLUSTRATIONS

ENDNOTES

APPENDICES

- 1: Chronology of development of the buildings;
- 2: Summary of information from building specifications;
- 3: Contemporary newspaper descriptions of the buildings;
- 4: Illustrated biography of the architect Charles Tiffin;
- 5: Biographies of other notable people associated with the building;
- 6: List of furniture supplied by John Petrie, 1871;
- 7: Statement of significance for Parliament House from the Queensland Heritage Register;
- 8: Floor plans showing present room numbers; and
- 9: Survey forms for individual rooms [bound separately].

CHAPTER 1: INTRODUCTION

1.1 Parliament House

Parliament House was built in 1865–68 to the design of the Colonial Architect Charles Tiffin. It was Queensland's first purpose-built parliamentary building and was an extraordinarily ambitious undertaking for a young colony. The building was sited at the end of George Street close to the Domain and the Botanic Gardens and overlooking a picturesque bend of the Brisbane River. The first wing, facing George Street and the Botanic Gardens, was extended in 1889–91 by a second wing facing Alice Street, forming an L-shaped plan. The new wing was similar in style to the original building.

Over time, outbuildings were added but these were removed for the construction of a high-rise annexe which commenced in 1975. The Annexe houses offices, meeting and function rooms and Members' overnight accommodation. It is linked to the nineteenth-century building by walkways.

The design of Parliament House is Renaissance Revival. The building is of three storeys and is faced with dressed sandstone with arcades on the main elevations. The Legislative Chambers are located on the first floor and are double-height spaces. The Council Chamber has not been used for sittings since the Council's abolition in 1922 but the Assembly Chamber remains in use. The roof is steeply pitched and the towers (the proper architectural term is 'pavilions') at the end of each wing and the corner of the building have tall mansard roofs. The building was renovated in the 1980s.

1.1.1 Site data

Parliament House stands on Lot 414 SL 8740 at 69 Alice Street Brisbane. The land is currently held in fee simple by the State of Queensland (represented by the Department of the Premier and Cabinet).

Parliament House is entered in the Queensland State Heritage Register (600069) and in the Register of the National Estate (4/01/001/0002/01). It is listed by the National Trust of Queensland (BNE 1/65) and is scheduled as a Local Heritage Place in the Brisbane City Plan.

1.2 The Conservation Plan

This study was commissioned by the Parliamentary Service to assist in the ongoing management of Parliament House. It addresses the buildings, the contents and the setting, including adjacent areas where these are relevant to the cultural heritage values of the place.

Most of the study was carried out between September and December 2009.

Chapter 2 of this report covers the history of development of the buildings.

Chapter 3 describes Parliament House as it is today.

Chapter 4 describes the contents of Parliament House and assesses their significance and makes recommendations for future care.

Chapter 5 assesses the cultural heritage significance of Parliament House, identifying the levels of significance of the various components.

Chapter 6 summarises external considerations impacting on the management of the property.

Chapter 7 proposes conservation policies, taking the above into consideration.

Chapter 8 recommends exemption certificates that may be applied for under the provisions of the *Queensland Heritage Act 1992*.

The appendices are provided here except for appendix 9, which is provided as a separate volume. Further research information is also provided in loose leaf files which are submitted to the Parliamentary Service for eventual deposit in the Parliamentary Library.

1.2.1 Authorship

The report was prepared by Project Services. Jinx Miles, Senior Architect (Heritage), investigated the significance of the buildings and wrote these sections of the report. Dr Judith McKay, consultant historian and curator, wrote the chapters on the history and contents of the buildings and assisted with the significance assessment.

Various Project Services' staff assisted with the study. Vito Villari assisted with the building survey. Marilyn Wootton word processed the report, patiently coping with many revisions. Margaret Ancliffe typed the survey sheets.

Jamie Lawson and Renee Johnstone prepared graphic material. Margaret Lawrence-Drew reviewed material on the 1980s renovations and noted past room uses on the survey forms.

Russell Bergman, Principal Building Surveyor, reviewed the policy on fire protection and provided relevant records. David Cook, Manager, Office Interiors, also gave advice and helped set up the project.

1.3 Methodology

The study has been guided by the Burra Charter and associated guidelines as revised in 1999 and *The Conservation Plan* by J.S. Kerr, sixth edition of June 2004. The study places particular emphasis on the ongoing care and use of the place in the context of the provisions of the *Queensland Heritage Act 1992*.

As detailed in the bibliography, historical material was researched in the collections of the Queensland State Archives, the John Oxley Library, the Royal Historical Society of Queensland, the University of Queensland Fryer and Architecture Libraries, and in the Parliamentary Library. Material held by the Department of Public Works was also searched, along with the previous report on the history of Parliament House, prepared in 1983 by Bruce Buchanan & Associates.

Due to the time constraints on this study, research and recommendations from two previous reports were incorporated without further amendment. These reports are:

- Ballard & Roessler Pty Ltd in association with Q-Build Project Services, Parliament House, Brisbane, Conservation of Stonework, June 1992; and
- Project Services Department of Works, Parliament House Gardens Conservation Study, 2001.

Site inspection was carried out in September and October 2009 to determine the extent of significant fabric and contents surviving today. All rooms were photographed and record sheets were completed. In completing these, existing fabric was compared with that recorded in photographs taken before the 1980s renovations.

A condition survey was not included in the study.

1.4 Acknowledgements

The study was greatly assisted by the advice and enthusiasm of John McDonough, recently retired Manager of Property Services within the Parliamentary Service, who shared his extensive knowledge of the building and its needs.

Michael Hickey, Director of Corporate and House Services of the Parliamentary Service, provided useful comments and guidance throughout the project, while Jason Gardiner, the current Manager of Property Services, assisted with advice and historical information and also provided access to the building.

Staff of the Parliamentary Library, in particular Mary Seefried and Carol Stinson, gave access to the Library collections, assisted with historical information and generously provided accommodation for Judith McKay while working in the Library.

Stephen Murray of the Department of Public Works passed on relevant material collected by the Department over the years and offered helpful advice throughout the project.

Don Watson of Project Services made available his extensive unpublished research on Charles Tiffin and Parliament House and assisted generally with historical advice. He alerted the authors to recent research on the building, passing on information from Dr John MacArthur of the University of Queensland Architecture Department.

Dr John Slaughter kindly made time available to visit Parliament House and comment on the furniture.

The following people also assisted in providing historical information or access to relevant material:

- Kaye Nardella and Bill Kitson of the Museum of Lands, Mapping and Surveying, Department of Environment and Resource Management, provided information on the site;
- Gloria Bligh Tehan of the Queensland Women's Historical Association provided information on Maurice and Eliza O'Connell;
- Patricia Fallon provided information on women in Parliament;
- Dr Kay Cohen and Jean Stewart gave access to material held by the Royal Historical Society of Queensland; and
- staff of the John Oxley Library, the Queensland State Archives and the Fryer Library assisted with material in their collections.

CHAPTER 2: HISTORY

2.1 Old Legislative Building



Figure 1: Henry Boucher Bowerman, *View of Brisbane*, 1835, showing the Convict Barracks to the left (as indicated) and the Commissariat Stores to the right

2.1.1 *The new colony of Queensland*

In 1859 Queensland was separated from New South Wales, becoming the first British colony to be granted immediate self government. Initially the colony was governed by an interim Executive Council until a parliament could be established on the Westminster system of government. After electoral rolls had been prepared, an election was held for twenty-six Members to form the first Legislative Assembly. In addition, eleven men were appointed to the Upper House, the Legislative Council, for terms of five years (later appointments were for life).

The Queensland Parliament met for the first time on 22 May 1860, the anniversary of Captain Cook's charting of Moreton Bay. This marked a milestone for the young colony, signifying that the former penal settlement in the Antipodes had come of age and adopted the trappings of British civilisation. Though the first parliament was a symbol of progress, it did not represent parliamentary democracy as we know it today, for there were property and residency qualifications that favoured conservative pastoral interests and excluded many from voting, and women and Indigenous people were excluded for decades to come.

2.1.2 *The first parliamentary building*

In 1859, when Queensland became a separate colony, it lacked the buildings needed to house a new governor, the legislature and the expanding bureaucracy. There was no time

or money to consider a new parliamentary building, so an existing building had to be converted for the purpose. The building selected for parliamentary use was the former Convict Barracks in Queen Street, one of Brisbane's largest buildings at the time. Erected in 1827, it had been renovated in the 1850s, following free settlement, to serve as a court and later as a Supreme Court. Parliament was to occupy one wing of the two-storey building.

The Legislative Building, as the parliamentary wing of the former convict building became known, required considerable alterations to prepare it for its new use. These were overseen by Queensland's newly-appointed Colonial Architect, Charles Tiffin, formerly the NSW Government's Clerk of Works for the Moreton Bay District, who travelled to Sydney in December 1859 to study the fitting up of parliamentary buildings. Brisbane builder William Trotter was contractor for the alterations while local cabinetmaker and upholsterer James Bryden supplied the furniture. One of architect Tiffin's first tasks was to strengthen the old building, which he achieved by adding more pillars; prompting Sir Charles Nicholson, the first President of the Legislative Council, to remark that Members would be sitting in a 'forest of cedar'.

The alterations proved successful, as reported in the *Moreton Bay Courier* newspaper of 24 May 1860, two days after Parliament's first meeting:

'The Legislative Chambers were by dint of hard labour and unceasing toil made ready for the occasion and although redolent of varnish and having unmistakable signs of newness about them they presented a very creditable appearance. Indeed anyone who remembers the wretched and meagre state of that wing of the court house a few months ago, and compared it with its present neat and creditable aspect, cannot but compliment the Colonial Architect (Mr Tiffin) upon the success which has attended his efforts in the difficult task of "transmogrification". The arrangements in the Upper house are neat and effective ...The raised seat allotted to the President is placed with its back to the entrance from Queen-street, and in a line with it is an arched screen of cedar extending along the whole width of the room. Over the chair...and under the canopy, are placed the royal arms in carving, and immediately in front is the table at which the clerk is to sit. On either side are ranged the seats of the hon. members...On either side of the Chamber are withdrawing and committee rooms, and the apartments necessary for conducting the business of the House.

The Lower House—that is to say, the Chamber on the upper floor—is more plainly fitted up than the other, but yet forms as neat a house of legislature, in miniature. The ministerial benches are on the right of the Speaker's chair, and cross benches are placed on either side of the House at the ends of the others.'

This tradition of providing more lavish facilities for the Upper House, reflecting its status as appointed rather than elected, was to continue when the colony acquired a new, purpose-built parliamentary building.

Further alterations and additions were made to the old Legislative Building in later years, so that by the time it was superseded it had cost a total £4,761. The additions included a Parliamentary Library; a refreshment room, constructed in the rear courtyard by local builder John Petrie; gas installation and a fire hose. The hose was to prove useful in December 1864 when an extensive fire gutted most of the wooden structures on the opposite side of Queen Street and came perilously close to the building. The fire hastened its replacement by a new parliamentary building.

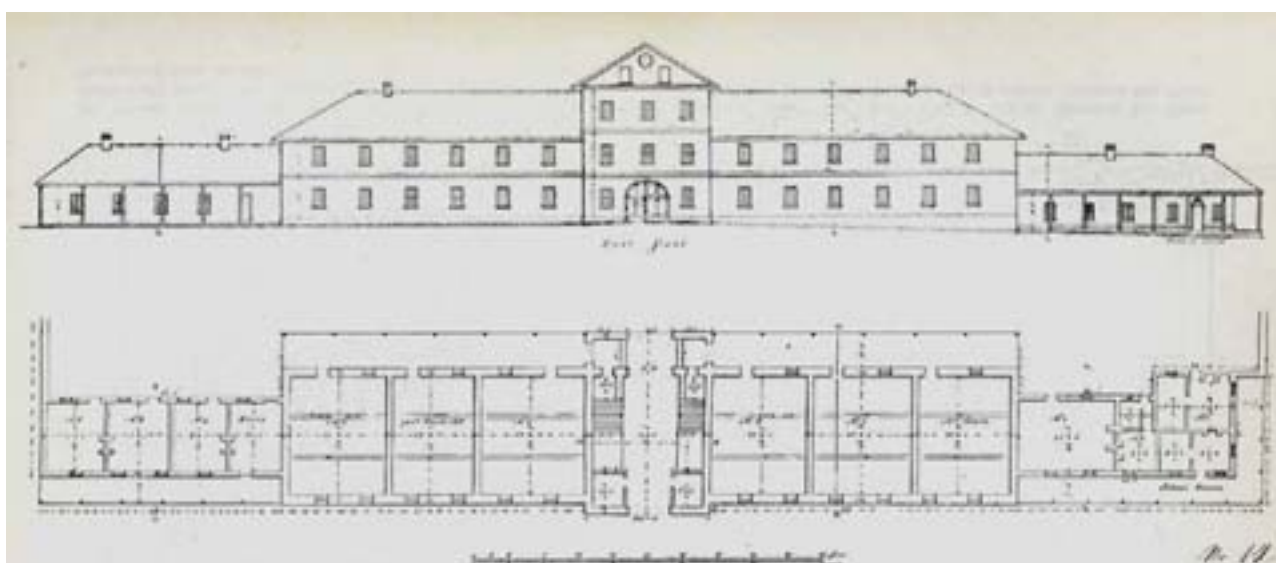


Figure 2: Brisbane's former Convict Barracks in Queen Street, later used as a Supreme Court and a Legislative Building. It was located roughly opposite today's Myer Centre.

2.2 Planning a new Parliament House

2.2.1 A new Parliament House

On 10 September 1863, Maurice O'Connell, the second President of the Legislative Council, proposed that time had come for a new parliamentary building; one that was more commodious and had no unpleasant associations. A Parliamentary Buildings Commission, representing both Houses, was appointed to select a site and obtain plans for a suitable building. The commission, chaired by the President, held its first meeting on 18 November. It proposed that the new building should reflect the aspirations and future prosperity of Queensland, and should 'mark the civilisation of the era in which it was erected'. Knowing that the fledgling colony would be judged by its public buildings, it added a note of caution (expressing the racial attitudes of the time):

'The gonyah of the Australian savage and the Palace of our Queen, equally meet the requirements of the human being for whom they are constructed; but the looker-on

would place a vast difference in the scale of civilisation between the one occupant and the other. So, wise laws might be passed in a barn; but the outer world—the world beyond the Colony—would think but lightly of the civilisation of a people content to see their halls of legislature reflect no effort of mind greater than that required in buildings for the protection of inanimate matter.¹

2.2.2 *The design competition*

After selecting a site (see section 2.3), the Parliamentary Buildings Commission held an Australia-wide competition for a design. The competition, announced in December 1863, offered first and second prizes of £200 and £100 respectively and allowed about three months for entries to be received. The Colonial Architect, Charles Tiffin, assisted the commission in drawing up the competition conditions, the most significant being that the design should cost no more than £20,000 to erect and that it should include large Chambers in consideration of the climate and the projected increase in numbers of Members. In April 1864, when the commission met to judge the entries, it decided that, of the eleven entries received, all but four should be rejected on the basis of insufficient merit or detail. Of the four favoured entries—all of which were the work of Brisbane architects—the design of Benjamin Backhouse was preferred however its cost estimate of £38,000 meant that it too had to be rejected. So then the commission awarded the first prize to Charles Tiffin and the second prize to F.D.G. Stanley, Tiffin's Clerk of Works.

This was only the beginning of what came to be known as the 'Parliament House competition comedy'.² In September 1864, after Backhouse and other architects had protested about the validity of the cost estimates, a second commission was appointed to obtain new estimates for the four finalists' designs and recommend a satisfactory tender. On the basis of these estimates, the design of W.H. Ellerker was favoured together with builder Charles Beauchamp's tender of £35,000. Ellerker had excellent credentials for the job, having recently worked as chief assistant to Knight and Kerr, the architects of Melbourne's grand new parliamentary building. But when Ellerker's design was referred to an independent architect, James Cowlshaw, for scrutiny, it was found to entail extra costs, so Ellerker was paid a premium and his design was rejected. Finally, Charles Tiffin's design was again chosen. Meanwhile Backhouse, encouraged by the grant to Ellerker, applied for similar compensation but was refused. No doubt Backhouse would have been further angered when the cost estimate for the new building rose to £49,000 by June 1865; the original limit of £20,000 was clearly unrealistic.³

NOTICE.

W. H. ELLERKER,

ARCHITECT,

Author of the Recommended Designs for the New Houses
of Parliament, Queensland,

BEGBS to inform his Friends and the Public that, with a
view to the more effectual execution of the various
important Architectural Works intrusted to his care, he has
entered into PARTNERSHIP with

MR. P. KERR,

ARCHITECT,

*Formerly Assistant to the late Sir CHARLES BARRY,
Architect of the New Palace at Westminster.*

ELLERKER & KERR,

Architects, Civil Engineers,

BUILDING SURVEYORS, &c.

Offices—

BULCOCK'S BUILDINGS,

QUEEN STREET, BBISBANE.

Figure 3: W.H. Ellerker's advertisement in *Pugh's Almanac* of 1866. Ellerker had worked for Knight and Kerr, the architects of Melbourne's parliamentary building, while his partner Peter Kerr had worked for Sir Charles Barry, the architect of London's Westminster Palace (Houses of Parliament).

2.2.3 The final design

The most surprising outcome of the competition was that Tiffin's winning design was not used. On 17 December 1864 the *Queensland Daily Guardian* reported that, despite all the previous wrangling, the competition designs were to be rejected and replaced by 'an entirely new and original design'. The newspaper applauded this development, stating that the new design would 'result in a building much more imposing in appearance, more appropriate and... will afford more accommodation...' Tiffin's new design comprised four wings ranged around a central court, to accommodate government offices as well as Parliament, with Parliament occupying the

George Street wing. The story of the new design was later explained by Tiffin when giving evidence before a parliamentary committee. He stated, 'My original design is still hanging in the office untouched—the one for which I was premiated.' The design that was eventually used, he explained, had been originally intended as 'a block of buildings to be erected at the corner of Queen and William Streets, to comprise all the public offices on the same site'. Robert Herbert, then Colonial Secretary, had suggested that the two upper stories should be converted into Chambers for Parliament, so Tiffin altered the design accordingly. He considered that this new design with 'a long façade of cut stone' would entail greater expenditure than his original design however it was preferable because it would have 'the full benefit of the sea breeze'.⁴



Figure 5: Charles Tiffin (1833–1873), Queensland's first Colonial Architect, has left a fine legacy of buildings, including Parliament House, Old Government House, the old Ipswich Court House and Sandy Cape Lighthouse. English-born, he trained as an architect under John Edward Watson in his home town of Newcastle-Upon-Tyne before migrating to Australia. In 1855 Tiffin entered partnership in Hobart with William Montgomerie Davenport Davidson, later to become Queensland's Surveyor-General. Tiffin soon tired of private practice and sought government employment. He was appointed Clerk of Works for the Moreton Bay District in 1857, becoming Queensland's Colonial Architect in 1859. In this post he assumed responsibility for housing the new colony's governor, parliament and bureaucracy, taking up the challenge, in his words, as 'a young, active, zealous, self-reliant man'. During his term he oversaw more than 300 public buildings throughout the colony. Tiffin was also a man of intellectual accomplishment, giving occasional lectures at Brisbane's School of Arts, of which he was a trustee, and at the Queensland Philosophical (later Royal) Society, of which he was a founding member. (See appendix 4 for a full biography)

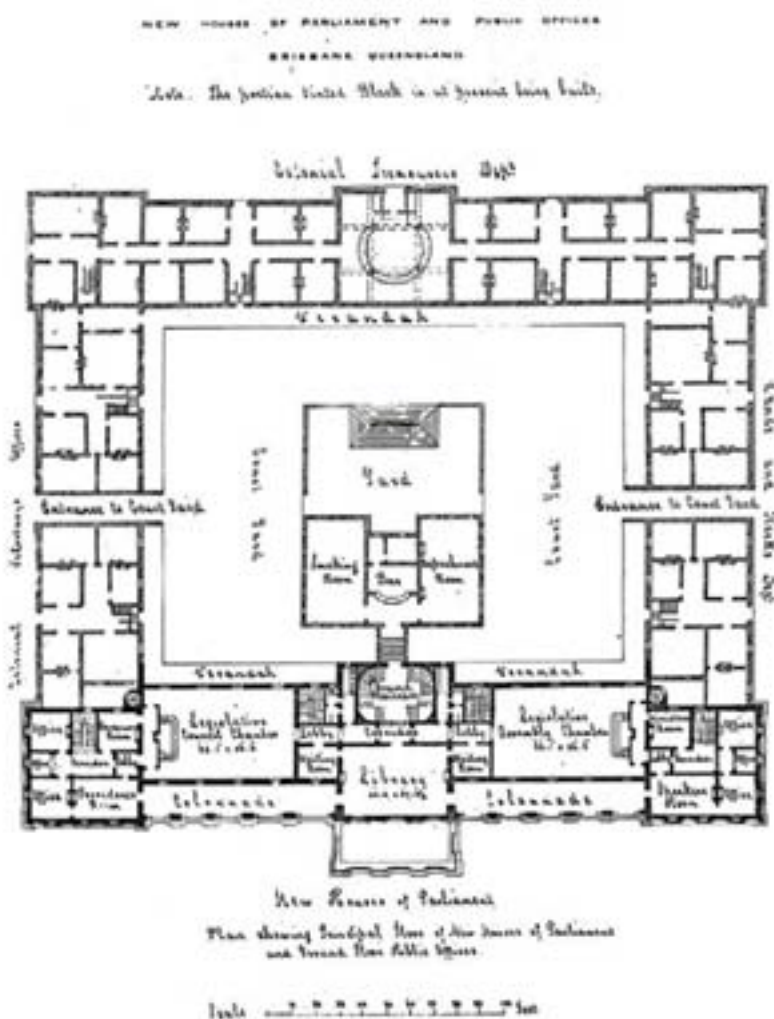


Figure 4: Charles Tiffin's plan for a new Parliament House and public offices, reproduced in *Votes & Proceedings of the Legislative Assembly*, 1867. The plan shows Parliament in the George Street wing, with a refreshment room in the courtyard, while in the other wings are the Colonial Secretary's offices, the Treasury, and the Lands and Works offices. Of this plan, only Parliament House was built; by 1883 the government had decided to erect separate offices at the corner of Queen and William Streets, later known as the Treasury Building and now Jupiter's Casino.



Figure 6: The Louvre, Paris, built in 1852–57

Maurice O'Connell, the former President of the Parliamentary Buildings Commission, was less enthusiastic. He was disappointed that the commission no longer had any say in planning the new building, its role having been supplanted 'by...Mr Herbert and the Colonial Architect'.⁵

On 15 July 1865 the *Brisbane Courier* offered the following description of Charles Tiffin's design, possibly in his words:

'The style of the building will be the *renaissance*, as adopted in the Louvre and Tuilleries, but of a less ornate character, and more in keeping with the position of the colony...'

In adopting a French design, Tiffin was not only inspired by the grand monuments of France's Second Empire but also by recent developments in England. As Paul Jolly writes in his thesis on Queensland's early public buildings, the inspiration for the Parliament House design was 'English and only indirectly French'.⁶ During the late nineteenth century, the opulent Second Empire style, as characterised by mansard roofs capped with ornamental ironwork, became fashionable for public buildings in England, being favoured for new government offices planned for Whitehall, London (though the initially selected designs were not eventually built). The style would have been familiar to architects far beyond London, because the city's latest building projects were featured in newspapers and journals read throughout the British world.

One of London's recent projects may have inspired Tiffin's Parliament House design. On 25 June 1864 the London-based journal the *Builder* featured a design by Robert Kerr for a new Natural History Museum at South Kensington; this issue would have arrived in Brisbane just as Tiffin was designing his public offices. It may be no coincidence that Tiffin's design is strikingly similar to Kerr's: both designs are in the French style, with



Figure 7: Robert Kerr's second placed design for a new museum at South Kensington, London, reproduced in the *Builder* of 25 June 1864

similar massing and detailing, and both have a series of wings.⁷ Though it is not possible to prove a link between the two designs, it is known that Tiffin was an avid reader of the *Builder* as he was a regular contributor of Queensland news to its pages. Even in the unlikely event that he was unaware of recent projects in London, his client Robert Herbert could have kept him informed. Herbert was a second cousin and exact contemporary of the fourth Earl of Carnarvon, who at that time presided over the British Colonial Office. Herbert maintained close contact with his influential cousin and visited England in late 1862.

Tiffin's design, reflecting the recent architecture of the great European centres of London and Paris, fulfilled the ideal that Brisbane's new parliamentary building should 'mark the civilisation of the era in which it was erected'. While drawing on European design, it also made concessions to the local climate, as the *Builder* of 1 December 1866 noted:

'The climate of Brisbane in the summer months being hot, advantage was taken of the site, which faces the prevailing north-east sea breezes, and the chambers are placed longitudinally, end to end, with the principal staircase and one of the libraries between, so as to get as much benefit from the prevailing cool breezes as possible, each chamber having opposing windows on each floor, which are protected from the fierce rays of the sun by stone arcades on the principal front, and by wide verandahs of wood on the side overlooking the courtyard.'

Tiffin's public buildings for Queensland, with their spacious verandahs and arcades and generous windows, show that he was keenly aware of the importance of climatic design. He lectured and wrote on the subject and, also interested in sanitation, invented a self-acting earth closet as an answer to Brisbane's oozing cesspits.⁸

2.2.4 *The finance*

The new Parliament House was to be financed mainly by loans. In 1861 the Queensland Government had begun large-scale public borrowing, which was needed to finance not only public buildings but also railways, roads, bridges, telegraphs and immigration. In 1864, a loan of £30,000 was raised for the new parliamentary building and an Act was passed providing for this to be supplemented by the sale of Crown lands within Brisbane. By July 1870 the building had cost a massive £62,460, more than half of which was provided by loans. This sum is remarkable given that Queensland's total (white) population at the time was only about 125,000. Public borrowing increased in later years, so that by the end of the 1880s Queensland had the highest per capita debt of all the British colonies.

2.3 The site



Figure 8: *View of Brisbane*, 1866, by the noted Sydney artist Joseph Backler (1813–1895), now in the collection of the National Library of Australia. Backler was visiting Brisbane in early 1866 when he painted this panorama of the city's north bank as seen from Blakeney's Hill, South Brisbane. It shows how prominently Parliament House—seen here before the roof was added—featured in the Brisbane landscape of the time. Other buildings depicted include Harris's warehouse and wharf, to the left, and Government House, to the right.

In November 1863, following careful investigations, the Parliamentary Buildings Commission selected a site for the new Parliament House. It chose the portion of Queen's Park west of George Street, high ground overlooking the Brisbane River. In making its decision the commission reported:

'that the site in question would place the Houses of Parliament in a conspicuous and commanding position, in reference to the general plan of the city of Brisbane; that it would isolate them from the noise and bustle of its great commercial thoroughfares; that it would secure them, and the public records they would contain, from much danger from fire, which would always attach to more crowded localities; and, finally, that it was an airy, healthy situation, in convenient proximity to the public offices most requiring access to Parliament when sitting.'⁹

Though removed from the city centre, the site had important associations. It was near the colony's first purpose-built Government House and also its first public gardens where some of its earliest experiments in agriculture had been undertaken. In 1828 the Government Garden was established by the NSW Colonial Botanist Charles Fraser to supply the penal settlement with fresh produce. In 1855 a portion of several acres was declared a Botanic Reserve and in the same year Walter Hill was appointed its curator. Hill began an active

planting and experimental program to foster the development of commercial crops in Queensland, notably tropical products such as sugar, cotton, tobacco, tropical fruits, fibrous plants, tea, coffee and spices. He also supported the work of the Queensland Acclimatisation Society, formed in 1862, and the Botanic Gardens became the propagation and distribution point for the Society's earliest imports. By 1863 Hill had succeeded in having the Botanic Gardens enlarged to approximately 27 acres. A 10-acre strip along Alice Street was not part of the Gardens but served as a park and sporting field known as Queen's Park, while the south western portion of the river bend became the Government Domain following the completion of Government House here in 1862.

A description of the Parliament House site in 1866 records its commanding presence in the Brisbane landscape:

'The site is quite open, and overlooks the Botanic Garden, which, from the building, is an object of great beauty, as the laying out, which is exceedingly picturesque, is seen to great advantage, and the numerous tropical plants and trees dotted about, with a fine clump of bamboos gracefully overhanging a small sheet of water, give quite an Oriental aspect; and the Brisbane River, which at this part is about 800 ft. wide, quite encircles the tongue of land forming the Botanic Garden, the Government domain, and the site of the Houses of Parliament. Altogether, the site is beautiful, for from whatever point you look the wooded hills and the winding river enliven the scene.'¹⁰

As this description shows, Parliament House relates strongly to the Botanic Gardens nearby. This was particularly evident in the 1880s when Queen's Park was laid out to address the grand edifice, with formal gardens arranged about an axis extending east from the building's centre, with paths and stairs leading down to a fountain, sporting field and eventually to a pond; an arrangement that continued as late as the 1920s. In 1988–89 the historic link between Parliament House and the Botanic Gardens was acknowledged by the addition of the parliamentary forecourt, which turned the end of George Street into a paved pedestrian mall, again laid out formally to address the building.

In 1863, when the Parliamentary Buildings Commission selected the Parliament House site, it called for the land to be formally dedicated for the purpose, but this took many years to accomplish. In June 1875 the Legislative Council, under the presidency of Maurice O'Connell, introduced a Bill to secure tenure over the land because Parliament's present occupation was 'only permissive and entirely without any legal force'. At this time the Surveyor-General A.C. Gregory confirmed that the land had been set aside in 1863 on the basis of 'a simple memorandum' from the government, under which he had prepared plans of the site using earlier surveys of the area, and that there was no further authority for the dedication of the



Figure 9: Looking towards Parliament House from the Botanic Gardens, 1926



Figure 10: View from Parliament House, 1898, showing the Queensland Club and part of the former Bellevue Hotel

land.¹¹ However, the Legislative Assembly failed to support the Council's initiative and the land was to remain in limbo for half a century.

In 1916 a new survey was made of the whole Botanic Gardens, Queen's Park and Government Domain area in order to add a lane leading from Alice Street to the Domain (now known as Gardens Point Road), and it was at this time that an area of about 4 acres 2 roods was formally reserved for Parliament. Also at this time, the adjoining land to the east was reserved for the Brisbane Technical College (now Queensland University of Technology) and Queen's Park and part of the Domain were incorporated into the Botanic Gardens. In 1918 the Parliament House reserve was reduced slightly, to about 4 acres 1 rood 28 perches, when the lane was moved further uphill; and in 1971 the land was further reduced to round-off the corner leading to the lane.



Figure 11: View of Queen's Park from Parliament House, ca.1889

2.4 First stage of construction



Figure 12: Perspective of Charles Tiffin's design for Parliament House drawn by J.H. Wilson, Chief Draftsman of the Engineer for Roads' Department. The perspective was put on display at the laying of the foundation stone.

2.4.1 Laying the foundation stone

The foundation stone for the new Parliament House was laid on 14 July 1865 by Governor Bowen. The stone weighed 4 tons and beneath it, in a sealed jar, were placed copies of *Pugh's Almanac*, local newspapers and coins. The weight of the stone indicates a volume of about 66 cubic feet; however the stone has never been identified. The silver trowel used at the ceremony is now in the collection of the Queensland Museum.

2.4.2 Construction

By this time, building operations had already begun, with the clearing and levelling of the site and the stockpiling of materials, including 500,000 bricks. The works were directed by Colonial Architect Charles Tiffin, who appointed two experienced tradesmen as his foremen: John Daniel Heal, who had earlier worked with him on Government House, was appointed Foreman of Stonemasons while H. Munro was appointed Foreman of Carpenters and Joiners. Munro was later replaced by James Polworth. Local architect Thomas Taylor, a former competitor in the Parliament House design competition, was engaged to prepare working drawings and details.

The building was to be constructed of dressed sandstone to be obtained from quarries at Woogaroo (now Goodna), which were then regarded as Brisbane's best source of sandstone. At first, Tiffin accepted the tender of James Graham however Graham's quarry proved unsatisfactory and the contract had to be terminated. When the next lowest tenderer also proved unsatisfactory, Tiffin concluded that other tenderers were unlikely to be any more reliable so he decided to commence quarrying by day labour. He arranged to rent the quarry of the Brisbane contractor Joshua Jeays, which had earlier supplied



Figure 13: John Daniel Heal (1825–1908), the Foreman of Stonemasons for Parliament House, had earlier worked on Government House as foreman for the contractor Joshua Jeays. Heal later became a leading contractor in his own right and also an alderman, serving as Mayor of Brisbane in 1879–90.



Figure 14: Quarry works at Darra on the Brisbane River, 1915, an example of a riverside quarry



Figure 15: John Petrie (1822–1892) was one of Brisbane's leading citizens, becoming its first Mayor in 1859. The eldest son of pioneer settler Andrew Petrie, John assumed management of his father's building and contracting business after his father was blinded in 1848. The Petrie firm had a reputation for fine workmanship. Besides completing Parliament House, the firm built some of Brisbane's major public buildings, including the Supreme Court, the General Post Office and the Customs House.

stone for Government House. Not only reliable, the quarry was on the riverbank at Woogaroo hence was accessible to river transport. Between mid-1865 and early 1867 a total of 43,339 cubic feet of stone was obtained in this way, with the lesser quality stone being reserved for the building's interior walls. Though the arrangement ensured a good supply of stone, it proved more costly than the previous tenders, causing construction costs to rise alarmingly. As a result, Tiffin was called to account for the escalation and was later to be dogged by a reputation for costly buildings.

Stone and bricks were not the only materials obtained locally, for local timbers were used, including cedar from Canungra. The hardware was supplied by W. & B. Brookes, ironmongers of Brisbane and Birmingham, whose name can still be seen on some of the building's door hinges and furniture locks. The firm's principal, William Brookes, was a long-serving Member of Parliament, at this stage of the Legislative Assembly and later of the Legislative Council. The Brookes firm played a vital role in importing fittings and fixtures from England, including light fittings, chimneypieces and glass. The importing process was lengthy, involving two sea voyages between Australia and England, each taking about three months, because as yet there was no intercontinental telegraph to expedite communication. The zinc roofing was ordered from the Vieille Montagne Zinc Company whose London representative had assured Tiffin that the product was being used in India and was suited to hot climates. Other materials and equipment came from the foundry of P.N. Russell & Co. of Sydney. This foundry supplied iron girders, joists and air grates, as well as a crane, steam engine and other machinery. The engine was used in hauling heavy materials on a tramway built down to the river.

Building operations proceeded rapidly and attracted much attention in the local press. On 16 September 1865 the *Queensland Daily Guardian* enthused:

'No pains are being spared to make our new Houses of Parliament not only the largest and most complete public building in Australia, but the best pile of masonry also.'

At this time, about 100 men were working on the site and the walls were reaching beyond the ground floor windows; it was predicted that the building would be completed in early 1867. In December 1865 Tiffin sought permission to travel south to inspect Melbourne's parliamentary building, the grandest in Australia, with a view to fitting up the new building. In June 1866 the walls were finally completed and to celebrate this milestone a banquet was held at the Prince Consort Hotel (foreman Heal was its proprietor) 'at which very flattering encomiums were passed upon Mr Tiffin'.¹²

With the walls complete and internal work already under way, the roofing was about to commence when a financial crisis struck Queensland. The crisis, which began in July 1866, was caused by the collapse of the British money market and consequent failure of a government loan with a London-based

bank. Thereafter the roofing proceeded slowly until the following October when Parliament decided that, in view of the crisis, to suspend all operations beyond what was needed to secure the building. In succeeding months there was very little progress, as Tiffin reported in April 1867:

‘...the only work going on being that of completing the roofing, putting in the windows, and laying the drains; these works being rendered necessary to protect the building from injury, until such time as sufficient funds are available to carry on the work to completion...nothing could be more discouraging than the manner in which everything has dragged on...’¹³

A month later the roofing was completed and all the workmen were discharged.

The fortunes of the colony improved in October 1867 when news broke of the discovery of gold at Gympie, the colony’s first major gold strike. At this time, months after activity on the building had ceased, Tiffin was requested to prepare a specification for completing it to a stage sufficient for occupation. In December 1867 the well-known Brisbane contractor John Petrie was awarded a contract for undertaking this work, which was no longer to be supervised by Tiffin. Petrie’s contract, for £17,500, required that the building be completed within a year so that it would be ready for the next session of Parliament. The contract included adding a refreshment room, which was to be of timber instead of the originally designed brick, but the stone arcades and portecochere included in Tiffin’s original design were omitted; these were to be added at a later stage when funds were available. Petrie undertook the work at a vigorous pace and succeeded in meeting the deadline.

2.4.3 *Parliament meets in the new building*

On 4 August 1868 Parliament met for the first time in the new building. Just before this, Tiffin was ordered to remove a sheep’s head from the keystone over Speaker’s Chair; whatever he had intended in making this curious addition, it was interpreted as derogatory. Though the building was now occupied, it was still far from finished, as the *Brisbane Courier* of 8 August 1868 observed:

‘...All the basement story is occupied by carpenters, plasterers, modellers, gasfitters, and other workmen all busily engaged in their several occupations and preparing material for completing the structure. The rooms are windowless, the walls plasterless, and the floor strewn with *debris* of all kinds...The plasterers seem to have only left the Assembly chamber a day or two, and the walls are still damp.’

Besides being unfinished, the building had to make do with furniture from the old Legislative Building, ‘looking by the way, exceedingly shabby and incongruous’.¹⁴ It took years for the new furniture to be added (see chapter 4). Other



Figure 16: Reporters' Gallery above the Speaker's Chair in the Legislative Assembly Chamber, ca.1934, showing the Corinthian columns added to support the gallery

economies were evident in the 'plain and substantial' finishing of the rooms and in the simple floor coverings of coir matting woven at Sydney's Darlinghurst Gaol. Soon after the building was occupied, the Reporters' Gallery in the Legislative Assembly Chamber was lowered and extended forward so that reporters were better able to hear the proceedings. To support the gallery, Corinthian columns were added either side of the dais, generally improving the Chamber's appearance.

2.4.4 Description



Figure 17: Parliament House, ca.1869. The photograph shows that the arcades were yet to be added however the keyed stonework and recesses for framing the roofs were already in place, along with French doors leading from the President's office and the library on the first floor. The cast iron cresting on the roof has been added and the stone pinnacles, some of which were chimneys, have been installed on the parapet. Blinds have also been added: those on the side towers are probably patent 'Florentine' blinds with timber valances, while the blinds elsewhere are dark coloured vertical sliding shutters. The roof was originally to be of slate, of similar colour to the zinc that was finally used.

The following pages describe the building as it was soon after construction. This is based on a range of sources, notably: Charles Tiffin's plan and specification of 1867—sadly, the earlier ones have not survived, contemporary descriptions and photographs, building inspections, and on archival research undertaken in 1981–82 by Bruce Buchanan & Associates.

The building has three storeys, with the Legislative Chambers occupying much of the upper two storeys. The original layout was symmetrical, with accommodation for the Council and the Assembly replicated on either side of the main entrance: the Council on the eastern side and the Assembly on the western side. Libraries occupied the central tower between the two Chambers, the library on the first floor being flanked by writing rooms.

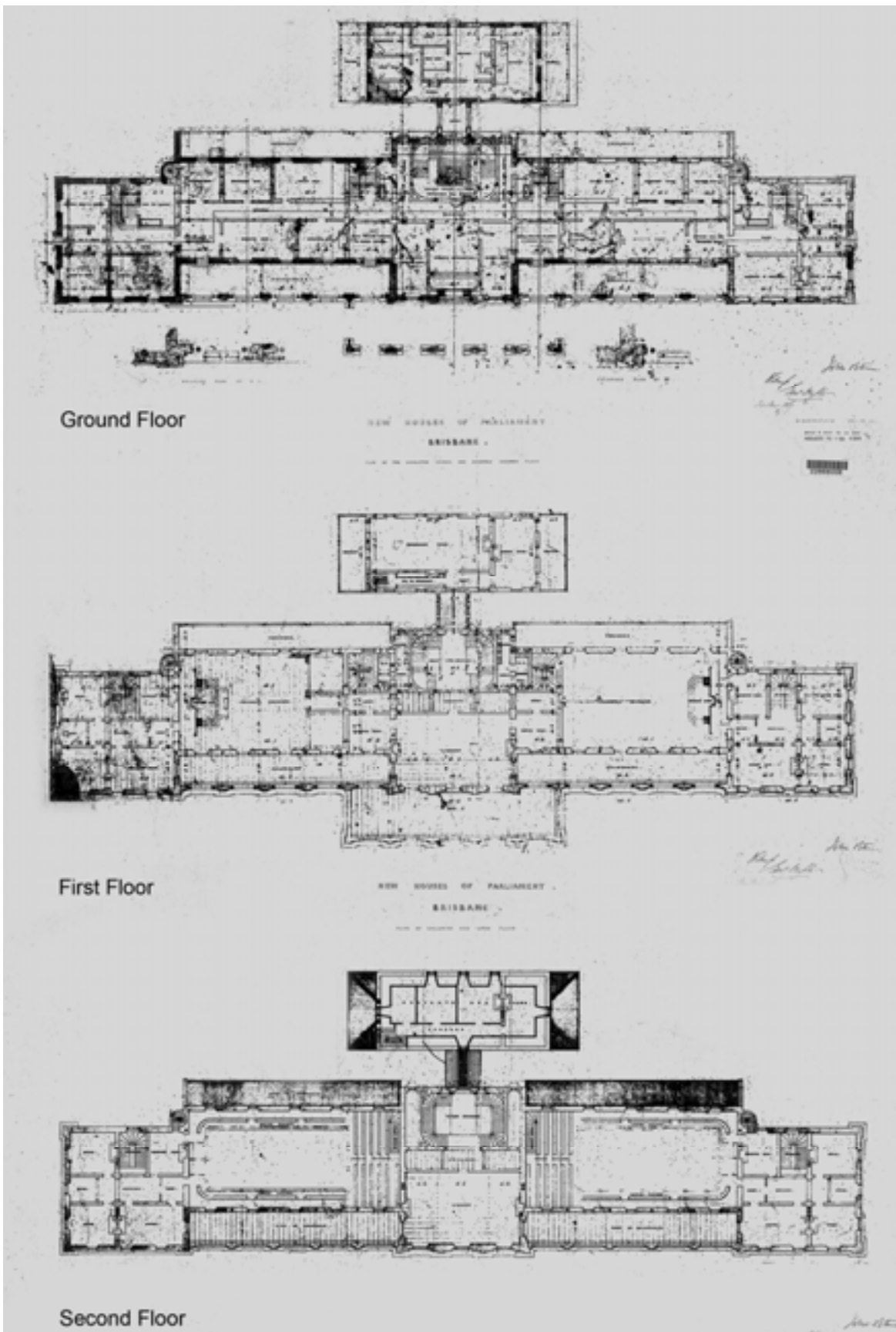


Figure 18: Parliament House plans prepared in 1867 for the completion of the building. These plans, signed by John Petrie, are the first available plans for the construction of the building. They are almost certainly based on Tiffin's original plans; the side wings are not shown but the arcades and porte-cochere are included as well as the detached refreshment room.

There was a well defined and hierarchical circulation pattern, reflecting parliamentary operations and the social conventions of the day. The Governor's and Members' entrance was central through the main hall with reception rooms on either side. The public entrances were set back within the arcades on either side of the main entrance, providing access to the public galleries at second floor level by stairs which bypassed the Chambers on the first floor. Beyond the public entrances were entrances for reporters and witnesses on committees, providing access to committee rooms and also to circular stone stairs at the back of the building leading to the reporters' galleries of each Chamber. The north and east towers were each provided with a staff entrance at the side and a staff staircase to the offices above.

The only doorways to the courtyard at ground floor level were passages on either side of the grand staircase. Access to the refreshment room was from the first floor landing.

The most important offices on the ground floor were those of the Clerk of the Assembly (A20), the Clerk of the Council (A39) and the Chairman of Committees (A22 and 37) (see appendix 8 for plan showing room numbers). Also on this level were strongrooms for each Chamber, four committee rooms, two waiting rooms for witnesses on committees, and lesser rooms for assistant clerks and messengers. Bathrooms, lavatories and water closets were also provided; two of the lavatories were large rooms designated as Members' dressing rooms.

On the first floor level, the Legislative Chambers occupied the full width of the building, allowing good cross ventilation. Both



Figure 19: Legislative Council Chamber, ca.1869. This was grander than the Assembly Chamber, the mouldings being more complex and picked out in more colours. At the rear of the Chamber was a screen, seen here in the foreground, which demarked a space for members of the Legislative Assembly on occasions when they were present.

Chambers had a dais at the front and stepped platforms at the rear. The President's dais and the Speaker's dais were each backed by a wall which formed an anteroom behind the Chamber, giving access to the President's Office at one end of the building and the Speaker's Office at the other. A Governor's Room (now a lift) and a Ministers' Room (now a lobby) also had direct access to the anterooms. The President's Office (B27) was the grandest of the rooms allocated to individuals; at this time the Premier's Office was in another building, in William Street. Back verandahs shaded the Chamber windows.

On the second floor level, there were a series of galleries above the Chambers: ladies and official guests occupied the side galleries, reporters were directly above the President or Speaker, while the general public or 'Strangers' were at the back facing the President or Speaker. The uses of the main offices at this level are not identified on the 1867 plans, however a reporters' room—probably for the press rather than Hansard staff—was located at either end of the building at the top of the circular stairs; neither room survives as an office.

Water closets and urinals were provided either side of the grand staircase at first floor level, accessed from the both the main lobby and the back verandahs. No facilities were provided at second floor level, although there may have been washstands in the offices. A detached block of earth closets (possibly Tiffin's self-acting design) was erected behind the main building. The refreshment room was a detached timber building also situated behind the main building and connected by stairs. Though intended as only temporary, the building was quite commodious, comprising dining and smoking rooms on the upper floor; the kitchen, pantry and wine and coal cellars on the ground floor; and staff bedrooms in the attic.



Figure 21: Marble chimneypiece in the President's office



Figure 20: Rear view of Parliament House, ca.1870, showing the rear verandahs and the detached, timber refreshment room. The refreshment room faced the western sun, causing Members to complain that when they went there to get cooked meals, they themselves were cooked.

Materials

The masonry walls were of stone and brick with the exterior faced in dressed sandstone. The Woogaroo sandstone was described in the *Builder* of 1 December 1866 as being ‘rather coarse...but having one of the most exquisite tints imaginable, being of a pale soft purple, most agreeable to the eye as it is neither glaring nor sombre’.

Floors were of timber except for those of the lobbies, ground floor corridors, strongrooms and lavatories. The ground floor corridors had slate floors, which were later replaced by timber due to problems with damp. The floor framing at first floor level was supported on iron bearers. Soundproofing of mortar and hair was packed between the floor joists.

The arcades, which were not to be built until 1878–79, were stone with concrete floors. The rear verandahs were of timber with cast iron balustrades.

The best local timbers were used throughout the structure. All the external door frames and all the floorboards were of beech, a pale coloured timber with a clear grain which is easily worked, durable and stable. The door and window joinery was of red cedar. Other timbers, including yellowwood and tulip wood, were used in fitting up the libraries.

The interior walls and ceilings were plastered; a note on the specification suggests that the Parian cement originally to be used for areas where a harder finish was required was lost in transit from England.

Imported items

The building’s fittings and fixtures imported from England can be identified from the accounts of the local supplier, W. & B. Brookes. The information from these accounts can be cross referenced to the specifications. Imported items included:

- cast iron balustrades for the stairs and galleries, also vents for the doors, from the Coalbrookdale foundry in Wales—some possibly electroplated to simulate bronze;
- Minton floor tiles from Staffordshire;
- twenty marble chimneypieces and cast iron register grates—all the more important offices and committee rooms had fireplaces;
- brass gasoliers and gas light fittings, including four huge ‘sunlights’ for the Legislative Chambers from Strode of London;
- papier-mâché embellishments and plasterwork from George Jackson & Sons of London;
- plate and stained glass from Chance Brothers & Co. of Birmingham;
- door and window hardware, including lever locks from Hobbs & Co. of London;




Figure 22: Hobbs & Co. door lock, from a series of volumes on the London International Exhibition of 1862, now in the O’Donovan Collection. It is tempting to speculate that Charles Tiffin may have consulted these same volumes to choose items for the new parliamentary building.

- iron girders and joists—though some of these came from Sydney; and
- the first storey floor—or possibly just the arcade floors—was fireproofed using Fox & Barrett's patent fireproof flooring, also imported.

The above items represented the best of British manufactures of the time and some were featured at London's international exhibitions of 1851 and 1862.

The patent zinc roof sheeting, supplied by the Vielle Montagne Zinc Company, was prefabricated in London and came with instructions and a model to aid assembly. A sample of the roofing now held by the Parliament House Property Services section shows that it was fixed by an unusual interlocking system, whereby a nail soldered to the underside of one sheet slid into a slot of the sheet below. According to a report in the *Builder* of 2 May 1863, the Vielle Montagne roofing system had only recently been developed in France and, though it was said to last longer than lead, already there were doubts about its waterproofing capability. The report recommended that the sheets should be laid over boarding with a gap of 2–3 cm between boards.

Special finishes

All the finishes specified for the building were high quality, durable finishes of their day.

The flooring was secret nailed so that the nail heads were hidden. The main entrance hall was finished with Minton tiles laid in a geometric pattern.

The relative status of the building's different levels was highlighted by the selection of mouldings for skirtings, architraves and plaster cornices and also by the varying sizes of ceiling roses. The larger and more elaborate examples were chosen for the ground and first floors while those on the second floor were more modest.

Plasterwork in the more important rooms and entrance halls at each level was richly embellished, as described by the *Brisbane Courier* of 8 August 1868:

'The ceiling to each room has a central flower moulding in plaster, each being of a different pattern, and most of the devices are exceedingly beautiful. The cornices are also moulded, and each of a different pattern.'

The plasterwork in the Legislative Chambers was especially elaborate, incorporating Carton Pierre (papier-mâché) open work, coving and vented ceiling roses. Much of the panelling on the Chamber walls and galleries was of painted cedar to avoid problems with chipping plaster.

The doorways to the Chambers, the libraries and the two reception rooms opening off the main entrance hall



Figure 23: Sample of original zinc roofing viewed from above



Figure 24: Sample of roofing viewed from below, showing the interlocking system of nails and slots. The nails were soldered to the underside of the zinc.



Figure 25: Minton tiles in the main entrance hall



Figure 26: Lenzberg & Walton blind, from a series of volumes on the London International Exhibition of 1862, now in the O'Donovan Collection. This blind appears similar to those used at Parliament House.



Figure 27: Text panel on the right hand side of the grand staircase

incorporated ornamental surrounds with aedicules (pedimented surrounds). The plans show that glazed screens were also installed leading to the waiting rooms and messengers' room.

The double hung windows were specified to be hung on chains rather than sash cords. Initially, 'Venetian shutters or blinds made of strong zinc or galvanised iron' were specified for most windows, but a note in the specification added that cedar would be acceptable if metal blinds could not be obtained in Brisbane.

All the doors were to be hung on brass hinges with ebony door furniture. The doors to the Legislative Chambers were fitted on spring hinges and glazed with ornamental glass. Glass doors in the passages were glazed with obscured glass (probably etched.)

Stained glass windows were placed above and below the grand staircase. To obtain these, tracings and measurements were sent to the famous glass manufacturers Chance Bros & Co. of Birmingham. The most magnificent window depicted Queen Victoria sitting on her throne with the tower of the Palace of Westminster (Big Ben) in the background. The window was ordered as 'One stained or painted window of Queen Victoria, Renaissance Style...circular headed, price not to exceed 10/6 per foot.' According to Beverley Sherry, an expert on stained glass in Australia, this window was the only known example of Chance Bros' figurative work in Australia.¹⁵

On the first landing there are smaller windows depicting the Prince and Princess of Wales (later King Edward VII and Queen Alexandra). On the ground floor, partly hidden by the staircase, are windows bearing illuminated texts from Psalm 127: 'Except the Lord Build the House, They Labour but in vain that build it' and 'Except the Lord keep the city, the watchman waketh but in vain.' These texts were chosen by Eliza O'Connell, the wife of the President Maurice O'Connell, and added at her request. Mrs (later Lady) O'Connell was one of Brisbane's leading women of her day. A devout Christian, she was involved in many charitable causes and among her friends were the Bowens, the Tiffins and L.A. Bernays, so it is hardly surprising that she should have been allowed to make a worthy contribution to the building. This series of windows were not only spectacular additions to the building but also symbolic: they signified that the new Parliament was part of the British system of government adopted throughout a vast Empire and based on Christian values.

The staircases were fitted with cast iron balustrades and the major stairs 'leaded with 6 lbs lead for a width of 3 feet secured with copper or bass nails.' The main stairs were the grandest, strengthened with iron girders and equipped with ornately carved newels supporting gaslights. The undersides of the landings were to be finished in carved cedar rather than plaster to avoid 'cracking of the plaster through vibration of the iron girders.' Timber stairs were provided to the roof space.

The Legislative Chambers had many notable fittings. In the galleries above, some of the balustrades were of panelled cedar but most were of curved cast iron. The arches above the President's and Speaker's chairs were originally intended for clocks but early photographs show a Royal coat of arms above the President's Chair. The rear section of the Council Chamber was divided off by a cedar screen specified in scroll work while a similar screen with solid panels was specified for the Assembly Chamber. These screens demarked spaces for members of the other Chamber on occasions when they were present. The bench seats in the Chambers were covered in Morocco leather: dark green in the Council and the maroon in Assembly (the opposite of today's colours).

While cedar joinery on the ground and first floors was specified to be varnished, the cedar on the ground floor—with the exception of the entrance doors and the doors to the Chambers—was grained to simulate oak or maple.

The ceilings and walls were painted in distemper, a matt lime-based paint in which subtle tints could be achieved. Ceilings were to be white with cornices picked out in two colours. The Assembly Chamber was to be pale grey and the Council Chamber sage green. There was a special 'stippled flatting' in four colours on the walls of the entrance hall, staircase lobbies, libraries and Chambers, and on the galleries and screens in the Chambers.



Figure 29: Cast iron vent in the entry door to the Legislative Council Chamber



Figure 28: Legislative Assembly Chamber, ca.1869. The *Brisbane Courier* of 8 August 1868 described the Chamber as: '...a magnificent room ... lighted by four large windows, on each side reaching from the floor to the galleries...The galleries are arched underneath, and the ceiling is in panel, richly ornamented, and picked out in delicate tints of colour, which blend very harmoniously, and give a beautiful rich tone to the whole. The Chamber is lighted at night by two large sun-lights.'



Figure 30: Ceiling mouldings held by Parliament House Property Services

Services

The building was lit by gas and the gas fittings were bronzed. The lights included the extra bright patent 'sunlights' imported from England for the Chambers and similar to lights used in the Westminster Houses of Parliament. These huge lights, 5 feet across with 63 clustered jets, were designed to act as ventilators as well as provide illumination. Large flues running up through the ceilings allowed hot air and noxious fumes produced by the lights to escape.

Water was piped to the building's lavatories and water closets from the Enoggera main. Reticulated water from the Enoggera Reservoir had been introduced to Brisbane recently, in 1866.

Bells with ebony or porcelain pulls were specified throughout the building. Photographs suggest that these were generally fixed next to chimneypieces, as was customary. There were also alarm bells to summon Members to sessions in a number of key locations, including the libraries and refreshment room.

2.4.5 A 'Legislative Palace Building'

In 1919, C.A. Bernays, the then Sergeant-at-Arms of the Legislative Assembly, wrote,

'One may take leave to doubt whether fifty years ago the baby colony was justified in its Legislative Palace Building. Something much more modest and less costly would have served the purpose equally well for many years.'¹⁶

Though the new building was less grand than originally intended, there was still much pride and rejoicing in its completion. The *Brisbane Courier* of 4 November 1868 declared, 'The internal fittings are admirable, and being entirely of colonial workmanship, and with a few exceptions of colonial material, reflect great credit upon the colony...' At the time of construction, it was the largest and most imposing building in the colony, which by then had obliterated almost all traces of its convict past. It amply reflected the colony's growing confidence and prosperity. In 1871, soon after the building's completion, the visiting English novelist Anthony Trollope commented on the Legislative Council Chamber, 'The sittings are short and uninteresting, but the chamber in which they are held is imposing and comfortable.'¹⁷ Almost a century later, in 1961, John Betjeman, the eminent English poet and authority on Victorian architecture, inspected the building during a visit to Brisbane and pronounced it one of the finest examples of Victorian architecture in the Southern Hemisphere. He was particularly impressed by the Colebrookdale ironwork.

The building remains a symbol of parliamentary democracy in this state and a testament to the faith of our forebears who, with limited funds and soon after the closure of the penal settlement, built ambitiously.



Figure 31: Part of Slater's panoramic view of Brisbane, ca.1870, showing the city viewed from Bowen Terrace, looking across Kangaroo Point to the new Parliament House in the distance. This photograph shows how clearly the building stood out from its surrounds.

2.5 Completing the colonial Parliament

2.5.1 *The arcades*

The new Parliament House remained as constructed until 1877 when a specification was prepared for adding the arcades and porte-cochere included in Charles Tiffin's design. The tenderers were instructed to give a separate price for omitting the porte-cochere. In 1878 John Petrie was awarded a contract for £8,760 for adding the arcades only and again the porch was deferred. The arcades, so essential for shading the building as well as realising Tiffin's design, were constructed of sandstone from Murphy's Creek. The work was completed in 1879 under the supervision of F.D.G. Stanley, Tiffin's former assistant who had succeeded him as Colonial Architect.



Figure 32: John Petrie's workmen during construction of the arcades, 1879



Figure 33: How the *Ipswich Punch* of January 1871 saw parliamentary refreshments

2.5.2 *The importance of refreshments*

As early as 1874 there were complaints that the temporary refreshment room was inadequate and, being timber, posed a serious fire risk to the main building. In 1877 Colonial Architect Stanley began preparing plans and in the following years the refreshment room was extended and a fire door was added to separate it from the main building. However, Members were still dissatisfied and in November 1884, at the request of the Parliamentary Buildings Committee, Stanley's successor J.J. Clark made a plan for a new refreshment room. This was for a grandiose, T-shaped stone building in the style of the main building, to house a new library as well as a refreshment room, also to include two bars—one for each House, a billiard room and Members' accommodation. Costing some £43,000, it was to extend from the main building to face the river. Not surprisingly, Samuel Griffith's Liberal government rejected the proposal as grossly extravagant and it failed to proceed. Earlier in 1884 Griffith had raised the so-called 'Ten Million Loan', the largest loan yet made by the colony, but this was intended more for railways than public buildings.

Even after the Alice Street wing was opened in 1891, giving Members most of the conveniences they desired, the subject of refreshments remained on the agenda. In September 1898, when the well-known English socialists Sidney and Beatrice Webb visited Brisbane as part of a world survey of social conditions, they were appalled to find the 'elderly gentlemen' of the Legislative Council quarrelling over the management of the refreshment room. 'Altogether the condition of things in the Brisbane Parliament is not edifying', they concluded.¹⁸



Figure 34: Colonial Architect J.J. Clark's grand plan for a new refreshment room and library, reproduced in *Votes & Proceedings of the Legislative Assembly*, 1884. The central part (between the two smaller towers) is the portion of the extension facing the river.

2.5.3 *Alterations and repairs*

The risk of fire remained a concern, particularly the possibility of fire starting in the roof as a result of overheating of the gas pipes supplying the lighting. In 1879, in response to the Parliamentary Buildings Committee's concerns, a large water tank was placed in the centre dome and increased water

supply was laid throughout the building together with a series of fire plugs and hoses. The problem of cooling within the building was further addressed from 1895 by the addition of two fleches (roof ventilators) over the Legislative Assembly Chamber.

The most significant alteration to the building at this time was the replacement of some of the stained glass windows. In about 1897, possibly as a result of a severe storm of 28 December that year which damaged the dome roof and broke some glass, the 'portraits' of Queen Victoria and the Prince of Wales were 'destroyed, respectively, by hail and concussion'.¹⁹ Following this calamity, the damaged sections were replaced in 1900 by the well-known Sydney stained glass firm of Lyon Cottier & Co. at a cost of £75 2s. To undertake this work, one of the firm's artists was to visit the building 'to make himself thoroughly acquainted with the existing colouring of the [Queen Victoria] window' (which suggests that it was not completely destroyed) and then the Princess of Wales' window was to be dismantled and sent to Sydney for matching with the new Prince's window. It seems that the latter plan was unsuccessful because the Parliamentary Buildings Committee Report for 1901 states that all three windows—i.e., the Queen, the Prince and the Princess—were replaced.

Sadly, this means that, of the series of windows originally supplied by Chance Bros & Co., only the two text panels remained and the others were at least partial replacements.




Figure 36: Proposed fleche for ventilation of the Legislative Assembly Chamber, 1895

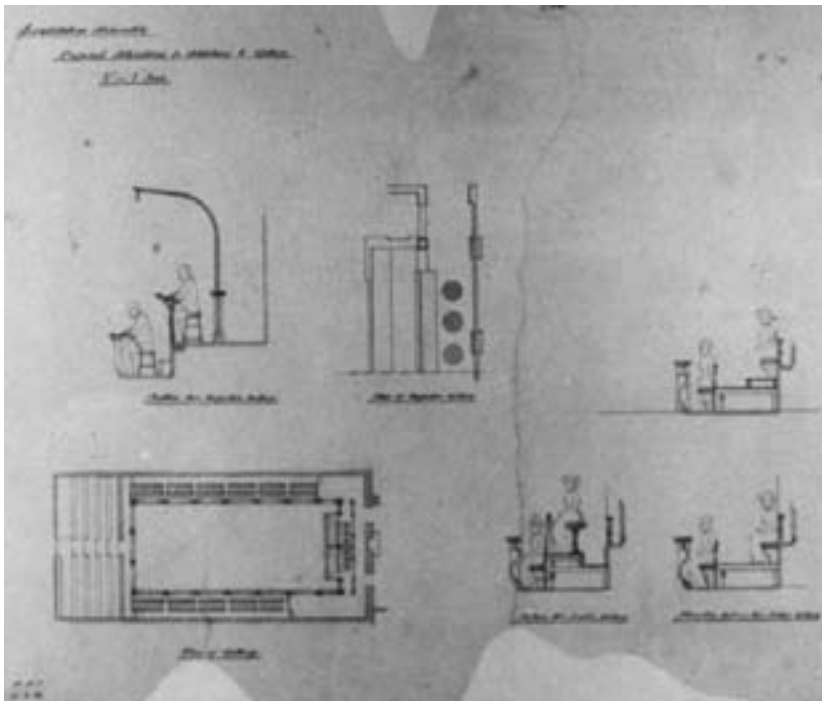


Figure 35: Though excluded from voting, women took a greater interest than expected in the new Parliament. In the 1880s an extra tier of seating was proposed for the Ladies' Gallery of the Legislative Assembly Chamber (right) along with a curved screen to be added behind the Reporters' Gallery to improve acoustics (left).



Figure 37: Detail of the Ladies' Gallery



Figure 38: Queen Victoria window



Figure 39: Prince of Wales window

Even so, they have considerable significance as Lyon Cottier & Co. was one of Australia's leading stained glass manufacturers at the time. Established in 1873, the firm undertook important work throughout NSW and the resident partner, John Lyon, was an outstanding portrait painter and capable of producing good likenesses of the royals.

2.5.4 Redecorating

Over the years, as the colony became more wealthy, the Legislative Chambers were redecorated, with the Council continuing to be favoured. One of the most ambitious schemes for redecorating was in 1883. The scheme, devised by the local decorator S. Maxwell under the supervision of John Petrie, was described in the *Brisbane Courier* of 26 June 1883 as follows:

'The tinting on the walls of the Assembly chamber is a reproduction of that which preceded it, but in the Council chamber there has been a slight alteration, not in the design, but in the tinting, which is now a beautiful light green. The presidential dais also has been enriched by the capitals of the Corinthian columns and portions of the canopy being gilded. The connecting passage between the two chambers, and also that between the Council chamber and the President's private room, have been decorated in dado and frieze work more or less elaborate...The carpet in the Assembly chamber was taken up, cleaned, and relaid, but that in the Council Chamber has been replaced by a Wilton carpet of a very beautiful description, and the pile of which is equal if not superior to that of any velvet pile carpet. The pattern was selected by Mr. T. Finney (Finney, Isles & Co.) when in England, and the carpet specially made to his firm's order



Figure 40: Legislative Assembly Chamber in 1889, by which time the number of Members had doubled from the original twenty-six. When Englishman Anthony Trollope visited the Chamber in 1871, he described the seating arrangements: '...Ministers with their friends sit on the right side of the Speaker, and the opposition on the left, with a great table between them, and benches below the gangway—just as we have at home.'

by Morton and Sons, Kidderminster. The ground colour is a bright crimson upon which the pattern—an Italian scroll—is worked in a very dark shade of the same colour, intermingled with old gold, after the fashion of Moresque carpets. Exclusive of the border, there are 440 yards of this handsome floor covering.'

As the above description suggests, the new scheme was more ornate than earlier schemes, which is not surprising given the 1880s taste for more lavish interiors.

From 1897 much of the building was redecorated. While the ceilings and walls were still painted in distemper, more colours were used so the overall effect was more opulent. It was possibly at this time that the joinery in some of the offices was painted. A cedar dado of V-jointed boards was added to the north tower and a stencilled dado was added to the ground floor corridors—this is the dado that has been reinstated today. By this time, the coir matting previously used as floor coverings had generally been replaced by cork carpet, a covering similar to linoleum, though the Legislative Chambers remained carpeted.



Figure 42: The ground floor eastern corridor in 1912, with a dark dado in Greek key pattern



Figure 41: The President's office (B27) in 1912. This was redecorated in 1898, the walls and joinery being painted and new Brussels carpet laid.

2.5.5 Installation of electricity

In July 1886 Parliament House became one of the first buildings in Brisbane to be lit by electricity. A contract for the lighting had been let in 1883 to the Edison Electric Company but the installation took years to complete, with the final work being undertaken by pioneer electrical engineer Edward Barton. The system was powered by plant housed at the (old) Government Printing Office in William Street and connected to Parliament by means of an underground main called an Edison street main. Unfortunately, the lighting system had some teething problems, causing a small fire to break out under the




Figure 43: Edward Barton's proposal for lighting the dining room in the Alice Street wing, 1892. Gas fittings were to be retained and the electric light fittings arranged separately.



Figure 44: The Clerk of the Legislative Assembly's residence

floor of the Legislative Assembly Chamber on 24 August 1886. In early 1892 the system was upgraded by the laying of new underground mains and soon afterwards the new Alice Street wing was connected to the system. Again the installation was overseen by Barton while the local electrical firm of Trackson Bros supplied the new light fittings used throughout the building.

2.5.6 The grounds

Parliament House soon acquired a series of outbuildings needed for its efficient functioning. These buildings, supervised by successive Colonial Architects and ranging in size and importance, mostly survived until the 1970s when they were demolished to make way for the Parliamentary Annexe. The buildings included:

- the Clerk of the Legislative Assembly's residence, a commodious residence erected in 1881 at a cost of £2,498, later to become the Lodge used for accommodating country Members;
- the Groom's cottage, erected in 1882 at a cost of £140 and extended in 1890;



Figure 45: Parliament House grounds in 1912, showing (left to right) the stables, the Providore's quarters and the Alice Street wing. The former two buildings were designed by Colonial Architect George Connolly.

- the Providore's quarters and new brick stables, erected in 1882 at a cost of £2,899, using stone from Brisbane's old gaol on Petrie Terrace;
- a laundry erected in 1883;
- a new carriage shed erected in 1884 at a cost of £90;
- a dairy, store and larder erected in 1888 at a cost of £110;
- a fowl house; and
- a boiler house.

During the 1970s demolitions, some materials from the Providore's quarters were salvaged.

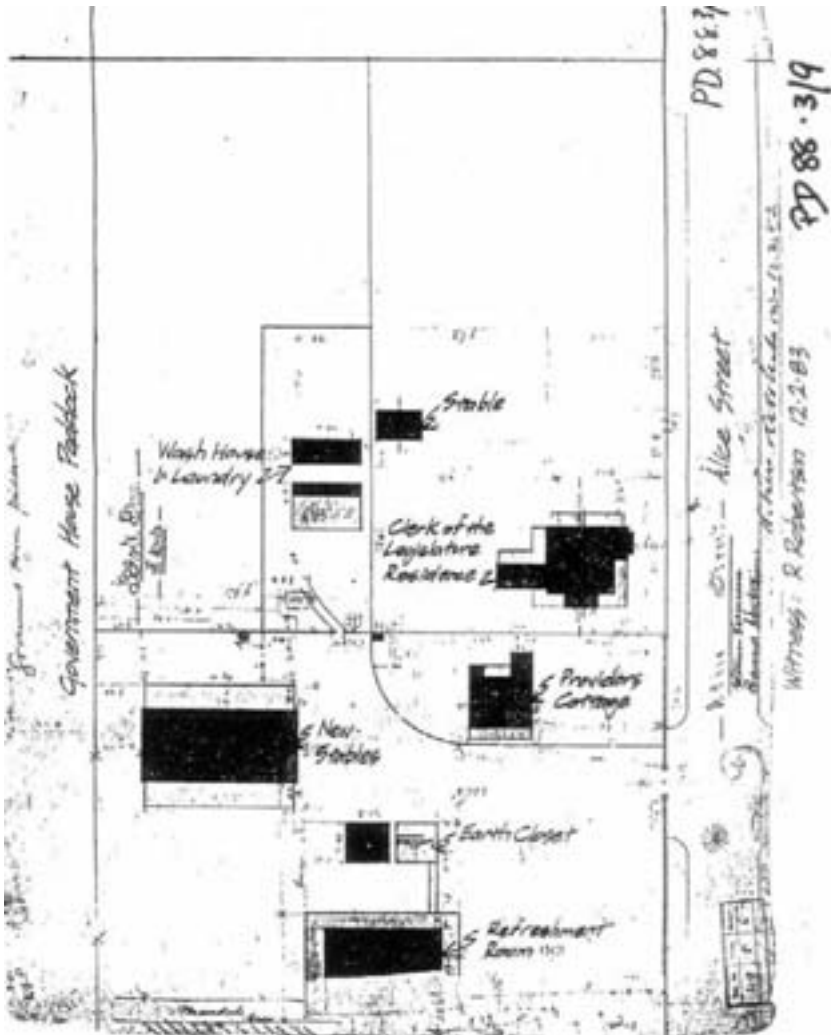


Figure 46: Parliament House site plan of 1883, extending from the back of the original building. The Alice Street wing now extends to the boundary of the Providore's cottage shown on the plan.

In 1881 a handsome stone and iron palisade fence was added to the Parliament House grounds along the Alice and George Street frontages, complete with iron gates at the corner. The fence was erected under the supervision of Colonial Architect F.D.G. Stanley. Early photographs show that trees and shrubs were soon planted along the fence, possibly on the initiative of L.A. Bernays, the first Clerk of Legislative Assembly, who was a keen botanist and a founder of the Queensland Acclimatisation Society.



Figure 47: Queen Victoria statue in front of Parliament House, ca.1881

Also in 1881, a terracotta statue of Queen Victoria was erected in front of Parliament House. This was the work of a visiting British sculptor, Marshall Wood, who had recently supplied a similar statue for Victoria's Parliament House. Wood planned to leave his statue in situ for six months in the hope of securing a commission to execute it in marble, however he died in 1882 and the proposal lapsed. By 1884, the statue was deteriorating out in the open so it was removed to the Exhibition Building at Bowen Park where it was presumably destroyed in a fire that claimed the building in 1888. This left Brisbane as the only Australian capital without a statue of the Queen, until 1906 when a bronze statue was unveiled outside the Land Administration Building.

In 1895, following the addition of the Alice Street wing, further improvements were made to the Parliament House grounds. A courtyard was laid out according to a plan prepared by the Colonial Architect's Office, providing for a large area of lawn along with garden beds and gravel driveways. In 1899 the gravelling was extended to the front of the main building however this was not entirely successful due to poor drainage which reduced the area to a bog in wet weather.



Figure 48: W.C. Fitler, Parliament House, 1880s, showing the new palisade fence and the Queen Victoria statue




Figure 49: These drawings of Parliament House were among a series of perspective views and plans of thirty-five of Queensland's finest public buildings shown at the Melbourne International Exhibition of 1888. By then, Parliament House had cost £80,000.

2.6 Alice Street wing




Figure 50: Parliament House in the 1890s, showing the Alice Street wing to the right with its original arcade with three arches over the main entrance from Alice Street

2.6.1 Planning

By May 1888, when the Department of Public Works was preparing drawings of public buildings for display at the forthcoming Melbourne International Exhibition, major additions to Parliament House were already being planned. The drawing of the building prepared for this purpose included part of a 'contemplated extension' facing Alice Street (see opposite). This drawing, signed by Charles McLay of the Colonial Architect's Office, provides little detail of the proposed new wing or of how it was to be connected internally to the existing building.

On 26 October 1888 the Minister for Mines and Works J.M. Macrossan informed Parliament of the proposed new wing, by which time a more detailed plan had been drafted because he went on to describe the various rooms to be included in its three storeys. Macrossan's proposal, expected to cost about £50,000, was received with none of the outrage that had greeted the previous proposal to extend the building. In fact, the proposal was generally applauded. As the former Speaker, W.H. Groom, stated,

'it was extremely desirable that some additional accommodation should be provided for hon. members' as the present building offered an extreme want of accommodation'.²⁰

The timing of the proposal was crucial to its success. Since 1884, when the previous proposal had been made, Queensland had enjoyed years of prosperity and the newly-elected Nationalist government of Sir Thomas McIlwraith was expansive in its spending on public works.

Drawings now held in the Department of Public Works archive show that various schemes were considered in planning the extension. The first set of drawings for the project are dated 1888 and signed by Henry Arthur Still of the Colonial Architect's Office. These drawings include an elevation for a long, symmetrical wing, arranged about a central domed tower and carriageway. The elevation is crudely drawn, suggesting it was may have been a tracing of Charles Tiffin's original design but was hardly a serious proposal given it would have entailed demolishing the *Providore's* and *Clerk's* residences. Also included in this set of drawings are three floor plans, which, tellingly, are more carefully drawn and are for only part of the building shown in the elevation. None of the drawings included an arcade.

The scheme that was finally adopted for the new wing differed from the 1888 scheme. It was for a truncated building with a carriageway at the south western end, aligned with William Street. It was to include an arcade, at the centre of which was a main entrance leading from Alice Street. The rooms on each of the three floors were to be divided by central corridors aligned with the staff staircase in the north tower of the existing building. Some of the cross-sections for this scheme are signed by Charles McLay who at this time was the chief designer of the Colonial Architect's Office and is credited with such major public buildings as Bundaberg and Fortitude Valley post offices. Other colleagues would have contributed to the documentation needed for the new wing. For instance, Thomas Pye, later to become Deputy Government Architect and designer of the Land Administration Building, prepared drawings for some of the fittings and furniture.




Figure 51: Elevation of the Alice Street wing dated 1888 and probably based on Charles Tiffin's original design

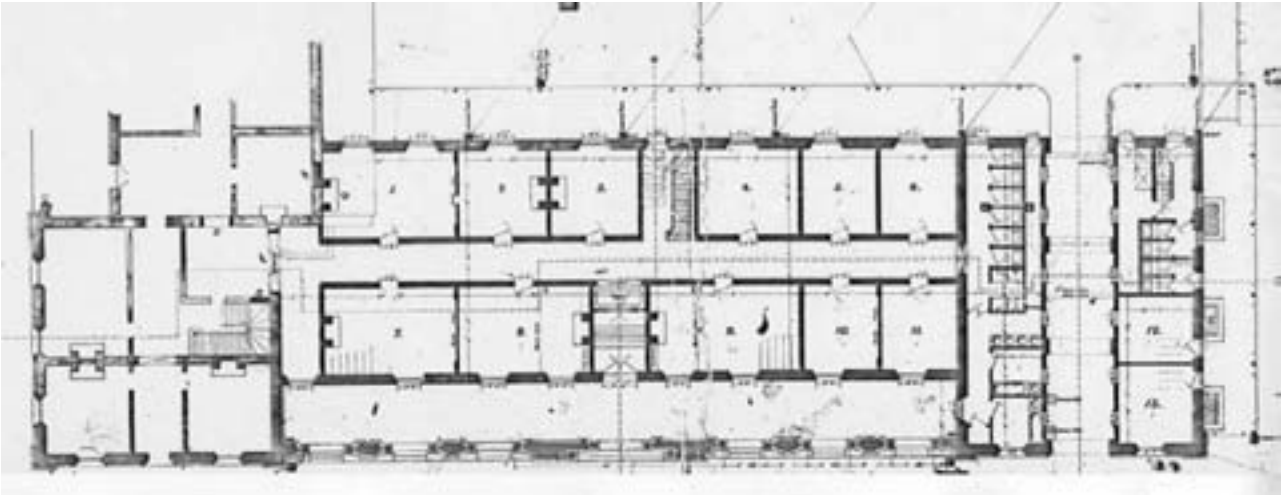


Figure 52: Alice Street wing ground floor plan, tender drawing 1889. Note the rows of earth closets either side of the carriage way to the right. Folding doors allowed some of the rooms to be combined. Not all rooms had fireplaces.

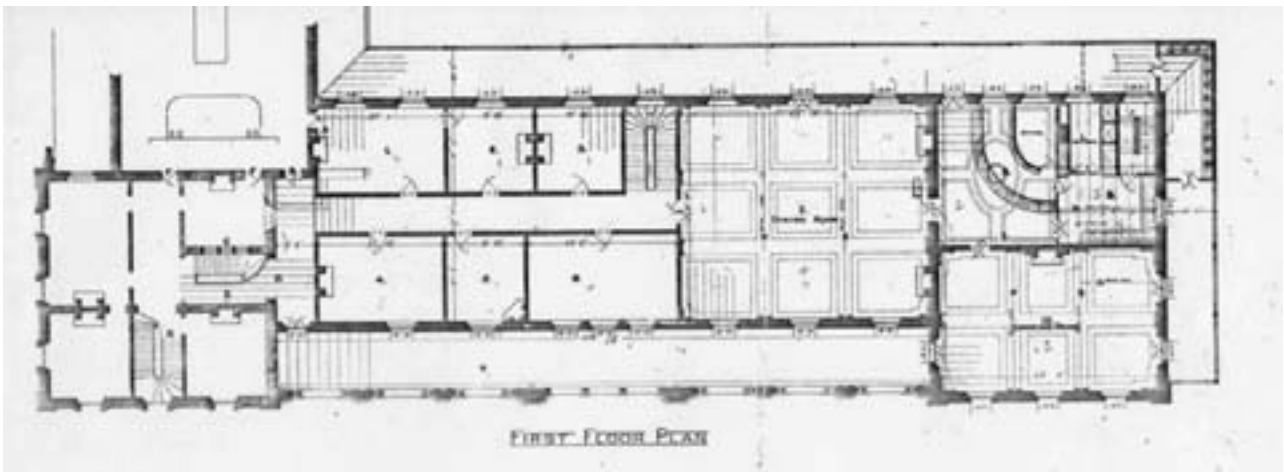


Figure 53: First floor plan, 1889, showing the large dining room. The Bar with its office and curved bar can be seen at the upper right. The curved bar is the 'Lucinda Bar', which is now located in the former Smoking Room at the lower right.

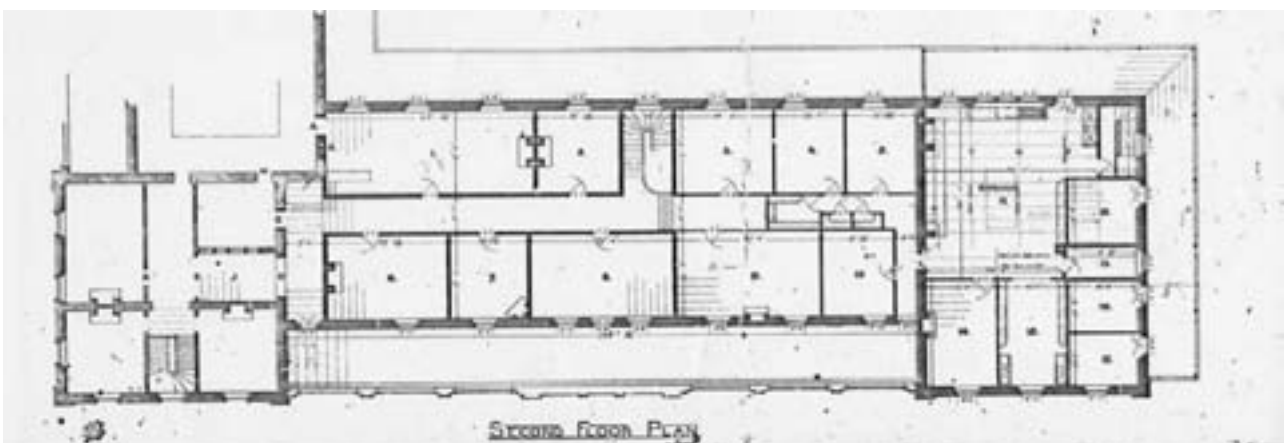


Figure 54: Second floor plan, 1889. The kitchen and servants' rooms can be seen at the right with a wall across the corridor separating servants' rooms from Members' accommodation.

2.6.2 Construction

In January 1889 the Executive Council granted approval for construction of the Alice Street wing and in the following April local builder Edward Vallely's tender of £37,133 was accepted. Like the George Street wing, the new wing was to be constructed of Woogaroo sandstone, but this time the stone was obtained from Smith & Rees's quarry. This stone was coarser and of less consistent quality than that used on the earlier wing, which had come from Joshua Jeays's quarry. In August 1889 a stonemason, Patrick Nugent, was appointed to ensure the quality of the stone delivered to the site and samples were sent for testing by government analysts in Brisbane, Sydney and Melbourne. The men gave contradictory opinions on the stone, with A.C. Gregory, Queensland's Geological Surveyor, reporting that some of the samples were 'weak' and unsuited for 'buildings of importance'.²¹

Construction proceeded despite 'considerable difficulty' in obtaining satisfactory stone and ongoing public debate over the quality of the stone being used.²² Later investigations showed that on-site inspectors failed to reject defective stone and faulty workmanship. In his report for 1889 Colonial Architect George Connolly stated that good progress was being made on the building despite heavy rain and floods which had interfered with the workings of the Woogaroo quarry. In March 1891, as the new wing was approaching completion, tenders were called for additions to the back verandahs of the earlier wing so that they would extend around the central tower to become continuous. In June 1891 the new wing was ready for occupation, having been furnished at a cost £1,570 (see chapter 4). Providing accommodation for parliamentary business as well as Members' facilities, it brought Parliament a new level of comfort.

Between the years 1864 and 1891, when Parliament House was built and extended, it cost a massive £98,523, most of this provided by loan funds. It is fortunate that the new wing was completed just before the colony entered another severe depression in late 1891, which was to limit spending on public works for years to come.

2.6.3 Description

The following description of the Alice Street wing as it was soon after construction is based on original specifications, drawings and contemporary descriptions.

The wing was to match the earlier wing. On the ground floor were committee rooms, offices and Ministers' bedrooms, together with bathrooms and lavatories at the end of the corridor next to the carriageway. Service rooms were provided on the other side of the carriageway. On the first floor were a Smoking Room (B01), a Bar (now the kitchen), a large Dining Room (B06) and a serving room, a visitors' room (B07/09), a



Figure 55: Addition to the back verandah, 1891, which linked the existing rear verandahs following demolition of the refreshment rooms. The drawing shows a timber structure with a cast iron balustrade and is signed by H.A. Still.



Figure 56: Drawing by Thomas Pye of wicker back settees for the Smoking Room



Figure 57: Drawing by Thomas Pye of the Dining Room clock casing

Ministers' Room and offices. On the second floor, at the south western end, were a kitchen, a pantry, a cooling room and servants' accommodation (now the Members' Billiard Room C03 and the Bernays Room C04); while at the other end, adjoining the Reporters' Gallery, were rooms for the use of the press and Hansard reporters. A cellar was provided at the south western end of the building.

The Bar included an office for the Providore and a long, curved bar—this is the so-called Lucinda bar which was moved to the Members' Lounge Bar (B01) during the renovations of 1981–82. A specification dated December 1890 for 'Bar fittings, Additions to Parliamentary Buildings', signed by contractor Vallely, describes the bar's construction in French polished cedar and yellowwood, incorporating 'hand embossed British plate glass'.²³ The Bar attracted some criticism when the building opened, as the *Brisbane Courier* of 23 June 1891 reported: '...exception has been taken that the bar arrangements too strongly resemble those of a public hotel rather than those of a private club.'

On the second floor, the floors at the south western end stepped up to allow for the higher ceilings of the Dining and Smoking rooms below, and a wall was placed across the corridor to separate the kitchen and servants' rooms from the



Figure 58: The Dining Room, now the Strangers' Dining Room, in 1912. Note that the room has both gas and electric light fittings, the gas fittings being fixed to the walls as well as the ceilings.

rest of the floor. In the north tower, the stairs to the Reporters' Gallery were removed along with the upper flight of the staff stairs. This allowed a landing to be built linking the two wings at the second floor and access to this floor was provided by new stairs located above the Alice Street lobby. Also linking the floors were Members' stairs near the centre of the wing and servants' stairs at the south western end. A goods lift connected the kitchen with the serving room below.

Materials

As for the George Street wing, the walls were of stone and brick, the interior walls being finished with plaster and Kalsomine. The floors were of timber, except for those of the cellar, arcades, vestibules, closets, serving room, kitchen and cooling room, which were of concrete; as was the arch over the carriageway. The roof was of galvanised iron.

The columns and balustrade on the back verandah were of cast iron, unlike the earlier back verandahs which had timber posts. All external door and window frames were of beech while internal joinery was of cedar. Internal doors were to match those in the earlier wing, with flush beads on the edges and generally with bolection moulds.

Finishes

The ground and first floors were fitted out with taller skirtings and larger ceiling roses than those used on the second floor.

All doors were to be hung on brass hinges with steel pivots and were to have 'massive brass or light bronze handles'. Window sash fasteners were of brass with ebony knobs. Swing doors were to have Whitehouse's patent spring hinges and brass handles.

The interior cedar joinery was to be varnished except for the entrance doors and French doors which were to be grained, probably matching the earlier wing. Minton tiles were specified for the arcade ground floor, vestibules, bathrooms, serving room and kitchen.

The Dining and Smoking rooms were more ornate than other rooms, having coffered ceilings and walls ornamented with pilasters and panelled and grained dados.

2.6.4 Rebuilding the arcade

The stone on the Alice Street arcade failed the test of time. By June 1891, when the wing was occupied, the stone was already showing signs of deterioration, a situation for which Colonial Architect George Connolly was held responsible and contributing to his dismissal in August 1891.²⁴ The deterioration of the stone was so rapid that by December 1892 extensive repairs were needed to the arcade. On 7 August 1897 a



Figure 59: Drawing by Thomas Pye of a screen and furniture for the Clerk of the Legislative Assembly's Office

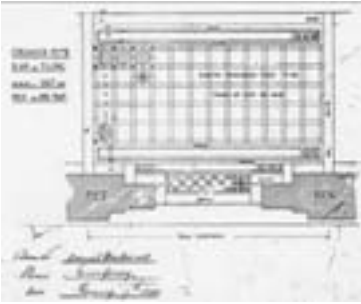


Figure 60: Plan of the Minton tiling on the Alice Street arcade ground floor, showing slate tile borders added to the recycled tiles in the rebuilding

Department of Public Works Inspector, W.T. Jack, was almost killed while inspecting damaged stonework; in ascending the parapet some of the cornice gave way, throwing him to the ground 40 feet below. He reported that 'the entire work is loose and falling to pieces, endangering the lives of any one passing...' and called for urgent action.²⁵ Government Architect A.B. Brady directed that the entire arcade should be demolished immediately and that plans be prepared for rebuilding it as soon as possible.

The arcade was rebuilt using Murphy's Creek sandstone, as for the George Street arcades. In February 1898 local builder Daniel McDonald's tender of £5,487 was accepted for completing the work within nine months, but later this was extended by two months to compensate for wet weather. The work was overseen by an experienced inspector of works, James Valentine. In the rebuilding, the section of the arcade around the main entrance was given more prominence, with the three previous arches changed to a single arch flanked by columns and the pediment was enlarged. At the same time, sculptural decoration was added featuring local flora—a staghorn keystone and relief panels depicting eucalyptus leaves, gumnuts and convolvulus—as well as the new Queensland coat of arms, which had been granted in 1893. The designer of these ornaments is thought to have been Thomas Pye, then the Department of Public Works' Chief Draftsman, however the sculptor is unknown, being an unnamed employee of contractor MacDonald.




Figure 61: Elevation of 1889, showing the arcade as originally constructed



Figure 62: Elevation of 1897, showing the arcade as rebuilt

2.7 Alterations and repairs

Following the opening of the Alice Street wing, there were no major additions to Parliament House for almost a century. In succeeding decades, as the building was adapted to meet ever-changing needs, including accommodating more Members and staff, works were limited to alterations and basic maintenance.

The opening of the Alice Street wing enabled some new room allocations to be made. As surviving floor plans indicate, the arrangements made at this time were to remain fairly constant in later years, establishing a tradition almost as old as the building. The Speaker retained his original suite in the north tower (B16) but the Clerk of the Legislative Assembly moved from the ground floor of the earlier wing (A20) to a room in the new wing at first floor level (B13). The Premier and the Leader of the Opposition were allocated rooms nearby: the Premier's office and bedroom occupied two rooms on the courtyard side of the building (B10 and B10a) while the Leader of the Opposition occupied a room on the other side (B11).

The ground floor of the George Street wing remained substantially the same. The Legislative Assembly strongroom was extended into the adjacent room. This room was previously a post and telegraph office so, to permit the extension, the post office was moved to the small committee room opposite, where it remained until the 1980s. The nearby large committee room was allocated to the Opposition. At the main entrance, the former reception rooms on either side of the hall were allocated to the Librarian and Sergeant-at-Arms but by 1910 these had become writing rooms.

On the second floor of the newly-extended building, the press were moved from their original room near the east tower to a large room in the north tower (C20 now used by the Chief Hansard Reporter). The Hansard reporters were allocated two rooms in the middle of the Alice Street wing (C11 and C14).



Figure 63: Staghorn keystone over the main entrance of the Alice Street wing

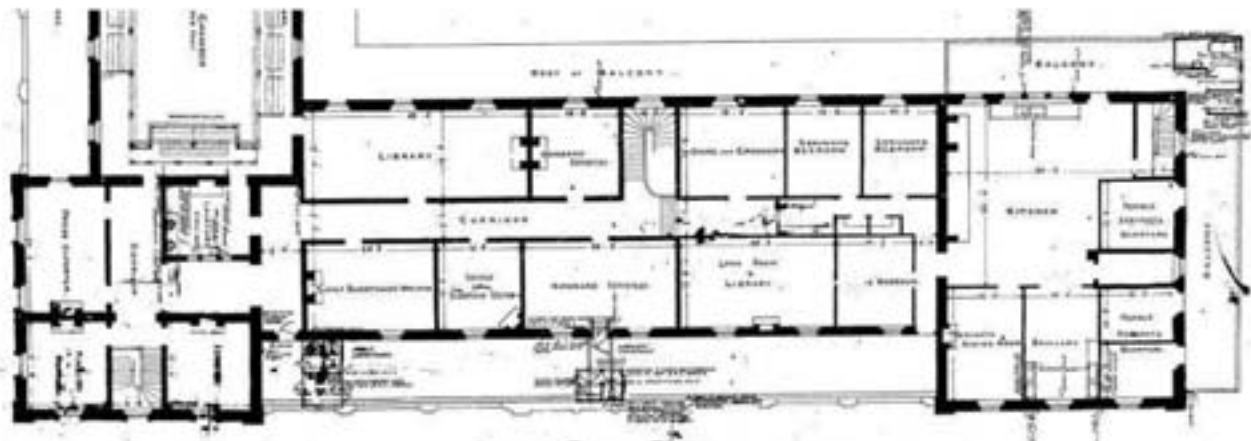


Figure 64: Alice Street wing second floor plan, drawn in 1910 but updated in 1929 to show toilets added to the arcade roof




Figure 65: Elevation of underpinning the east tower, 1904

The large room presently used by the press (C16) was a library, which it remained until 1974,²⁶ and the Librarian's office was the room (C09) next to the Hansard reporters.

2.7.1 Underpinning

The cracking of walls and ceilings in the George Street wing caused much concern over the years; like most buildings of its era, it lacked deep foundations. In November 1903 Thomas Pye, then the Southern District Architect of the Department of Public Works, reported fractures in the front walls and wrote, 'It appears to me that sooner or later the underpinning to rock will have to be attempted'.²⁷ Later excavations showed that the building was founded in soft alluvial clays and that hard shale bars underlay the areas where the worst fractures had occurred. In 1904 underpinning of the south eastern end of the building was undertaken by the Brisbane contractors Thomas Rees & Son at a cost of £1,321, an operation later described by one of the firm's partners as possibly its most difficult undertaking ever.²⁸ This was followed in 1912 by underpinning of the north tower and in 1969 by more extensive underpinning. The latter operation, undertaken by the Hornibrook Group and costing about \$200,000, involved sinking 125 reinforced concrete piles down to rock level and placing a series of concrete beams under the sandstone walls.

2.7.2 Installation of new services

Over the years Parliament House has benefited from the introduction of new technologies. Telephones were installed by 1891, heralding the era of modern communications. In 1918 the building was provided with a septic system and earth closets were converted to water closets. Though sewerage lines had been laid in inner Brisbane by 1925, it was not until four years later that Parliament House was connected to the system. At that time, the lavatories throughout the building were remodelled and for the first time women's facilities are shown on the plans. Women's toilets were added to the roof of the Alice Street arcade for the use of Hansard reporters and stairs were built leading up to the arcade from the Hansard room.

2.7.3 Royal visits

Parliament House has witnessed many royal visits throughout its history but three are of particular interest because they involved using the building for accommodation. The first of these was in May 1901 when the Duke and Duchess of Cornwall and York (later King George V and Queen Mary) visited Brisbane as part of the celebrations for the inauguration of the Commonwealth of Australia. The royals stayed at Government House next door so, to make room for them, the Governor's staff and children stayed at Parliament House.²⁹ At the request of the Governor, Lord Lamington, the Librarian's room off the main hall (now the Governor's Reception Room)



Figure 66: Underpinning Parliament House in 1969

and a series of other rooms were fitted out for the purpose.

A later royal visit made more extensive use of Parliament House, virtually taking over the building. For the visit of Edward the Prince of Wales (later King Edward VIII) in July 1920, not only staff were accommodated but also the Prince. Months before the visit, plans were made for housing the royal party, which was to include a surgeon, secretaries, aides-de-camp, equerries, orderlies, clerical staff and motormen, as well as a contingent of police and detectives. To prepare the many rooms involved, renovations were made and furniture was either purchased or hired. For the Prince's own suite—comprising a bedroom, sitting room and dining room—and other important rooms, local furniture-makers were invited to lend 'good serviceable articles of Queensland timber'.³⁰ In addition, five bathrooms were to be added for the visitors' convenience, but later the number was reduced to just one for the Prince's own use. The Prince slept in the Speaker's Office (B16) while another distinguished member of the party, a young Lord Mountbatten, then a Flag Lieutenant, occupied the Leader of the Opposition's room (B11).

When the Prince arrived at Parliament House on 27 July at the beginning of his Brisbane visit, enthusiastic crowds lined the streets to watch, among them some 1,000 official guests (including Members) who filled an enclosure opposite the building. Originally the guests were to have occupied a stand to be erected at a cost of £345 but later it was decided to borrow hundreds of chairs instead. Nevertheless, the Prince's stay at Parliament House cost about £1,000 in renovations alone. Before departing on 4 August, he left mementos of his visit: a 'loving cup' and possibly also a card table bearing his crest.

The arrangements for third royal visit were not so lavish. In December 1934 Prince Henry, the Duke of Gloucester, the Prince of Wales' younger brother, stayed at Parliament House along with his staff. The Prince occupied the Premier's suite at



Figure 68: Edward the Prince of Wales at about the time of his visit to Australia in 1920. After acceding to the throne in January 1936, he reigned for only 325 days before abdicating to marry a commoner.



Figure 67: The Prince of Wales' luggage leaving Parliament House in 1920



Figure 69: Legislative Council Chamber galleries in 1912

the Legislative Council end of the building (B27 and 29). He was later to return as Australia's Governor-General.

2.7.4 *The Legislative Chambers*

Various alterations were made to the Legislative Chambers during the twentieth century. In 1904 the Reporters' Gallery in the Assembly Chamber was extended sideways and additional seating was provided in the Ladies' and Speaker's galleries at the sides. The alteration incorporated a new tier of seating and brass guard rails on the windows, which raises doubts about whether the 1880s proposal proceeded at that time. By 1912 the windows on either side of the President's and Speaker's daises were converted into doors and later the painted glass in the Chamber doors was mostly replaced with embossed glass. In 1964–65 the seating in the Assembly Chamber was changed from its original layout to the current U-shaped layout, to accommodate increasing membership, and in 1973 air-conditioning was installed. In 1968 two chandeliers were added to the Council Chamber to commemorate a visit by Queen Elizabeth II.



Figure 71: Legislative Assembly Chamber, during the time of T. Dickson as Clerk of Parliament, 1934–54. The photograph shows the Reporters' Gallery extended sideways and the curved screen added earlier to improve acoustics. At the right of the dais is one of the anteroom doors with its distinctive painted glass (now missing).



Figure 70: Chandelier added to the Legislative Council Chamber in 1968

2.7.5 *Abolition of the Legislative Council*

From 1915, Queensland was ruled by Labor administrations whose reform initiatives were frequently blocked by the Legislative Council. In 1915, soon after assuming office, the Ryan Government made the first of several attempts to abolish the Council but all proved unsuccessful. This was finally achieved in 1922 by Premier E.G. ('Red Ted') Theodore, who increased the Council's membership with Labor nominees so it would vote itself out of existence. Hence Queensland became

the only Australian state, and one of the few places in the world, to have a unicameral parliament. The Council's demise not only removed an obstruction to government but also freed up a large portion of the building for other uses. The Council Chamber remained largely intact but the President's rooms were soon appropriated for Ministers.

2.7.6 Women make inroads

Women's attendance at Parliament increased during the heated debates that preceded the passing of legislation to enfranchise women in 1905. This followed a long campaign dating back to the 1890s with local suffragists intensifying their efforts once other Australian states began extending the franchise (Queensland was the second last state to do so). Hence it is not surprising that more seating was added to the Ladies' Gallery in 1904 and again in 1908–09.

Despite gaining the vote, women could not stand for election to the Queensland Parliament until 1915, achieving a milestone in 1929 when Irene Longman became the first female Member. She served for one term, until 1932, as the Country-National Party member for Bulimba. Though an advocate for women's rights, Mrs Longman was too ladylike to assert her own rights around Parliament; excluded from the Dining Room, she had to eat her meals on the verandah! Nor was there any lavatory for female Members even though at this time the lavatories throughout the building were remodelled for sewerage installation.

Such injustices prevailed until the next female Member arrived many years later. In 1966–74 Vi Jordan served three terms as the Labor Member for Ipswich West and proved herself a more formidable campaigner for women's rights. She later recalled, 'When I went into Parliament...they treated me as if I were a porcupine'.³¹ During her time, she succeeded in gaining a lavatory for female Members and managed to get into the Dining Room, though she was less welcome in the Bar and Smoking Room.

2.7.7 'The Pineapple Rebellion'

Parliament House experienced perhaps its most dramatic moment on 4 August 1939 when a group of thirty-five men, all members of the League of Social Justice and carrying batons and barbed wire, forced their way into the building. Entering through various doors, they raided a Labor Party Caucus meeting being held in the old Legislative Council Chamber. They intended to use the barbed wire to set up a barricade. The men were arrested and charged with unlawful assembly, but were eventually acquitted. Presumably following this incident security was tightened.

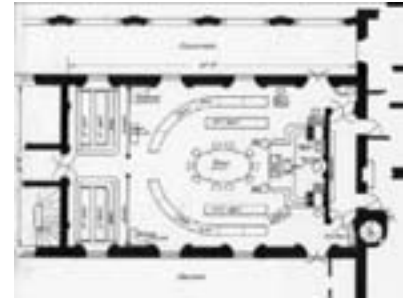


Figure 72: Plan of the Legislative Council Chamber in 1923. This was prepared at the time for converting the Chamber into a library, however this did not proceed.



Figure 73: Irene Longman, the first female Member of the Queensland Parliament

2.7.8 War at the doorstep

The outbreak of World War II had impact on Parliament House. As a precaution against air raids, the door and window of the Legislative Assembly strongroom were bricked up to protect the contents, other windows were taped and two rooms were converted into emergency shelters. In addition, the stained glass windows surrounding the grand staircase were removed, along with the doors to the Legislative Chambers, and put into safe storage. The building had another association with the war, being used for a meeting of the Australian War Cabinet.



Figure 76: Australian War Cabinet meeting in the former Legislative Council Chamber in 1940



Figure 74: Plan showing proposed locations of parquetry at first floor level



Figure 75: Plan showing proposed locations of parquetry at ground floor level

2.7.9 Other alterations

In 1934 parquetry was laid throughout the building's corridors and lobbies at ground floor level and to the corridors and some rooms at first floor level were redecorated.



Figure 77: The Smoking Room in 1950 with its new parquetry floor

Major changes were made to the back verandahs. In 1958 the timber floor of the George Street wing verandah was replaced by reinforced concrete, to be followed in 1961 by similar replacement of the Alice Street verandah. During these alterations, many of the verandah posts were replaced by concrete and the original cast iron balustrade was replaced by the steel balustrade that survives today.

In 1960 the grand staircase was reinforced with steel and the original coverings were replaced by linoleum with rubber nosings. In 1961 a passenger lift was installed in the north tower.

In the 1960s a 'house rule' was introduced that all original cedar previously grained should be stripped and varnished.



Figure 79: The back verandahs of reinforced concrete in 1979



Figure 78: The back verandahs in 1950, showing the original cast iron balustrade and timber enclosure behind the grand staircase

2.7.10 The stonework

Already by 1917 the building's stonework was suffering the effects of weathering and pollution. An inspection of that year identified, among other problems, cracked cornices and pinnacles as well as fretted stone. Some of the work undertaken to repair such problems was less than satisfactory, as noted by members of the United Operative Stonemasons' Society of Queensland when they visited Parliament House in October 1952. They reported that '...instead of fretted stones being replaced, they are only being plastered over.'³² The masons' complaint went unheeded because as late as the 1960s the stonework was still being patched with coloured plaster. It was at this time that the stone pinnacles were removed from the parapets. By then, some of the pinnacles had fallen from the building, posing a threat to public safety.



Figure 80: Removing pinnacles from the parapet above the Legislative Assembly Chamber, 1966. Some pinnacles can now be seen along the western edge of the Speaker's Green.



Figure 81: View of the front gardens in 1912, showing fenced garden beds with mixed shrub plantings

2.7.11 The grounds

During the early twentieth century the Parliament House grounds were improved. Drains were laid and advice was sought from J.F. Bailey, the Curator of the Botanic Gardens, with rearranging plantings. Between the years 1913 and 1915 the George and Alice Street frontages were planted with palm trees and the footpaths were gravelled. Also at this time a miniature rifle range was constructed on western side of the stables, providing recreation for Members. In 1934 the roadways around Parliament House were reconditioned for the visit of the Governor-General, the Duke of Gloucester. Further improvements were made to the grounds in 1946 and 1953, the latter in preparation for the visit of Queen Elizabeth II the following year, the first visit to Australia by a reigning British monarch. The improvements of 1953 included drainage works and adding stone and timber kerbing to garden beds. By this time the courtyard was being used for public functions.



Figure 83: Garden party in the courtyard in October 1946 following the swearing in of the Governor Sir John Lavarack

2.7.12 Future renovations

By the late 1960s Parliament House had become so overcrowded and dilapidated that extensive renovations were needed. In recent years maintenance had been piecemeal and termites and water damage had left their mark. Offices were so crowded that as many as six backbenchers were sharing one room while the Parliamentary Library was storing some of its treasures in the old stables. In order to relieve the inadequate conditions, a modern annexe was planned and this was to accommodate Parliament while renovations were under way.



Figure 82: The rear of the building in 1957, showing a toilet block added behind the east tower

2.8 Parliamentary Annexe

In November 1968 Max Hodges, the Works and Housing Minister in the new Bjelke-Petersen Government, presented Parliament with a proposal for a modern, high-rise annexe to be erected behind Parliament House. Like the renovations of the old building, it was to be part of an ambitious scheme to develop George Street as one of Australia's largest government precincts, to include a new Executive Building and eventually a Works Centre. Just as the earlier parliamentary buildings had symbolised the confidence of previous governments in the future of Queensland, so the annexe was to express the confidence of the new government in the rapidly developing state. Queensland at the time was buoyed by mineral wealth and expanding tourism. As Premier Joh Bjelke-Petersen later explained:

'In constructing this annexe, we have re-affirmed that confidence and with good reason. Queensland is the fastest-growing state in Australia, in wealth, population and quality of life. This modern Annexe reflects the promise of Queensland now and in the future.'³³

In 1972 State Cabinet approved Department of Works' sketch plans for the Parliamentary Annexe, as the new building was known. It was to be a reinforced concrete structure intended to complement the main building, its precast concrete cladding blending with the old sandstone. The two buildings were to be linked by open walkways, so completing Tiffin's originally proposed quadrangle. The Annexe was to include live-in accommodation for country Members and Ministers, individual office facilities for all Members, a considerably upgraded Library facility, new dining and function rooms, and a temporary Legislative Assembly Chamber to be used while the old building was being renovated.

Soon after Cabinet approval, demolition of the old outbuildings and site preparation began. In 1975 the tender of D.C. Watkins



Figure 84: Temporary Legislative Assembly Chamber in the Parliamentary Annexe, with its red cedar furnishings and surrounding galleries. The Chamber has now been converted to a conference room.



Figure 85: Queensland coat of arms formerly in the temporary Legislative Assembly Chamber and now in room A37

Ltd was accepted, with construction commencing in November. The building was documented and supervised by the Department of Works with the Brisbane architects Peddle, Thorpe and Harvey engaged later as interior consultants. Construction supervision and contract administration were undertaken on a project management basis, allowing construction to proceed with minimum delays.

Upon its completion in March 1979, the Annexe consisted of two basements, a four-storey podium complex, surmounted by an eighteen-storey tower block. Although estimates vary, the final cost of the building was approximately \$20 million. As Russell Cope, a former NSW Parliamentary Librarian, later wrote, the Annexe was 'notable for setting the standard of its time among state parliamentary buildings. Its design was much studied by visiting members from other parliaments in Australia'.³⁴ It remains Australia's only residential block for parliamentarians and continues to provide for ever-growing parliamentary needs.



Figure 87: Parliamentary Annexe under construction

2.9 Renovations of 1981–82

In 1979 State Cabinet approved a multi-million dollar restoration project for Parliament House. The project also aimed to 'push the building into the late twentieth century' by discretely incorporating a range of modern services needed for its efficient functioning. This, the most ambitious restoration project yet undertaken in Queensland, took years of planning.

The work, eventually costing about \$17 million, was undertaken over three years. The Department of Works, acting as the building authority, undertook the construction management while the Brisbane firm of architects Conrad & Gargett was engaged as the Department's consultant for the project. The services were installed by specialised contractors



Figure 86: Parliamentary Library

but the major portion of the restoration work was carried out by skilled departmental tradesmen and craftsmen, including stonemasons, solid plasterers and joiners. This work involved the revival of traditional skills not generally used in construction methods of the time.

The first stage of the project, undertaken in early 1980, was to eradicate the West Indian termite from the building, requiring it to be enveloped in plastic sheeting and fumigated. Also that year, the original zinc and galvanised iron roofing, which by then had corroded, was replaced by sheet copper, chosen not only for its durability but also its appearance. At the same time defective roof timbers were replaced. In 1979, before work within the building commenced, the interiors were carefully documented in hundreds of photographs, which now form an invaluable guide to how the building was altered during the renovations. In addition, to determine what the building was like originally, historical research and site investigation was undertaken by the local heritage architects Bruce Buchanan & Associates.



Figure 89: Parliament House being fumigated in 1980 to rid the building of the West Indian termite. About 16 km of reinforced plastic sheeting was used to stop poisonous gas escaping in the process.



Figure 88: Installing the new roof sheeting

The renovations, undertaken in 1981–82, involved introducing a range of modern services throughout the building: closed-circuit television, security services, fire protection services and air-conditioning. In order to provide these services unobtrusively, extensive building works were required. These included the lowering of ceilings and the raising of part of the Legislative Chamber galleries to allow service ducts to be inserted. In addition, plant was installed in the roof space and introduced cabling was concealed by modifying the cedar skirtings throughout the building. The renovations also upgraded the building's circulation. Two new passenger lifts were installed in the east and west towers while an existing lift



Figure 90: The carriageway in 1979 with its original road surface



Figure 91: Plans showing the proposed locations of dropped ceilings at second floor (top), first floor (middle) and ground floor levels and ceilings removed for lift shafts

in the north tower was relocated, which in turn required the staff staircase to be moved back to its original location. In addition, toilet facilities throughout the building were updated. As Ian Miller wrote in the *Courier-Mail* of 13 October 1982, 'Even the lavs are lavish, with golden taps, marble-topped sinks and cedar-panelled cubicles.'

Most change occurred at the south western end of the Alice Street wing where the kitchen and servants' areas were remodelled. On the top floor, a new Members' Billiard Room was constructed in place of the old servants' dining room and the original furniture from the old Smoking Room was moved to this room. The kitchen was converted into the Past Members' Room which is now the Bernays Room. The original Smoking Room on the first floor became the Members' Lounge Bar and the curved bar and office were dismantled and re-erected in the new space. The old Bar at this level was converted into a modern kitchen while the visitors' room (now the Premier's reception rooms) was subdivided. On the ground floor, the carriage way was enclosed and the corridor was extended as far as the carriage way. The cellar was altered to become a bar.

The entire building was refurbished using a combination of original, reproduction and modern fittings. Old colour schemes were analysed and new interior schemes were devised; these were generally based on surviving evidence but in some cases they were more elaborate. A dado of the Greek key pattern was added throughout the corridors. Paint was removed from old cedar joinery and the joinery was varnished. For the Bernays Room and the new Billiard Room, reproduction wallpaper was imported. Light fittings were specially designed to replicate the original electroliers as far as possible; however, to meet modern codes, the new fittings had to provide higher levels of illumination which partly explains why they are so large. Some reproduction and second-hand fittings were also purchased. All the hardware was overhauled and new locks were installed



Figure 92: The old kitchen, now the Bernays Room, with its tessellated floor

above the existing locks to make the building more secure. In addition, as part of the renovations, the architects Conrad & Gargett refurbished the entire building (see chapter 4) and added reproduction curtains and blinds.

Plasterwork throughout the building was refurbished to recapture its original detail. Damaged sections were repaired and new openings such as archways were suitably ornamented. The plasterers' work involved forming wet-run cornices and matching ceiling roses in cast plaster. The most complex work was in the Legislative Chambers where lattice-work plaster cornices were carefully remade and gold leaf embellishment added to the coffered ceilings. In addition, in the Council Chamber two Waterford crystal chandeliers were added. In the Assembly Chamber modern lights were introduced along with new yellowwood benches equipped with modern communications. The Chamber floors were strengthened.

Floors throughout the building were also refurbished. Carpet was laid through most of the building and for this purpose carpet featuring the Maltese cross was specially designed. Before the carpet was laid plywood substrate was installed over most of the floors. Other floor treatments included:

- installing new tiles on arcade and verandah floors;
- replacing the parquetry on the grand staircase at ground and first floor levels;
- installing new parquetry in areas where it was previously absent, including in the committee rooms in the George Street wing and in all the ground floor rooms facing the Alice street arcade; and
- replacing timber flooring in all toilets with compressed AC and mosaic tiles.



Figure 93: The curved bar being dismantled for relocation



Figure 94: The old staff dining room, now the Billiard Room, where solid plaster was replaced with sheeting on steel battens to allow the introduction of services



Figure 95: Restoration of the Legislative Chambers required scaffolding to be erected from floor to ceiling

During the restoration project the back verandahs were returned more to their original appearance. The timberwork was reconstructed but the proportions were modified. On the George Street facade of the building the porte-cochere was at last added. This was built of light grey Helidon sandstone and followed Charles Tiffin's original design, although it was slightly enlarged to allow for the passage of cars. To complete the work, the front driveway was paved in granite sets, new gardens were laid out and guard houses were added.

The entire restoration project was completed in September 1982. As architectural critic James Stewart wrote in the *Courier-Mail* of 4 March 1982, 'The Sunshine State can be proud of this enterprise'.



Figure 96: The O'Donovan Library with its reproduction lights, curtains and carpet featuring the Maltese cross

2.10 Recent alterations and repairs

Since the 1980s renovations, a range of building works have been undertaken at Parliament House. The largest of these is the stonework restoration project, which will progressively replace defective stone on the outer walls of the main building. This followed a report on the stonework undertaken in 1992 by Ballard & Roessler Pty Ltd in association with Q-Build Project Services. Due to the extensive work involved and the limited access to the building, the report favoured a fifteen-year staged plan to cost \$12 million. The first stage of the project began in 1993–94. The work, undertaken by the Q-Build stonemasons using sandstone from Stanwell, near Rockhampton, will be completed over several years. It will be the longest-running project ever undertaken by the State Works Department.

Another major conservation project was undertaken in 1993–94 to provide subsoil drainage around the perimeter of the building. Over the years there were many problems with dampness in the ground floor due to poor drainage, these being exacerbated by the 1980s renovations during which early drains were altered or terminated to allow for upgrading of services and landscaping. The problems were finally addressed with an innovative system which combines surface and subsoil drains with improved underfloor ventilation.

Other alterations and repairs of recent years have included:

- upgrading the Legislative Assembly Chamber galleries and some verandahs to meet current safety standards ;
- providing equitable access to the building for the disabled;
- installing automatic glass doors to entries and corridors for security and environmental control; and
- termite rectification work to the O'Donovan Library.

In addition, the Parliamentary Annexe has been refurbished and the building services have been adapted to become more environmentally sustainable. The above works have not only promoted the conservation of the parliamentary buildings but also enhanced their ability to meet today's needs.

Changes have also been made to the Parliament House environs. In 1989 the historic link between the building and the Botanic Gardens was acknowledged by the addition of the parliamentary forecourt, which turned the end of George Street into a paved pedestrian mall, with a Maltese cross as its centrepiece. Within the grounds, various art works have been added, notably a series of planter urns by the Brisbane sculptor Rob Hinwood. The urns, made of terracotta on Helidon sandstone plinths, are ornamented with swags of Cooktown orchids, Queensland's floral emblem. Another addition was made after World Expo '88 when one of the event's popular 'human factor' figures was added to the Speaker's Green.



Figure 97: John McDonough, former Parliament House Property Services Manager, and Michael Hickey, Director of Corporate and House Services, inspecting the stonework

CHAPTER 3: PARLIAMENT HOUSE TODAY



Figure 98: Parliament House from the north, showing Charles Tiffin's George Street wing of 1865–68 with arcades added in 1878–79. The porte-cochere, guard house and granite set paving were added in the 1980s.

3.1 The site

The parliamentary complex comprises the nineteenth-century building on George and Alice Streets, early fences and the 1970s Parliamentary Annexe on the south western portion of the site.

The end of George Street forms the parliamentary forecourt, which addresses the building and provides a formal link with the Botanic Gardens. The original Government House driveway has been realigned.

Parliament House forms a landmark at the south-eastern end of the George Street Government Precinct, extending from Old Government House to the Supreme Court. The importance of Parliament House within the precinct is acknowledged by the open space in front of the Works Centre, which affords unobstructed views of the building and a visual link with the Executive Building.



Figure 99: The parliamentary forecourt viewed from the roof of Parliament House

Parliament House complements other nineteenth-century buildings in the vicinity, including the Queensland Club, the Mansions, Harris Terrace and Old Government House; the latter superseded as the vice-regal residence in 1910. The nineteenth-century precinct has been depleted by the demolition of the Bellevue Hotel.

Important views of Parliament House survive from George, William and Alice Streets and from the Botanic Gardens. More distant views from the river have been blocked by mature trees in the Gardens and by urban development. The most important distant views are from the river on the south western side.

3.2 Nineteenth-century building exterior

The nineteenth-century building retains its original external form; notable differences being the loss of the pinnacles, the replacement of the rear verandahs, the new copper roof sheeting, the addition of the porte-cochere and the enclosure of the carriageway. All the arcades and balconies have new flooring except the ground floor of the Alice Street arcade, which retains its tessellated floor.

The sandstone of the exterior walls has been extensively repaired however the slight colour variations of the different periods of construction can still be discerned, including the mauve tints of the original stone of the George Street wing as opposed to the sandier tints of the 1870s arcades.

Most exterior door and window openings survive, though some have been blocked to conceal new lift shafts within the building. The ground floor staff entrance in the east tower facing QUT has been converted into a window.



Figure 101: View from George Street with the Mansions in the foreground



Figure 102: View from the back of the Executive Building with the back of the Mansions at left, the Works Centre at right and Parliament House in the background



Figure 100: View of the main entrance from the Botanic Gardens



Figure 103: View of the south western end of the Alice Street wing showing its relationship to the Annexe on the right



Figure 104: View towards the north tower. The new copper roof is sympathetic in scale to the original roof and cresting has been repaired. The 1895 fleches over the Assembly Chamber survive reclad.



Figure 105: Some of the pinnacles removed in 1969 have been salvaged and stand in the Speaker's Green



Figure 106: The circular reporters' stairs to the Legislative Council Chamber and the abutment wall to the rear verandah. The abutment would have formed the back wall of the south eastern wing.

The proportions of the timberwork on the rear verandahs differ from the original to allow services to be incorporated into the floors. Most of the posts at ground and first floor levels have been replaced by concrete, however the original cast iron posts survive on the second floor verandah of the Alice Street wing and partly on the first floor level at the south western end. The balustrades are wrought steel dating from the 1960s.

The stonework on the east tower bears evidence of the south eastern wing planned by Tiffin; the stone on the back wall is of lesser quality because it would have become internal once the wing was built.



Figure 107: String course on the east tower prepared for adding the south eastern wing, which never eventuated

The exterior form of the Alice Street wing survives intact, except for the enclosed carriageway and back verandahs. The pale colour of the stonework on the ground level of the arcade results from over-cleaning in the 1980s.



Figure 108: Alice Street wing with its arcade rebuilt in 1898

3.3 The roof

Some roof sheeting survives in the attic, together with portions of stonework which have not been repointed since 1889. The corrugated roofing is a different profile to the early samples.



Figure 109: Portion of the attic wall showing the stone facing of the George Street wing with the mark of the flashing of the rear section of mansard roof which was demolished for the Alice Street wing

The roof is heavily framed in pine, most of which remains intact, including carpenters' marks on some members. Original steel cross ties survive in the Alice Street wing. Here the rafters are stained dark either with smoke or an applied treatment. Parts of the roof have been more recently strengthened with steel.

In the George Street wing, king post trusses support common rafters while in the Alice Street wing queen post trusses are used. These in turn support the boarding under the roof sheeting.



Figure 110: Ridge in the George Street wing. The gaps between the original boarding (the darker timber), which have now been filled, may relate to the laying of the original zinc roofing.



Figure 111: Early roofing survives in the attic at the back of the George Street wing where the Alice Street wing was added. It is not known why this is a different profile to the original samples.



Figure 112: Carpenters' marks on the roof framing



Figure 113: Curved pine rafters form the shape of the mansard roof over the main entrance. This was repaired in the 1980s renovations.



Figure 114: Remains of louvred shutters and the valance for a canvas blind on a window in the east tower. The valance appears to have been retrofitted and has a lead flashing at the top.



Figure 115: Marks of pulleys survive in the head of this blind in the George Street arcades. The parting beads in the jambs can also be seen. The valance is probably a later addition.



Figure 116: Glass doors added to a new entrance to the Alice Street wing (at left) leading from the Annexe. The modification of the verandah ceiling for ductwork is also visible.



Figure 117: Ramp at the public entrance to the George Street wing

The boarding supporting the roof sheeting in the Alice Street wing is different from that in the George Street wing, resulting from its more conventional rib and pan galvanised steel roof.

3.4 Doors, windows and external shutters

The windows on the George Street wing incorporate external fixed heads for louvred shutters as well as timber valances for canvas blinds.

The louvres date from ca.1867 and fill the half round heads of windows and fanlights, including windows to the arcade and first floor Library. The frames for the blinds on the arcades suggest that two vertically sliding louvred shutters were fitted to each window in these locations, rather than canvas blinds.

Photographs suggest that the windows on the north and east towers at ground and first floor levels were fitted with canvas blinds from the beginning. The timber valances for canvas blinds on the north tower are reproductions but those on the east tower are early. Unfortunately, the inscribed decoration on the valances has mostly been removed by sanding.

Some of the retrofitted valances may date from 1889 when a specification required a pattern of valance similar to the original to be installed. Another pattern of valance (with holes in the brackets) has been installed in the arcades. These may not be original as no blinds were shown on these windows in early photographs.

Generally, door and window openings remain much as they were originally, however some windows in the Alice Street wing have been converted into French doors to provide access to the back verandah. In particular, a doorway at the south west end of the wing now serves as the main entrance from the walkway leading to the Annexe.

A new ramp with a glass balustrade has been added to the George Street arcade at ground floor level, to provide equitable access to the public entrance opposite the stair to the Assembly Chamber gallery. This is reasonably unobtrusive and reversible. Glass security doors added to the main entrance are more obtrusive but are also reversible and allow the original doors to be left open.

Automatic glass doors have also been installed on the rear verandahs allowing the doors into the building to remain open during the day, protecting them from abrasion and providing an air seal. The balustrade on the Alice Street arcade at first floor level has been made safe by adding a taller glass balustrade inside the original stonework.

3.5 The courtyard



Figure 118: View from the Annexe with the Speaker's Green in the foreground. There are no parapets on the back walls consistent with the plainer character of the courtyard elevations.

The courtyard between the nineteenth-century building and the Annexe provides an important breathing space for the buildings and is used for outdoor events. It reflects Tiffin's original design for a courtyard surrounded by four wings.

3.6 Nineteenth-century building interior

The interior of the nineteenth-century building is remarkably intact given the modifications required over the years. The most intrusive modifications are the lifts and the services, even though these have been installed thoughtfully.

Many rooms are not only quite intact but also retain their original uses. The most notable examples are:

- the Legislative Assembly Chamber,
- the Speaker's rooms,
- the Clerk's Office,
- the Premier's Office,
- the Ministers' Room next to the Premier's Office,
- the Dining Room,
- the Smoking Room, now the Members' Lounge Bar,
- the Libraries on first and second floor levels,
- some Committee rooms at ground floor level,
- the main entrance hall,
- the Governor's Reception Room at ground floor level,
- the Alice Street entrance, and
- the strongrooms.

Other significant rooms that are particularly intact include the Legislative Council Chamber and the former President's rooms now used by the Deputy Premier. Some of these rooms retain their original furniture, which adds to their significance (see the survey forms in volume 2, appendix 9).



Figure 119: A section of original balustrade survives on the Alice Street verandah at first floor level, reused as a safety barrier for the window over the stairs



Figure 120: Manufacturer's mark 'J.W. Sutton & Co. Engineers Brisbane' on the bases of verandah posts at second floor level on the Alice Street wing

3.7 Legislative Assembly Chamber (B19)



Figure 121: Location of the Legislative Assembly Chamber at first floor level



Figure 124: View from the Speaker's dais through the entrance doors. The Members' benches are new. The clock is thought to date from the 1930s.



Figure 122: The galley for the press over the Speaker's Chair was extended forwards in 1868 and sideways in 1904



Figure 123: Doors from the Assembly Chamber to the main hall

The Assembly Chamber retains its original use. It is a double-height space with the dais framed by pairs of Corinthian columns which support the Reporters' Gallery (C19) above.

The walls are of panelled plasterwork and painted cedar, incorporating pilasters linked by a frieze in the Greek key pattern, echoing the stone string course on the building's facades. The walls are curved to the underside of the galleries, pierced by vaulted window reveals. The galleries have their original curved cast iron balustrade, though at one end additional rails have been added for safety.

The plasterwork on the coffered ceiling and at the edge of the galleries where services have been incorporated is likely to include much reproduction work from the 1980s. Most of the papier-mâché coved cornice is believed to have been replaced in plaster.

The furniture is new except for the Speaker's Chair and desk, the carved armchairs on the dais, and the cameo back chairs used at the large table. Originally the Chamber did not have a coat of arms but, following the abolition of the Legislative Council in 1922, the royal coat of arms was brought from the other Chamber and remained until the 1940s. The Queensland coat of arms was added in the 1980s renovations.

The double hung windows have always been painted but some have now been blocked off from outside (in a reversible way) to facilitate the televising of Parliament.

The French doors in the external walls on either side of the dais, which were added by 1912, are grained with diagonal push bars. The doors into the Chamber from the main hall are varnished cedar with decorative glass in both the doors and the

fanlight above. The original glass was broken in the 1920s and the doors removed. They were reinstated in the 1930s but again removed for safety during World War II. At least some of the decorative glass appears to be reproduction, though the glass in the fanlights may be original.

While the Chamber floor is tiered, it is not the original arrangement and little of the original structure may survive. The carpet and light fittings are new. The screen that once stood at the rear of the Chamber no longer survives.

The tonal balance of the finishes is generally in accordance with early photographs, however the modern paint colours are less subtle than those of the original matt distemper paint.

The anteroom has been modified by a narrow V-jointed timber lining fitted on the south eastern wall. The doors into the Chamber from the anteroom appear to be early as the springs are inscribed 'W. & B. Brookes', but the etched glass is new. The doors to the corridors behind are not original.

At the gallery level, the Reporters' Gallery has been modified and the original rails dividing the galleries have been removed. The raised platforms and their balustrades in the side galleries were rebuilt in the 1980s to conceal service ducts.

The panelled doors leading from the gallery to the press room (C16) were added in 1889 to match similar doors to the circular reporters' stairs, which have been removed.

The stairs to the gallery survive intact but on the top flight have an unusual balustrade, supported on just two cast iron balusters. The stairs are early and this balustrade appears in photographs predating the 1980s renovations.



Figure 126: Doors to the Ministers' Room (B14) from the Assembly Chamber, added in 1889 viewed from B14



Figure 125: Legislative Assembly Chamber galleries with raised platforms and new railing behind the original balustrade. The light fittings are new.



Figure 127: Stairs to the Legislative Council Chamber gallery are similar to those in the Assembly Chamber



Figure 128: Location of the Legislative Council Chamber at first floor level



Figure 129: Council Chamber showing the circular panels under the galleries



Figure 130: Anteroom doors, which have new etched glass and louvred panels

3.8 Legislative Council Chamber (B24)

The Legislative Council Chamber was designed to be almost identical to the Assembly Chamber and remains more intact, having not been used for sittings since 1922. In 1962 the then Speaker Sir David Nicholson involved the Chamber once more in ceremonial openings of Parliament and the practice has continued. The Chamber is also used for meetings of the Parliamentary Estimates Committee and for special events.



Figure 131: The dais in the Legislative Council Chamber with the Reporters' Gallery above

The Council Chamber has always been more elaborately decorated than the Assembly Chamber. The obvious differences today are the royal coat of arms over the President's Chair, the round, as opposed to square, plaster panels on the undersides of the galleries, and the extent of the original furniture. This includes the President's Chair and desk, the large oval table, writing desks, bookcases and bench seats. The large cedar bookcase in the anteroom probably dates from ca.1900.

The Reporters' Gallery (C24) remains without extensions to the side or alterations to the balustrade.

Although new services have been incorporated into the Chamber, modifications are less obtrusive than those in the Assembly Chamber and windows have not been blocked off.

As for the Assembly Chamber, the tiered seating and screen at the back have been removed and French doors have been added to external walls on either side of the dais. The etched glass in these doors is new while the painted glass in the entrance doors has a similar history to that of the Council Chamber doors.

In the roof space above the Chamber, part of a galvanised steel fitting survives, which may be the remains of one of the original gas 'sunlights'. The present chandeliers, supported on pulleys, were added in the 1980s.

3.9 The Libraries (B23 and C22)

The Libraries on the first and second floors of the George Street wing have remained in use and retain much of their original fittings and furnishings.

Doors from the Members' writing rooms on either side of the first floor Library (B23) have been blocked off, possibly in 1913 when the shelving was extended sideways. The shelving was also extended upwards and the joint can still be seen on close inspection. Some shelving was replaced in the 1980s when a doorway to one of the writing rooms (B25) was closed off.

Timber panels in the first floor Library doors have been replaced by glass.

The Library on the second floor (C22) houses the O'Donovan Collection in its original fitted shelves. These are of cedar faced with yellowwood and are ornamented with columns with encircling scrolls, similar to those in the library below.

The ceiling of the first floor Library is coffered, whereas that of the second floor is plain and lacks the mouldings shown in early photographs. These mouldings may have been cover strips for squares of cast plaster. There are two types of roses in each room depicting various forms of acanthus leaves.



Figure 133: Possibly the remains of a 'sunlight' fixing in the roof space above the Council Chamber photographed from above



Figure 134: Location of the first floor Library, the second floor Library is immediately above



Figure 132: The first floor Library, now known as the Members' Lounge. The libraries contain many significant furnishings and fittings.



Figure 135: Doorway into the second floor Library

The French doors in the first floor Library have a grained finish which appears to be early. Similar doors in the second floor library date from the 1980s and replaced windows. The floors of both libraries were originally covered in linoleum.

A book lift was added near the entrance to the first floor Library in the 1970s. This was removed in the 1980s renovations but the door casing was moved forward to accommodate ducts on either side of the door.

Ornate chimneypieces survive in both Libraries, that on the first floor being black marble with gold veins and that on the second floor white marble.

The Libraries, which originally had blinds, are curtained in a style that is too lavish for their solemn character and hides the joinery. The Library on the first floor originally had exterior louvred shutters, of which the fixed heads survive.



Figure 136: External louvres remain from blinds at first floor level, the valance may be a reproduction



Figure 138: Chimneypiece of opulent Potoro marble in the first floor Library

3.10 The Speaker's rooms (B16 – two rooms)

The Speaker's rooms occupy the north tower and are convenient to the Assembly Chamber.

The larger room was originally the Speaker's Office while the smaller room was a 'retiring room' or bedroom. The rooms were always linked by a connecting door; the smaller room also had a door to the lobby, which was closed up in 1889 when the stair was moved to be over the entrance hall below.

Both rooms have plaster embellishments and chimneypieces which are grander than those of other offices, although the ornament of the smaller room is simpler. During the 1960s the ceilings were repaired, which included casting 'matching decorative flowers' and completing the flowers 'in striking



Figure 137: Location of the Speaker's suite at first floor level




Figure 139: The original Speaker's Office now used for the Speaker's staff, with the Speaker occupying the room seen through the doorway. The clock is thought to date from 1868.

colouring'. It is possible that the flowered border to the cornices was added at this time. The ceiling roses match those in the Government Whip's room (B21) and the former President's bedroom (B29), but the paintwork in the Speaker's room is probably over elaborate.

Most of the joinery appears to be original, although some architraves may be reproduction and all have been revarnished. The middle sections of skirtings have been modified for the introduction of service ducts.

The internal four-panelled cedar door leafs appear to be original with their flush beaded edges; evidence of premium quality construction where the beads disguise the ends of the tenons where the horizontal rails are fixed. The original Hobbs mortice locks survive but the ebony handles and fingerplates have gone.

Original drawings show a doorway between the rooms on the other side of the fireplace to the existing door but there is no evidence that it was ever built and the existing door is probably the original opening. The arrangement in the President's suite is similar.

Both register grates survive complete with fireclay decorations in the grates. The fire irons date from the 1960s.

The picture rods may hang on original patera although the rods themselves were probably bronzed with brass ends, similar to those in an early photograph of the President's office at the other end of the building (see figure 41). The bookcases probably date from the 1950s but are well built and are sympathetic to the room.



Figure 140: Chimneypiece in the original Speaker's Office, which is similar to that in the second floor Library. It retains early fireclay pieces in the grate.



Figure 141: Ceiling rose in the original Speaker's Office of particularly ornate filigree plasterwork. The chandelier probably dates from the 1950s.



Figure 142: Cornice in the original Speaker's Office with the flowered border and a picture rod below on early patera



Figure 143: Ceiling rose in the Speaker's former bedroom matches that in the President's former bedroom



Figure 144: Location of the President's suite at first floor level



Figure 145: Ceiling rose in the President's Office



Figure 146: Cornice in the President's Office is more severe than the one in the Speaker's room

The floor is now carpeted, the parquetry was replaced in the 1980s but is believed to have been removed since that time.

The bathroom is in the location of an earlier bathroom which was installed under the stairs in 1889. The doorway, door and existing internal fit out date from the 1980s renovations.

3.11 The President's rooms (B27 and B29)

These two rooms were used by the President of the Legislative Council until the Council's abolition in 1922. They are presently occupied by the Deputy Premier. The larger room (B27) was an office while the smaller room (B29) was a bedroom. From the 1930s the suite was used as the Premier's bedroom and sitting room.




Figure 147: The President's Office with its original Petrie bookcase in its original location at left. The photograph also shows the quality of the natural light when the blinds are open (compare with figure 41).

The President's Office was originally the most prestigious office in the building. Although this and the smaller room adjacent are almost identical to the Speaker's suite, there are some differences, the most obvious being that the marble chimneypiece in the President's Office is grander.

The wallpaper dado and timber rail were added in the 1980s renovations; there is no evidence that these finishes have any historical basis. Like the Speaker's rooms, these rooms were specified to have parquetry floors installed in 1934.

Joinery matches that in the Speaker's rooms and is in a similar condition. The windows retain rare original sash lifts.

The smaller room retains its original chimneypiece, which is plainer than that in the larger room, but with more ornate brackets than examples in the lesser offices.

3.12 The Clerk of Parliament's Office (B13 and B11)

The Clerk of the Assembly's Office was moved to room B13 when the Alice Street wing was completed. B11 was originally the Leader of the Opposition's room and remained so until 1975. The door between the rooms dates from the 1980s renovations.

Room B13 is one of the larger offices in the new wing and retains its original cedar desk. Some of the fitted shelving is also early. Original the room had a timber fixed in the corner next to the fireplace, which concealed a washstand; this was removed in the 1980s.

A white marble chimneypiece and arched register grate survive on the north east wall. The detail is similar to that in the smaller room of the Speaker's office in the George Street wing, but with a simpler bracket mould. The wall has been built out so that it is now in line with the front of the chimney breast to incorporate services behind. Room B11 has a corner fireplace.

The four-panelled door into room B13 from the corridor appears to be a reproduction; otherwise the joinery and its condition are similar to that in other rooms in this wing. The door from the corridor into room B11 is original and retains its H & T Vaughan mortice lock. The reeded handle may also be original and marks of the original fingerplate survive above. Original cast brass sash lifts survive on the windows.

The smaller room, B11, was used by Lord Mountbatten during the Prince of Wales visit in 1920.

3.13 Committee Rooms

Rooms for parliamentary committees advising Parliament were an important part of the original plan. Committee Rooms were provided on the ground floor near the public entrances in both the George Street wing (rooms A25, A27, A33 and A35) and the Alice Street wing (A15 and A17 which were linked by folding doors). All rooms except A35 are now Ministers' rooms.

The Committee Rooms are decorated with more prestigious finishes and fittings than the offices. Most notable are the black marble chimneypieces in the large Committee Rooms A25 and A35. The chimneypiece in A33 is the same as those in the smaller rooms of the Speaker's and President's suites at first floor level.

Room A27, one of the smaller Committee Rooms, was converted into a post office in 1898. A record photograph from 1979 shows a plain dark marble chimneypiece suggesting the existing chimneypiece may have been reused from another room during the renovations. A similar chimneypiece was removed from the Premier's bedroom on the first floor at this time.



Figure 148: Location of the Clerk's Office at first floor level




Figure 149: The Clerk's room (B13) looking through the 1980s doorway into (B11)



Figure 150: Location of the Committee Rooms at ground floor level



Figure 151: Committee Room A25 in the George Street wing, now a Minister's room



Figure 152: Ceiling rose in A25 matches the one in the Speaker's former office

The chimneypiece in room A 17 in the Alice Street wing is typical of its period and incorporates a square head with tiled margins to the register grate. That in the adjoining room A 15 matches, but with a different pattern of tiles.

The folding doors between rooms A15 and A17 do not show on photographs taken before the renovations and may be reproductions. The parquetry floor was laid in the 1980s and does not appear to be based on historical evidence.

The committee rooms in the George Street wing are grander than those in the Alice Street wing; for instance, the cornices in the earlier wing are embellished whereas those in the later wing are plain.

3.14 The Premier's suite (B10, B10a, B07, B09)

After the Alice Street wing was completed in 1891 the Premier was allocated a room on the quiet side of the building overlooking the courtyard, which faced south east (B10). This was not linked to the Premier's bedroom (B10A) by an internal doorway, however there was a door from the Office into the Ministers' Room (B14), next to the Assembly Chamber.

The relationship between the Premier's Office, the Ministers' Room and the Assembly Chamber was carefully planned and has survived intact; however the Premier's suite is less intact. The Premier's bedroom (B10a) has been subdivided and the window altered for French doors. An ensuite has been installed in a panelled alcove and the chimneypiece has been removed.

The joinery and decoration in the Premier's Office is similar to that in other rooms in the Alice Street wing.

Rooms B07 and B09, used as the Premier's Reception Rooms, were originally a Visitors' room. An ornamental screen separated off the portion of the arcade accessible to visitors from that which was accessible from the Members' Dining Room adjacent. The French doors in the visitors' room were installed in 1899 and parquetry flooring was laid in 1934 and replaced in the 1980s.

The room was subdivided in the 1980s and a doorway from the corridor added to the smaller room (B09) so that it could be used by the Leader of the House. At this time a screen was added inside the room around the doorway to provide privacy. The work is carefully executed and could be easily reversed, leaving little impact on the original.



Figure 153: Location of the Premier's rooms at first floor level. The visitors' room (now subdivided) is on the right

3.15 The Ministers' Room (B14)

The Ministers' Room has been retained in its original use and occupies a key position between the Assembly Chamber and the Premier's suite. It was sometimes called the Cabinet Room.



Figure 154: The Ministers' Room and the doors into the Assembly Chamber

The Ministers' Room is very intact and retains most of its original plasterwork, chimneypiece and door and window joinery. However, the doorway to the balcony does not appear to be original and detracts from more important doors into the Assembly Chamber. The specification suggests that these doors, added in 1889, were copies of the original doors which led from the Under Secretary's room (now the lobby between the stairs and the anteroom) into the anteroom of the Chamber.

The large yellowwood oval table in B14 is the original table from the Legislative Assembly Chamber and surrounding this is a series of original yellowwood chairs.

3.16 Rooms used by Hansard staff (C15, C13, C11) the Chief Hansard Reporter (C20) and the press (C16 and C14)

Rooms for reporters and the press were part of the original plans for Parliament House reflecting their role in a Parliamentary democracy.

Originally reporters' rooms were provided on the second floor in spaces leading to the reporters' galleries of each Chamber; neither of these rooms survives intact. Early reports suggest these were used by press reporters rather than by Hansard.



Figure 155: Location of the Ministers' Room at first floor level




Figure 156: Location of the press and Hansard rooms at second floor level



Figure 157: Press room C16 divided into cubicles



Figure 158: Plain chimneypiece in C14, above which is Queensland coat of arms presented by Premier Bjelke-Petersen to the press in 1979



Figure 159: Black marble chimneypiece in the Dining Room with tiled register grate

In 1900, after the original Assembly press room was converted into a lavatory, the press were allocated room C20 in the north tower, now used by the Chief Hansard Reporter.

Plans from 1900 onwards have always shown Hansard occupying rooms in the Alice Street wing, initially rooms C11 and C14 but extending into other rooms after 1970. By 1910 the press also occupied room C17. The existing press room (C16) may have been intended for the press when the Alice Street wing was designed but was at first identified as a library. In July 1907 a specification was prepared to refurbish this room for the press however this room is still shown as a library on subsequent plans. The press occupied this room by 1964.

The larger rooms, C11 and C16, have at times been subdivided by timber partitions but these have now gone. The French doors and stairs from C11 to the arcade roof were added in 1929. C16 now has a series of cubicles, added after 1980, and the door between C14 and C16 is not original. The north eastern wall of room C15 has been moved forwards so that it is in line with the front of the chimneypiece.

The rooms have plainer finishes than those on the lower levels, denoting their lesser status. The chimneypieces are less elaborate, the ceiling roses are smaller and the skirtings are not as high. Window sills are at a higher level. The present cornices are an unusual ovolo mould, possibly dating from the 1920s.

The Hansard rooms have a recent fit out of post-modern style.

3.17 The Dining Room (B06)

The Dining Room on the first floor level of the Alice Street wing is the wing's largest and most intact room and contains many original furnishings.



Figure 160: The Dining Room

The room has plastered walls with a panelled timber dado. The capitals of the pilasters are embellished with sunflowers, fashionable in the Arts and Crafts tradition of the late nineteenth century. The pilaster plinths are grained to match the adjacent panelling. The ceiling is coffered with ceiling roses in each coffer and modern electroliers. The floor is parquetry, as was specified in 1934 and renewed in the 1980s.

Two original chimneypieces survive with ‘Thornaby’ patent register grates, one now concealed by a recent curved and panelled bar. A doorway has been formed between the bar and the adjacent smoking room, now the Lucinda Bar.

Most of the joinery is early. The original clock casing, designed especially for this room, survives over one doorway (see figure 57). The double doors into the dining room from the corridors have cedar aedicules. The floor springs have been replaced but the cast brass base plates to pull handles are original. The handles themselves may have been crystal rather than wood. The window sashes and sets of French doors leading onto the arcade and balcony on each side are original; however window heads on the south east wall have been modified for air conditioning vents.

Original patera, previously supporting individual pictures, now support the picture rods.

3.18 The Members’ Lounge Bar (B01)

The Members Lounge Bar, also known as the Lucinda Bar, formerly the Smoking Room, houses the refurbished bar and office, which were originally in the adjacent room.



Figure 161: The Lucinda Bar, formerly the Smoking and Billiard Room

The room’s plasterwork and timber dado are similar to those in the Dining Room but the casings to French doors are more



Figure 162: Location of the Dining Room and former Smoking Room at first floor level



Figure 163: The refurbished Lucinda bar in a corner of the Members’ Lounge Bar



Figure 164: Chimneypiece in the Members Lounge Bar




Figure 165: Location of the original service rooms at second floor level



Figure 166: The carriage way is now enclosed with glazed screens and a tiled floor has been added




Figure 167: The tessellated floor, in the Bernays Room which was formerly the kitchen



Figure 168: The present Members' Billiard Room

elaborate with timber cornices. The aedicule to the entrance door matches those in the dining room. The black marble chimneypiece is also similar but more severe. The parquetry was installed in the 1980s.

The bar itself appears to be fairly intact but has been refinished. Some of the etched glass appears to be original. The curved office inside the bar has been modified by stepping in the original doorway to accommodate the French doors leading from the main room onto the arcade.

3.19 Original service rooms

The south western end of the Alice Street wing, which contained the service rooms, is the most heavily modified part of the whole building.

On the second floor, the original kitchen has been converted into a function room now called the Bernays Room. This retains its tessellated floor, repaired and slightly modified, and has been made more elaborate with panelling, wallpaper and decorative plasterwork.



Figure 169: The Bernays Room

The servants' dining room and some servants' bedrooms have been altered to make a new Members' Billiard Room for the original fittings removed from the former Smoking Room. The decorative treatment of the room is similar to the Bernays Room and probably intended to provide a setting for the original fittings, but confuses the historical evidence.

The basement cellar has been refitted as a bar with extensive modification of finishes. Two of the three access hatches for deliveries survive and there is a large hook on the outside wall above the hatches, which is possibly early.

3.20 The main entrance hall



Figure 170: The main entrance hall from George Street and the grand staircase. The reception room on the right is now a shop.

The main entrance hall appears to be reasonably intact and retains its tessellated floor. The parquetry has been relaid. The aedicules and doors to the reception rooms on either side are intact with double margin door leaves surviving. The pilaster plinths were finished with high quality marbling in the 1980s renovations. The grand staircase is likely to have been extensively repaired but retains original balustrades and detail.

3.21 Circulation patterns

Circulation is the key to understanding the rationale of nineteenth-century planning. The original circulation pattern at Parliament House mostly survives, showing how the building functioned. However, the Alice Street corridor now breaks through the main walls of the carriage way at ground floor level and the wall across the Alice Street corridor at second floor level, which separated the servants' and service areas from Members' areas, has been modified.

All five public entrances from George Street and their lobbies survive together with the public entrance and lobby from Alice Street, although not all are in use. The staff entrances at each end of the George Street wing have been closed off, although the doorway facing Alice Street remains.

All the staircases survive. Except for the grand staircase, staircases in the George Street wing have individually cast balusters whereas those in the Alice Street wing are cast as narrow panels, one per tread.

The staff staircase in the north tower was returned close to its 1860s form when the present lift was installed in the 1980s.



Figure 171: The cedar casing on the grand staircase at ground floor level incorporates fretwork panels



Figure 172: Spiral stone stairs to the Reporters' Gallery of the Legislative Council Chamber




Figure 173: Stairs to the cellar retain lead nosings, these were specified for all public stairs, with cork carpet being reserved for the more important stairs



Figure 174: Staff stairs in the north tower, the balustrade against the archway is cast aluminium whilst the remainder is the original cast iron

Because of alterations to the lobbies, some new balustrading was inserted to match the original but this is of cast aluminium.

Timber balusters have been inserted between original cast iron balusters on the public stairs to the galleries at a later date; the 1867 specification suggests that on the close inner edges of winders one baluster would be provided only every third tread. Initially, the top flights to the galleries were to be temporary structures of pine and were upgraded in the last stage of the contract, it is not known if the two cast iron balusters on each of these flights was installed at this time or later.

Apart from alterations to the Alice Street corridor at the south western end, the most visible changes in corridors are the glass security doors across corridors and dropped ceilings for services in areas. Some of these dropped ceilings are arched and some are up-lit by fluorescent lights, which is visually discordant. Access to the ductwork behind the dropped ceilings is from hatches in walls of adjacent offices.

3.22 Joinery

The timber joinery appears to be fairly intact except for skirtings replaced and modified for service ducts. Skirtings in the service rooms at the south western end of the Alice Street wing, which were originally smaller and plainer than those elsewhere, have been replaced with reproductions of other skirtings in the building. Plain skirtings survive in the servants' staircase. Many of the skirtings in ground floor corridors were solid render rather than timber and these survive.

Some architraves appear to be reproductions, these being slightly smaller than the original, probably as a result of metrification. The original joinery can most easily be identified by marks of old patching and wear and tear, as the quality of the reproductions is generally good.

All doors have hardware added for increased security. In most cases, locks have been added above the originals and have modern timber fingerplates, which are narrower than the originals. All the French doors have replacement locks.

Many door leafs seem to be original; the most common type internally being 50mm thick four panel doors with edges of the frames flush beaded and bolection moulds around the panels. Most internal doors retain their original mortice locks:- Hobbs in the George Street wing and Vaughan in the Alice Street wing. Most entrance doors retain large Chubb rimlocks; some smaller rimlocks also survive on doors under the stairs to the courtyard and back verandahs. All fanlights have lost their original hardware.

Doors to the most important rooms are generally double, either panelled or part glazed, some with ornate door casings.



Figure 175: Early rim lock

Some doors to important rooms, like the reception rooms on either side of the main hall, are single leaves but with a double margin that is, with a bead down the middle, giving them the appearance and proportion of double doors.

The windows were originally specified to be hung on chains and one set survives on the window lighting the lobby at the bottom of the attic stair. (This window also retains original lifts). Some windows are reproductions.

3.23 Hardware

Door and window furniture is difficult to date as it has been moved within the building and in some cases fitted to reproduction components. Apart from the Hobbs locks, the only hardware that can be definitely linked to the specifications is some of the original ebony furniture from the George Street wing. Only fragments of this survive, probably because ebony is brittle. The ebony on the roses is fitted into brass backing plates screwed to the doors.

Most of the door hardware in the Alice Street wing is reeded timber, including roses and escutcheon covers. There are two types of handles; those on the ground and first floors have flat profiles while those on the second floor have domed profiles. Original examples appear to have been stained dark. Some of these reeded handles have been fitted to reproduction doors, raising questions about their provenance.

A third type of hardware comprises simple dark stained timber handles similar in shape to the ebony handles but with brass or reeded roses. Most of these are in the George Street wing, suggesting that they may have been early replacements for the ebony type. The smooth dark teardrop-shaped escutcheons are also early; those made of ebony may date from the 1860s although the design has been recorded only after 1880.

The brass hardware in the Alice Street wing is more easily dated as it incorporates cast relief in patterns of similar design. Original hinges appear to be 130 mm brass butts. Some of the surviving cast iron hinges may have been recycled from the servants' rooms.

A few original window lifts survive in the George Street wing and many in the Alice Street wing. The designs are different reflecting the different periods of construction. Those in the George Street wing are simple brass with shaped ends, while those in the Alice Street wing have cast relief.

Apart from the hardware already mentioned, more elaborate fittings are provided on double doors. The diagonal push bars presently used on the Legislative Chamber doors are also used in a modified form on the doors onto the arcades.



Figure 176: Doorway from the eastern entrance lobby into room A24, originally a waiting room. There is a similar doorway at the other end of the wing. The waiting rooms provided access to the reporter's stairs leading to the galleries.



Figure 177: The main Alice Street entrance. The joinery detail echoes aedicules in the main entrance lobby from George Street



Figure 178: Remains of ebony hardware



Figure 179: Reeded timber handles are evident in two forms: domed, like this one, and flat



Figure 180: Handle possibly used as an early replacement for the ebony handles and roses. The tear drop shape escutcheon probably dates from 1880–1915³⁵.



Figure 181: Original sash lift in the George Street wing



Figure 182: Original sash lift in the Alice Street wing



Figure 183: Handles to the Legislative Chamber and anteroom doors with matching relief pattern. The date of these is uncertain. They appear to be early but have been used on doors which were not installed until the 1880s.



Figure 184: Handles to French doors in the Legislative Chambers dating to the 1880s.³⁶ The base plates of the crystal handles are the same as those on the 1880s dining room.³⁷

It is difficult to date door handles in the Legislative Assembly Chambers because some, which could be original, are used on doors which were not installed until the 1880s and some appear in other locations within the Chambers in photographs from the 1950s, suggesting they have been moved. Diagonal push bars on the French doors may have been modified with the push bars mounted off centre on the base plates.

3.24 Ventilation

Features added to the building to improve ventilation include fanlights, the cast iron grilles inserted into the entrance doors (now covered with Perspex) and the louvred panels fixed outside double hung windows, which allowed the top leaf to be left open. Photographs show that internal wind guards were also fitted at the bases of some windows but none survive.

3.25 Decorative glass

The stained glass window over the grand staircase depicting Queen Victoria survives, though much of the glass may date from 1901. It was overhauled in the 1930s and the 1960s and was cleaned, re-leaded and strengthened with modified saddle bars in 1970. A protective cover was installed outside the window in the 1980s renovations.



Figure 185: Detail of the Queen Victoria window, new lead comes have been used to repair breaks in the glass

The delicate painting of the pair of windows depicting the Prince and Princess of Wales on the landing below suggests that these are early, or at least from 1901. They are quite unlike decorative glass in the doors from the first floor landing to the back verandah, and the doors into the Legislative Chambers suggesting that the glass in these doors may be a later reproduction. However a newspaper report at the opening of the building suggests that the decorative glass in the Assembly Chamber doors was always of lesser quality.

Of the two text panels beneath the staircase, that on the left is a coloured transfer adhered to glass, while that on the right may have been restored as the colours are very strong.

Much of the etched glazing in French doors, internal screens and windows may be reproduction and some replaced hand painted frosting. Most of the glass in the curved office behind the Lucinda bar probably predates the 1980s renovations.

Some original clear glass survives, plate glass specified for exterior windows would have been thicker than standard glass and more sturdy.



Figure 186: Princess of Wales window. The stained glass is in large panes, the only lead comes being around the portrait. Some of this may be original glass by Chance Bros.



Figure 187: Detail of Princess of Wales window showing the painting



Figure 188: Ceiling rose in the Speaker's present office, incorporating acanthus leaves and a scroll design



Figure 189: Ceiling rose in the Alice Street wing



Figure 190: Chimneypiece in the Speaker's former office, 1860s



Figure 191: Chimneypiece in the Dining Room, ca.1891

3.26 Plasterwork

The plasterwork in the George Street wing is notable for its delicacy and sharpness.

It is difficult to distinguish between original and reproduction work. In carrying out the room survey, existing ceiling roses and cornices were compared with those in the 1979 record photographs and most matched. Reproductions were evident on ceilings which have been lowered and in some corridors which did not originally have ceiling roses.

The hierarchy of plaster finishes is clear in the George Street wing, not only from the diameter of the roses and girth of cornices but also based on pattern. All the grander rooms have embellished rather than run cornices and the Legislative Chambers and first floor Library have coffered ceilings.

The hierarchy is less clear in the Alice Street wing, where castings are of types more common in late nineteenth-century buildings and most cornices are run without embellishments. However, roses on the second floor are smaller than those on the more important floors below. Some of the cornices on the second floor are possibly interwar or later as they are not a typical nineteenth-century profile. This is not unexpected given the problems experienced in the construction of this wing and subsequent cracking and repairs.

3.27 Chimneypieces

The marble chimneypieces are different in the two wings with square-headed register grates with tiled margins used only in the Alice Street wing. In some cases, chimneypieces have been transferred between wings; as is evident in the present Members' Billiard Room which has a chimneypiece from the east tower of the George Street wing, presumably from one of the rooms where lifts were inserted.

Chimneypieces vary in colour as well as design, with the superior black and gold veined Potoro marble reserved for more important formal rooms like the first floor Library and one of the large Committee Rooms.

All hearths are replacements but some original kerbs survive.

3.28 Interior finishes

The interior walls and ceilings are now painted in modern paint systems and the door and window joinery and trim are clear finished.

Much of the paintwork imitates historical schemes, though in some cases it is too elaborate, as was noted by Bruce Buchanan on completion of the 1980s renovations. The painting of some plaster ceiling roses is particularly excessive.

Probably all the original distemper paints have been removed from the plasterwork as they are easily washed away and have to be removed before applying oil paints. This may explain why few early colours were found when paint colours were investigated in 1980. However, there are some parts of the building which have not been renovated and where early finishes may survive. Early colours may also survive on salvaged elements, under door hardware and behind plant.

The marbling in the main entrance hall dates from the 1980s renovations, as does the painted dado with the Greek key motif in the hallways. The oak graining in the Dining Room also dates from the 1980s.

The specification for the George Street wing suggests that the joinery at first floor level was originally to be grained, except for the doors into the Legislative Chambers. In the 1880s redecoration the entrance doors and the French doors also were to be grained. Early oak graining survives on the French doors in the first floor Library. Plain painted finishes which appeared in 1912 photograph of the President's office and in 1979 record photographs have been stripped.

The refinishing of joinery has been the least satisfactory aspect of the 1960s and 1980s renovations as much has been stripped and patination associated with early finishes has been lost. The finishes now include varnish, varnish and stain and graining, some of which is not skilfully executed. Repairs carried out in a paler colour of cedar are stained. The finish has been adjusted throughout the building in an attempt to achieve uniformity. A single element such as a set of French doors with panelled reveals may incorporate several different treatments. Consequently, each element requires careful analysis to establish which finishes are original.

New acrylic finishes have a different sheen from the original work, which was either shellac or copal varnish.



Figure 193: High quality marbling in the main entrance hall carried out by craftsman Keith Pollard in the 1980s renovations



Figure 192: Grained plaster on the pilaster plinths in the Dining Room




Figure 194: Lift door with reproduction cedar casing and stencilled dado on the walls



Figure 195: Tessellated tiling in the Alice Street entrance lobby



Figure 196: Parquetry on the first floor landing of the grand staircase is reproduction



Figure 197: Example of a modern bathroom fitout

3.29 Floor finishes

Most of the floors are now carpeted. Original tessellated tiling survives in the entrance halls, the Alice Street ground floor arcade and in the Bernays Room. The parquetry in the main entrance hall, the Members' Lounge Bar, the Dining Room and the adjacent visitors' room was renewed in the 1980s renovations.

The ground floor Committee Rooms in the Alice Street wing (A15 and A17) were specified to have parquetry in the 1980s but this finish is not evident in the 1979 photographs and was not specified for these rooms in 1934.

3.30 Services

The introduction of air-conditioning has required the installation of plant in the attic, modification of plasterwork in the Legislative Chambers, lowered ceilings in corridors and some lobbies at ground and first floor levels and additional grilles. Early toilets have been refurbished with cedar panelling and additional facilities have been installed. The original washrooms had marble washstands and panelling around fittings but were much plainer in character.

Fire detectors, emergency lighting and exit signs have been installed; there are no sprinklers.

Most of the light fittings are modern and, though carefully designed, are generally oversized. In some locations this lighting is supplemented by fluorescent lights and recessed downlights.

A loudspeaker system has been discretely installed throughout the building, utilising slots in timber reveals of windows.

The middle section of most skirting boards has been adapted for ducted services. Access hatches have also been installed in floors for cabling.

3.31 Parliamentary Annexe

The Annexe is reasonably intact externally. The building now contains Ministers' accommodation, meeting and function rooms, the Parliamentary Library, dining rooms, a canteen and kitchens, the offices of the Parliamentary Service, workshops and a basement carpark.

Internally, key rooms, for instance the main entrance hall and the temporary Chamber, have been extensively remodelled.

Some early furniture from the nineteenth-century building has been moved to the Annexe. The Annexe also contains specially commissioned artworks.

3.32 The gardens

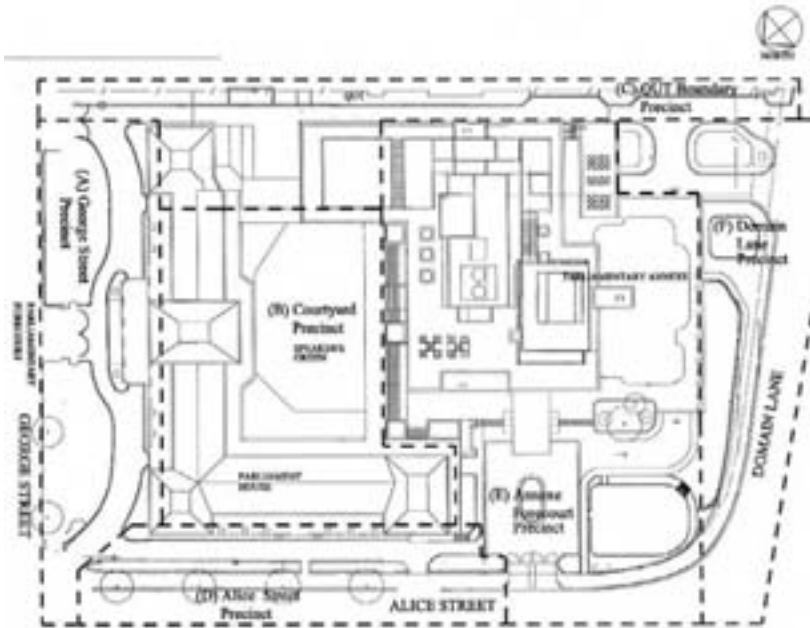


Figure 198: Landscape zones identified in the Conservation study

The gardens are described in Project Services Parliament House Gardens Conservation Study and Parliament House Gardens Management Plan, 2001. The plans divide the gardens into precincts, as follows:

- The George Street precinct, which comprises the main driveway, stone and iron palisade fences and planting beds in front of the George Street wing. The layout was created in 1982, but some early and significant trees survive, particularly the Leopard tree and some early Queen palms. The granite sets have no historical basis. The guard houses date to the 1980s, the one at the corner entrance is particularly intrusive.
- The Alice Street precinct, which comprises the iron palisade fences, the planting beds and carriage way associated with the front of the Alice Street wing. The layout is simple and includes some mature trees and raised planting beds.
- The main courtyard precinct, incorporating the Speaker's Green, which was modified with the construction of the Annexe. It includes some early and significant trees, particularly a magnolia tree in the north corner.
- The QUT boundary/service lane precinct, which has been modified for the service driveway along this boundary and contains no early planting.
- The Annexe Terrace and Forecourt precinct, which is essentially 1970s in its form and layout. The boundary gate and fence were erected using existing materials with new gates and fence panels made to replicate the existing.
- The Domain Lane Precinct (Gardens Point Road), which is modern.



Figure 199: George Street boundary



Figure 200: Early gateposts on Alice Street



Figure 201: New walling at the western corner of the site looking north east



Figure 202: Service driveway on the QUT boundary, with QUT buildings on the right and the Annexe on the left

CHAPTER 4: THE CONTENTS



Figure 203: Legislative Assembly Chamber in 1912 with its original furniture

4.1 Summary

Parliament House contains extensive collections of furniture, art works and other movable objects, as well as extensive library and archival collections. These collections, dating from the beginnings of the Queensland Parliament, form an integral part of the building and reinforce its symbolism; and in most cases they are essential to its operations. They include objects that are distinctive to parliamentary buildings and therefore the only examples of their type in Queensland, objects with outstanding historical associations, and objects that are excellent examples of local design and craftsmanship.

In particular, Parliament House boasts Queensland's largest and most significant collection of colonial furniture, far exceeding the holdings of other State collections, namely the Queensland Art Gallery, the Queensland Museum and Government House. The collection is significant not only for its association with Parliament but also as a record of local furniture-making and the use of local timbers, of particular importance because documented examples of Queensland colonial furniture are extremely rare. It recalls a time when Queensland's timber resources were seen as inexhaustible and provided materials for skilled cabinetmakers operating throughout the colony.

This chapter outlines the diverse contents of Parliament House, identifying many key objects of previously unknown importance, and assesses their significance. In addition, it offers advice on the future management and care of these state treasures to ensure their preservation. The chapter should be read in conjunction with the survey forms in appendix 9 of this report, which provide details of the furniture in particular rooms.

4.2 History and description

The contents of Parliament House have been assembled over almost 150 years and include objects dating back to Queensland's first parliamentary building. Like a cathedral, the building has been enriched by the contributions of many generations.

4.2.1 Treasures from the old Legislative Building

The first of the treasures from the old Legislative Building is the Black Rod, the symbol of authority of all Upper Houses based on the Westminster system, which was used in the Legislative Council from 1860 until its abolition in 1922. Queensland's Black Rod, an ebony rod topped with a small gold crown and the royal coat of arms, was more modest than its Westminster counterpart and was presumably made in England. Unfortunately, it does not have a hallmark so the maker is unknown.

Another treasure almost certainly dating from the old building is the President's Chair, now called the Governor's Chair or Queen's Chair. A rather homely mid Victorian armchair, of carved red cedar and well cushioned, it is quite unlike any other furniture in the Legislative Chambers. It is thought to be the work of the Brisbane cabinetmaker and upholsterer James Bryden, who supplied cedar furniture, including a President's Chair, for the old building. This furniture was moved to the present building in 1868 to suffice until new furniture could be acquired. The present chair fits a newspaper description of the chair first used in 1860: '...the chair...appears comfortably cushioned enough for any napping that the President may see fit to indulge in during the dreariness of debate';³⁸ and there is no record of a President's Chair being commissioned later. The story that the so-called Queen's Chair was a gift from Queen Victoria appears to be a myth, possibly resulting from its use by Queen Elizabeth II when she opened Parliament in 1953.

The President's Chair may not be the only item of furniture to come from the former building. The cedar yoke back chairs, also known as convict chairs, in the Strangers' Dining Room are of early design and may have come from the same source.

Another curious relic from the former building does have a link with Queen Victoria: an elaborately carved casket made in 1865 to house one of the Queen's gifts to the fledgling



Figure 204: The Black Rod, now on public display



Figure 205: The President's Chair, a 'comfortably cushioned' armchair with a royal crown to denote its status and lion-paw feet. It may have been inspired by a similar chair shown by M. Jancowski of York in London's Great Exhibition of 1851.






Figure 206: The casket made for Queen Victoria's gift, now in the O'Donovan Library

parliament. The following is an account from the *Brisbane Courier* of 17 March 1865:

'A showcase or casket has been manufactured by Messrs. Sinel and Bryer, cabinetmakers, of Adelaide Street, for the purpose of holding the volume of his late Royal Highness the Prince Consort's speeches, recently presented to the Parliamentary Library of Queensland by Her Majesty the Queen. The case is exquisitely carved out of cypress pine. The rose, shamrock, and thistle are blended together, and shown to great advantage on the surroundings of the glass panel. The interior is artistically fitted and lined with blue silk velvet, to receive the much-prized volumes. The casket is surmounted with the Royal Crown and cushion, also admirably carved out of cypress. It is certainly one of the prettiest pieces of workmanship we have yet manufactured in Brisbane.'

The casket is of special interest as the only known work of the firm of Sinel and Bryer, which was short-lived.

The final item from the old Legislative Building is a portrait of Gilbert Elliott, the first Speaker of the Legislative Assembly, by the noted Sydney artist Joseph Backler (1813–1895). Backler was visiting Brisbane in 1866 when he painted this portrait and also the distant view of Parliament House reproduced earlier in this report. The portrait, commissioned by Elliott's fellow Members, depicts the sitter in his Speaker's robes and was said to be a good likeness. It was proudly hung in the Parliamentary Library, acclaimed as 'the first "national portrait" of the most eminent and revered of our legislators'.³⁹ The historic portrait remained in the library in the new building until more shelving was added in 1913 and it could no longer fit, so it was moved to 'a permanent resting place' in the Speaker's Office where it resided for years.⁴⁰



Figure 207: Carved armchair in the Louis XVI style to complement the French Renaissance building



Figure 208: Joseph Backler's portrait of Gilbert Elliott can be seen at the far right of this photograph of the Parliamentary Library in 1909

4.2.2 Furnishing the present Parliament House

In September 1868, after the new building was occupied, L.A. Bernays, the Clerk of the Legislative Assembly, reported that the furniture from the old building was 'in a state of considerable disrepair'. In January 1868 Charles Tiffin was instructed to confer with the Speaker and the President to draw up lists for new furniture. This was supplied between 1869 and 1871 by John Petrie, contractor for the building's completion, at a cost of £2,883/13/5. The Petrie firm was renowned for its furniture and in recent years had supplied many government buildings, including the new Government House. Later the firm exhibited its furniture at the Melbourne International Exhibition of 1880, winning a fourth order of merit.

Most of the furniture made for Parliament House is of Queensland yellowwood (*Flindersia xanthoxyla*), a strong, fine-grained timber popular for furniture at the time, with some items of cedar. The designs are chaste and stately and bear a French influence, providing a perfect complement to Tiffin's building. Though of refined simplicity, the grander items feature carving and fretwork. The furniture supplied to May 1871 is listed in *Votes & Proceedings of the Legislative Assembly* (see appendix 6) and included a Speaker's Chair, tables, desks, bookcases, chairs and benches for the Legislative Chambers; bookcases, shelving, tables and chairs for the libraries; bookcases, tables and couches for the President's and Speaker's Rooms; bookshelves and a chest of drawers for the Clerk; and furnishings for the Members' Dressing Room. Much of the Petrie furniture survives to this day.



Figure 209: The President's desk in the Legislative Council Chamber, with fretwork and acanthus leaf mouldings



Figure 210: Carved column with encircling scroll, detail of the Library shelves



Figure 211: Bookcase in the Legislative Council Chamber with fretwork and cedar shelves faced with yellowwood



Figure 212: The Speaker's Chair



Figure 213: Original chairs in the French style

In 1980, Brisbane antique dealer Ian Still examined the furniture and reported:

'The furniture, being contemporary with Parliament House, commissioned for it, and thus correct in scale and civic feeling, and being unified stylistically with the architecture of the building, is of very great value as an integral part of Parliament House and also as part of Queensland's heritage.'⁴¹

The furniture is also significant for its rarity, as only two other examples of Petrie's work survive in public collections, an inlaid workbox and table in the collection of the Royal Historical Society of Queensland; sadly, the Government House furniture was disposed of during redecorations of 1895–96.



Figure 215: Legislative Assembly Chamber, 1947 with the Speaker's Chair and desk in the foreground and the large table now moved to the Ministers' Room



Figure 214: Breakfront bookcase with a swan-neck broken pediment and dentil mouldings, ca.1880, probably the work of the Petrie firm

Petrie continued to provide furniture for Parliament House into the 1880s, as did other well-known local cabinetmakers, including John Wilson Carey (also the sole manufacturer of Charles Tiffin's self-acting earth closets), Peter Thomle, F. Murray, P. Gagliarde, James Gordon, A. Friebieg, and J. & J. Hislop. In 1891 the Hislop firm also supplied furniture for the Alice Street wing, along with Finney, Isles & Co. and Chapman & Co., while W. Hicks and F. Tritton became suppliers in later years. In 1898–99 the local firm of S.C. Scales & Son provided the two magnificent billiard tables still used in the Members' Billiard Room. Some of the above furniture would have been made especially for parliamentary requirements, such as large bookcases used to house *Parliamentary Papers* and *Debates*, while settees and other items were generally standard stock. Many of these old pieces survive, however more research is needed to match particular pieces with manufacturers and so enhance this remarkable collection of Queensland colonial furniture.

4.2.3 Furniture associated with particular rooms

Some of the furniture is not only significant in its own right, but also for its association with particular rooms and remains integral to the functioning of those rooms. Three rooms—the Legislative Council Chamber, the Members' Lounge and the O'Donovan Library—all boast their original furnishings and fittings, being some of Queensland's most intact and splendid nineteenth-century interiors. Other rooms—such as the Legislative Assembly Chamber, the Strangers' Dining Room and various lobbies—have a fair proportion of their original contents. In addition, some pieces of furniture remain in their original locations. These include a bookcase in the former President of the Legislative Council's office (B27), a bookcase in the east tower first floor lobby, the Clerk of Parliament's desk and a newspaper bench in the east tower second floor lobby. These historical links between particular rooms and objects should be maintained or reinstated if the furniture has been moved. The rooms and their contents would be protected under the *Queensland Heritage Act*.



Figure 217: The President's bookcase, still in its original location in his former office (B27)



Figure 216: The Smoking Room in 1912, with its remarkable group of furnishings characteristic of a nineteenth-century men's club—these are now in the Members' Billiard Room. The furnishings remain associated even though they are now in a different room.

4.2.4 Other significant contents

Of the art works held by Parliament House, the most significant is a marble portrait bust of Sir Maurice O'Connell, the second President of the Legislative Council and instigator of the present building, by the visiting Italian sculptor Achille Simonetti (1838–1900). The bust was commissioned by Sir Maurice's fellow Councillors to honour his long and distinguished Presidency. Simonetti came to Brisbane in March 1877 for sittings, which were held in the President's office, and then the clay model was put on display to gain approval before being reproduced in stone. The bust impressed a reporter from the



Figure 218: Achille Simonetti's bust of Sir Maurice O'Connell, wearing his President's robes and the star of the Spanish Order of San Fernando, a legacy of his former military career



Figure 219: J.L. Watts's bronze portrait bust of L.A. Bernays, the first Clerk of the Legislative Assembly, outside the Bernays Room (C04)

Brisbane Courier newspaper, who wrote:

'The bust...is a speaking likeness of the President...and gives ample evidence of the artistic skill of the Signor. Expression, which is so often wanting in statuary, has been exquisitely caught in the facial delineation, and this is entirely due to the fact that the modelling was not done by means of a plaster cast from the subject, but during twelve sittings of an hour each, during which Sir Maurice was permitted to engage in conversation, and to alter the expression of his features at will'.⁴²

The completed bust, mounted on a handsome granite pedestal, was installed on the dais of the Legislative Council Chamber, where it remained for years.



Figure 221: Legislative Council Chamber in 1912 with Achille Simonetti's marble portrait bust of Sir Maurice O'Connell, the second President of the Legislative Council, to the left of the President's Chair



Figure 220: J.L. Watts's bronzed plaster portrait bust of Hon. T.J. Byrnes, originally from the Executive Council Chamber of the Land Administration Building

The next portrait bust to be commissioned by Parliament was of Lewis Adolphus Bernays, the first Clerk of the Legislative Assembly, by the noted Brisbane sculptor James Laurence Watts (1849–1925), best remembered for his South African War Memorial in Anzac Square. The bronze bust, commissioned in 1909 at cost of £175, now stands on a stone pedestal outside the Bernays Room. Within the room is a relief portrait of L.A. Bernays by the same sculptor, formerly in the collection of the Royal Historical Society of Queensland.

These are not the only works by J.L. Watts to be held by Parliament House, for there is also a fine series of portrait busts of former Queensland Premiers: Sir Thomas McIlwraith, Sir Hugh Nelson, Hon. T.J. Byrnes and Hon. T.J. Ryan. These busts, all in bronzed plaster and dated 1906–08, were originally made for the Executive Council Chamber of the Land Administration Building, and until recently two were displayed in the Legislative Council Chamber.

Together, the six works by Watts form the largest representation of his work in any public collection in Australia.

Old photographs show that Parliament House used to have many pictures gracing its walls, including such iconic Australian images as Charles Nuttall's *The Duke of Cornwall and York Opening the First Commonwealth Parliament of Australia, May 9th, 1901*, which hung over the grand staircase, and Will Longstaff's wartime work *Menin Gate at Midnight*, which hung in the Parliamentary Library. These old prints have now been largely replaced by modern prints. Photographs of parliamentary Speakers, Clerks and other notables have always been an important component of corridors, along with bench seats and smokers' stands.

Two symbolic items have been added relatively recently. In 1978 the Queensland Parliament acquired a mace, the traditional symbol of authority in the Westminster parliamentary system. The mace was made in England and is ornamented with Queensland gemstones. In 2007 Parliament acquired another symbol to accompany the mace: the Wind Yarn didgeridoo made by Aboriginal artist John Pene-Fonmosa. Celebrating the 40th anniversary of the 1967 Referendum, it depicts a story of reconciliation.



Figure 222: The mace of the Queensland Parliament, acquired in 1978 on the initiative of the Bjelke-Petersen Government



Figure 223: The grand staircase in 1912, with Charles Nuttall's *Opening the First Commonwealth Parliament of Australia, May 9th, 1901*, hanging over the landing



Figure 224: The seal of the Queensland Parliament, still in use in the Legislative Council strongroom

Other historical material held by Parliament House includes:

- archives dating back to 1860, held in the strongrooms;
- old glassware, crockery and silverware bearing the parliamentary crest, much of this on display;
- historic gifts from royalty, etc.;
- memorabilia, including items relating to former Members;
- ceremonial costume of the Parliamentary Speaker, the Clerk and the Sergeant-at-Arms;
- the seal of the Queensland Parliament;
- plaques commemorating the centenary of the laying of the foundation stone in 1965 and the completion of the renovations in 1982;
- relics from the Queensland Government's former steamer, the *Lucinda*; and
- about thirty clocks and timepieces once used in the building, including the French Gutenberg clock acquired for the Parliamentary Library in 1868 and a so-called 'weird invention' devised in 1910 to time parliamentary speeches.

4.2.5 Parliamentary Library

The old library on the second floor contains the O'Donovan Collection, Queensland's largest collection of nineteenth-century literature, of great significance as it pre-dates by many years the establishment of a state library. Though the collection was begun in 1860, at the inception of the Queensland Parliament, it is named after Denis O'Donovan, an Irish scholar who served as Parliamentary Librarian from 1874 to 1901. By the time of his retirement, he built the collection to about 32,000 volumes and also compiled an encyclopaedic catalogue which was universally applauded. The catalogue is still used to access the collection which is housed in its original shelving.



Figure 225: A 'weird invention' devised in 1910 by Premier Kidston's son to time parliamentary speeches



Figure 226: The Parliamentary Library in 1912 with its matching furniture and fittings—rooms like this should be maintained in their entirety, reflecting their original function

The O'Donovan Collection includes many rare and valuable books and covers subjects ranging from travel, geography, biography, science, history, to political science, theology, law and philosophy. British Parliamentary papers, debates and other materials form part of the collection. Collection highlights include:

- Journals of Captain James Cook's various voyages 1768–80;
- Early Australian sea and land expedition publications (Darwin, Mitchell, Flinders, Oxley, Leichhardt, Jardine, La Perouse);
- Nineteenth-century International Exhibition Catalogues;
- A Spanish-English Dictionary (1599);
- G.M. Matthews, *Birds of Australia* (1910–28);
- Complete Works of Voltaire (70 volumes, 1784) and
- Silvester Diggles, *Ornithology of Australia* (1866–70).

In addition, the Queensland Parliamentary Library houses a twentieth-century heritage collection, which includes the state's major holdings of *Queensland Parliamentary Papers* and *Debates*, and an extensive 'current use' collection. The current collection has been formed for the specific requirements of Parliament and includes extensive holdings of Queensland publications resulting from the library's legal deposit function.

4.2.6 Parliamentary Annexe

The Parliamentary Annexe contains significant art works commissioned in 1978–79 in consultation with the Queensland Art Gallery. They are by notable Australian artists, including local artists, whose work is well represented elsewhere. The largest work is the *Sun* tapestry by John Coburn, which hangs in the Members' Dining Room. This, the largest tapestry yet produced in Australia, incorporates the Queensland coat of arms. In the main entrance foyer is a bronze coat of arms by Leonard and Kathleen Shillam, while the temporary chamber had a timber coat of arms by Colin Blumson. A stained glass window by David Saunders enhances the chamber foyer.

The Annexe also houses a series of painted portraits of Queensland premiers and other notables. The earliest of these is William Dargie's portrait of Sir Francis Nicklin, then Queensland's longest-serving premier, which was commissioned on his retirement in 1968. The portraits include Eric Deeral, the only Aboriginal person ever to be elected to the Queensland Parliament, and Irene Longman, the first female Member. Besides portraits, the Annexe has a large collection of regional Queensland art. This results from a scheme adopted in 1976 by Speaker Jim Houghton, following a model used by the Western Australian Parliament, whereby local authorities throughout the state were invited to contribute paintings characteristic their regions by local artists.



Figure 227: Bookcase, ca.1900, in the Legislative Council antechamber, housing parliamentary volumes



Figure 228: Queensland coat of arms by Leonard and Kathleen Shillam in the Annexe foyer



Figure 229: Furniture being restored during the renovations of 1981–82

4.2.7 Renovations of 1981–82

As part of the Parliament House renovations of 1981–82, the architects Conrad & Gargett refurnished the entire building. The original furniture was supplemented by antique pieces retrieved from other government buildings via the Department of Works' Zillmere Store. The retrieved furniture included outstanding pieces from the Surveyor-General's Office and probably also the Executive Council Chamber. Other pieces were purchased from antique dealers, and reproductions were made to special order by local furniture-makers. The reproductions were mostly replicas of original Petrie furniture or purchased pieces, but some had no historical foundation and are too ornate for the building. The allocation of furniture was carefully planned so that pieces of similar design, timber and upholstery were grouped together, with the best pieces reserved for the more important spaces.

At this time, many of the original and newly-acquired pieces were 'restored' to match the reproductions. This work, undertaken mainly by the Department of Works' Alice Street and Ipswich Road Workshops, involved re-polishing original surfaces — i.e., sanding back and then replacing traditional shellac with acrylic varnishes—and reupholstering. Sadly, this work detracts from the furniture's appearance and integrity, and removed any makers' marks that may have been present. As Christina Simpson, an authority on Australian colonial furniture, writes in an article on the Parliament House furniture, the re-polishing has meant that 'the visual glory of worn mellow surfaces has been lost.'⁴³ The difference between re-polished and aged surfaces is apparent when one looks at items that missed out on restoration, including a cabinet presently stored in committee room A35.



Figure 230: Yellowwood cabinet from the Legislative Council Chamber with its original mellow surface, now in committee room A35



Figure 231: Carved table by the Brisbane furniture-maker Elvin Harvey, an example of a reproduction antique out of keeping with the building

4.3 Assessment of significance

The following assessment is based on the guidebook *Significance 2.0: A Guide to Assessing the Significance of Collections*, published by the Collections Council of Australia Ltd in 2009. This proposes several criteria for assessing significance.

First, four primary criteria:

- historic
- artistic or aesthetic
- scientific or research potential
- social or spiritual

In addition, four comparative criteria, which modify the main criteria:

- provenance
- rarity or representativeness
- condition or completeness
- interpretative capacity

It is not necessary for collections or individual objects to meet all these criteria; objects may be significant if only one or two criteria apply.

These criteria are now applied to the contents of Parliament House within the framework of the Burra Charter concept of 'place'. By this, objects of greatest significance are those of intrinsic value to the history and use of Parliament House. Some objects may have historic or artistic value in their own right but, if not relevant to Parliament, they are assessed as less significant.

However, in a few cases, objects that were not originally from Parliament House are assessed as highly significant. These came from other government buildings no longer in public ownership (such as the Land Administration Building) and have important historical associations with premiers or senior public servants, and have artistic significance in their own right. Moreover, these objects were made by the same artists or craftspeople who supplied Parliament House.

4.4 Categories of significance

The following describe the categories of significance for the contents of Parliament House, along with recommendations regarding their status under the *Queensland Heritage Act*. The following definition from the Act is relevant:

'building' includes furniture, fittings and other artifacts:

- (a) associated with the building; and
- (b) that contribute to the building's cultural heritage significance.'

Exceptional

Items of exceptional significance would be protected under the *Queensland Heritage Act* and require the highest level of care.

- treasures from the old Legislative Building, such as the President's Chair and Joseph Backler's portrait of Gilbert Elliott
- furniture, major art works and portraits dating from the first 100 years of the Queensland Parliament and specially commissioned for the building, such as Petrie furniture, bookcases for storing parliamentary volumes and Achille Simonetti's bust of Sir Maurice O'Connell
- parliamentary symbols: the Black Rod, the mace and the Wind Yarn didgeridoo
- the O'Donovan Collection
- the seal of the Queensland Parliament

High

Items of high significance would also be protected under the *Queensland Heritage Act* and require professional care.

- other original furniture dating from the first 50 years of the Queensland Parliament and purchased rather than commissioned, such as standard sofas and chairs
- parliamentary archives—though consideration should be given to transferring old material no longer needed for reference to the Queensland State Archives where it would be accessible for research
- the Parliamentary Library's twentieth-century heritage collection
- historic photographs relating to Parliament
- outstanding art works transferred from other government buildings yet are relevant to Parliament, such as portrait busts of premiers by J.L. Watts
- outstanding pieces of furniture transferred from other government buildings, such as a bookcase from the Surveyor-General's Office
- old parliamentary glassware, crockery and silverware, etc.
- historic gifts to Parliament from royalty, etc.
- memorabilia relating to Parliament and former Members
- ceremonial costume of the parliamentary Speaker, the Clerk and the Sergeant-at-Arms
- historic plaques
- original clocks and timepieces
- painted portraits dating to 1970, such as William Dargie's portrait of Sir Francis Nicklin

Moderate

Items of moderate significance would also be protected under the *Queensland Heritage Act*.

- antique furniture from other government buildings, such as standard desks and sofas
- relics from the government's former steamer, the *Lucinda*
- historic prints, such as Will Longstaff's *Menin Gate at Midnight*
- painted portraits from 1970 onwards—unfortunately, these vary greatly in quality and some may deserve a higher level of significance
- the Parliamentary Library's 'current use' collection—excluding material deemed by the Parliamentary Librarian to be less significant

Low

Items of low significance do not contribute the building's significance and would not be protected under the *Queensland Heritage Act*.

- reproduction antique furniture by local furniture-makers well regarded in their own right, such as reproductions by Robert Dunlop and T. Early
- replicas of original Petrie yellowwood furniture
- recent portrait busts, such as Captain Cook and Premier W. Forgan Smith
- the regional Queensland art collection—unfortunately, this varies greatly in quality and may deserve a higher level of significance

None

Items of no significance would not be protected under the *Queensland Heritage Act*. Some of these items detract from the significance of the building.

- other reproduction antique furniture
- purchased antique furniture—though some exceptional examples deserve a higher level of significance
- modern furniture
- gifts with no relevance to Parliament

4.5 Future management and conservation of the contents

Though Parliament House is a functioning building, much of its contents are so significant that they could equally be regarded as museum artefacts. These items are largely irreplaceable and should never be sold or transferred by Parliament. They require specialised care and there should be some balance between operational requirements and the obligation to

preserve them. Today's occupants of the building are only temporary custodians of these state treasures, and they should pass them on to future generations without allowing their physical condition or monetary value to deteriorate unnecessarily.

As former NSW Parliamentary Librarian, Russell Cope, observes in his article on parliamentary buildings, Australian parliaments have had a poor record in preserving the treasures they have inherited, this being particularly true of furnishings and movable items. Cope writes: 'What is a real danger is that the fads of taste of certain key players might run amok and destroy or damage what are national assets.' To guard against such misguided behaviour, he suggests that parliaments should establish clear guidelines for managing their collections and seek public support in preserving them. He adds:

'Perhaps public confidence would be reassured in parliaments as collectors and custodians if they were better at publicising their activities and in giving periodical accounts of the way they manage the state assets entrusted to them. It is almost impossible to know how the collections...are being cared for, preserved and recorded.'⁴⁴

In recent years some state parliaments have taken up Cope's challenge to better manage and publicise their collections.

While the Queensland Parliament has managed its library collections effectively, it is yet to address its other collections. Furniture and other movable objects have always come under the general care of the Speaker, but day-to-day management and responsibility have generally been delegated. In recent years these items have become the responsibility of Property Services—among its many other responsibilities—and are managed as building assets. Though committed to the care of the collections, the section has no staff member with expertise in managing cultural material and cannot give significant material the attention it deserves.



Figure 232: Joseph Backler's disfigured portrait of Gilbert Elliott,—compare this with figure 208

The fate of Joseph Backler's historic portrait of Gilbert Elliott, the first Speaker, provides a sobering example of inexpert care. Originally a full-length portrait when painted in 1866, it was cut down to half-length in relatively recent times and the original frame replaced. It is not known when this travesty occurred except that it was before the renovations of 1981–82. The cut-down painting is mentioned in Backler's entry in Joan Kerr's *The Dictionary of Australian Artists*, published in 1992.⁴⁵ Obviously, the person who authorised this action had no idea of the painting's significance. Sadly, Queensland's 'first national portrait' has been (literally) disfigured forever. Presently it is hanging in the Speaker's Hall in the Parliamentary Annexe and advice will be sought from a professional conservator on its future care.

4.5.1 Management

Objects should be managed according to their degree of significance, as assessed in this report.

The difference between original objects and reproductions—both in historical and monetary value—should be understood.

Where possible, furniture and other objects associated with particular rooms should be kept in those rooms and assemblages should be kept together.

Collecting should be more cautious, because maintaining collections is costly and material of little relevance to Parliament House only detracts from significant material. An acquisition policy should be adopted covering the acceptance of gifts, the commissioning of portraits, and the possible transfer of relevant material from other collections. In the latter category are:

- the ceremonial silver trowel used at the laying of the foundation stone of Parliament House in 1865, now in the collection of the Queensland Museum;
- the robes of Gilbert Elliott, the first Speaker, in the collection of the Queensland Women's Historical Association;
- portrait busts of the Prince and Princess of Wales (later King Edward VII and Queen Alexandra) by the visiting British sculptor Marshall Wood—these were displayed on the landing of the grand staircase of Parliament House in 1882, now in the collection of the Queensland Art Gallery; and
- a marble portrait bust of Sir Robert Herbert, Queensland's first premier, 1884, by the British sculptor Edward Geflowski, in the collection of the Royal Historical Society of Queensland.

Likewise, disposals (or in museum language, de-accessioning) policy should be adopted, covering the appropriate disposal of unwanted material. Some objects should be transferred to other public collections, such as regional museums, where they would have more relevance.

Some significant objects appear to be missing. These include a 'loving cup' presented to Parliament by the Prince of Wales in 1920; portraits of various Queensland governors; and the historic prints Charles Nuttall's *The Duke of Cornwall and York Opening the First Commonwealth Parliament of Australia, May 9th, 1901*—presumably a gift from the Commonwealth Parliament—and Will Longstaff's *Menin Gate at Midnight*. Some of these may have been transferred to other public collections and others may have been consigned to storage. Their present whereabouts should be investigated.

The parliamentary glassware, crockery and silverware presently displayed throughout the building should be sorted,



Figure 233: Old silverware in storage



Figure 234: Spode Copeland plate dating from the old Refreshment Room



Figure 235: Doulton plate dating from about the 1950s



Figure 236: Excess furniture lining a corridor



Figure 237: A walnut bookcase acquired from another government building and now located in room C27. It is empty except for glassware and is too ornate for the building.

and a representative sampling (of all types and eras) retained in the permanent collection and the remainder designated as reserve material. These items are excellent examples of British manufacture of their era and are integral to the history of Parliament.

The building has too much antique furniture, with excess being stacked in corridors, galleries, etc. Some bookcases purchased in the 1981–82 renovations remain empty or are used only for displaying silverware and glassware, which is out of place in offices anyway.

Excess furniture acquired relatively recently, and therefore having no association with the building, should be sold and the proceeds used to conserve significant items. However, replicas of the original Petrie yellowwood furniture should not be disposed of, nor purchased items that are outstanding examples of colonial furniture.

Policy 1

Objects should be managed according to their degree of significance as assessed in this report.

Policy 2

The difference between original objects and reproductions—both in historical and monetary value—should be understood, and furniture should not be moved or allocated without reference to the Conrad & Gargett Pty Ltd Architects, Parliament House Renovations Loose Furniture Register, ca. 1983, which explains the origins of individual pieces.

Policy 3

The connection between significant objects and the rooms where they belong and between groups of significant objects should be maintained, or should be reinstated if the association has been lost.

Policy 4

An acquisition policy should be adopted covering the acceptance of gifts, the purchase and commissioning of art works, the commissioning of official portraits, and the possible transfer of relevant material from other collections.

Policy 5

Likewise, a disposals policy should be adopted, covering the appropriate disposal of unwanted material of no significance.

Policy 6

Significant objects now missing from the parliamentary collections should be investigated and, if necessary, conserved.

Policy 7

Parliamentary glassware, crockery and silverware should be sorted and a representative sampling retained.

Policy 8

Excess purchased furniture of no significance should be sold and the proceeds used to conserve significant items.

4.5.2 Documentation

Documentation underpins the management of cultural material, being vital for assessing the significance of objects, tracking their movement and changes in physical condition, preparing displays and publications, and for risk management. Documentation enhances the intrinsic value of objects and their value to the community.

The documentation of the Parliament House contents does not meet acceptable standards for managing cultural material. Furniture, art works and other movable objects are recorded in an assets register but this lists only brief titles, locations and monetary values and lacks other necessary data. Without such data the register can be of little use in recovering lost or stolen items, which is worrying given the reported theft of certain items in the past.

Some information on the furniture collection is recorded in the *Conrad & Gargett Pty Ltd Architects, Parliament House Renovations Loose Furniture Register, ca.1983*. This lists all furniture used in the renovations of 1981–82, recording for each item: design type; unique reference number (the design type prefix followed by a sequential number); details of any restoration work; current room location; if an original item, the former room location; if not an original item, the manufacturer or where purchased and cost. Reference numbers were engraved onto small metal plates attached to items, with old items labelled as ‘antique’ and reproductions as ‘1981–82’.

However, there is no comparable documentation for other objects except for old clocks, which were restored in 1999–2000 by the Government Horologist Greg Baker. The information in the Conrad & Gargett register and in Greg Baker’s report is not incorporated into the assets register. This falls far short of museum cataloguing, which involves recording for each item: maker or manufacturer, date, dimensions, materials, physical description, inscriptions, acquisition details, provenance (history of ownership and use), physical condition, research information, etc.; and objects are identified or retrieved by searching these fields. Cataloguing also involves photographing all objects.

Policy 9

The information recorded in the Conrad & Gargett furniture register and in Greg Baker’s clock report should be incorporated into the assets register or, better still, a recognised museum registration system should be introduced. This is a complex operation and would require the services of a specialist.



Figure 238: Carved walnut sideboard with Rococo details, a purchased item that is too ornate for the building



Figure 239: This assortment of chairs in committee room A35 illustrates the haphazard moving of furniture



Figure 240: On this chair, the small metal plate bearing a reference number has been removed and replaced by a flimsy paper label



Figure 241: T.J. Byrnes, a fallen hero—compare this with figure 220



Figure 242: An example of pictures being displayed under intense light, resulting in fading



Figure 243: An example of costume fading under intense light

Policy 10

The Conrad & Gargett furniture register, now held only by the Parliamentary Library, should be copied so that it is more accessible to Property Services staff. Also, the Antique Furniture Photographic Registers, ca.1983, should be scanned because the photographs therein have been damaged by sticky tape.

Policy 11

The small metal plates attached to furniture in the renovations of 1981–82, indicating whether pieces are originals or reproductions, should not be removed.

4.5.3 Preventive conservation

Preventive conservation is the act of controlling the environmental factors that cause or increase the decay of artefacts. It is more cost-effective than undertaking repairs and much kinder to artefacts; moreover, original materials can never be recovered. Damage can be prevented by controlling light levels; providing stable environmental conditions (controlling temperature and humidity); providing protection from dust, insects and abrasion; and by handling objects correctly.

Throughout the building significant material is receiving inadequate care. The worst example is J.L. Watt's plaster portrait bust of Premier Byrnes, which fell off its pedestal when being moved, but fortunately the pieces have been saved. Other plaster busts of premiers by the same sculptor have been damaged by moving and abrasion and, as plaster is an unstable medium, the surfaces are cracking.

Works of art on paper, photographs and costume are fading under intense light. The recommended light level for these materials is only 50 lux and even so they should not be on permanent display. Other materials—such as objects made of metal, glass or wood—are not as susceptible to light damage and can remain on permanent display.

Generally furniture has fared better than art works however significant pieces are being damaged by being constantly moved around the building or allocated to inappropriate rooms.

Damage is also resulting from allowing rooms with significant furniture and fittings to be used or hired for public functions. Instances were observed of vases and other damaging objects being placed on significant furniture and of catering trolleys colliding with doors.

Policy 12

The location of objects throughout the building should be reviewed with regard to light exposure, including sun exposure, and general safety.

Policy 13

Staff whose duties include the handling and movement of art works and furniture should receive basic training in correct methods of handling.

Policy 14

Cleaners and caterers should be made aware of significant objects and modify their practices accordingly.

Policy 15

Where possible, significant furniture should be allocated to areas, such as the O'Donovan Library, where it will be protected from heavy usage and constant moving.

Policy 16

Such allocations of significant furniture should become the basis for disaster planning for the building's entire movable contents.

Policy 17

Significant furniture should not be moved to the Annexe or to regional sittings of Parliament.

Policy 18

The Strangers' Dining Room, which has significant furniture and fittings, should not be hired out for wedding receptions or other functions that are not associated with the primary role of the building.

Policy 19

The Legislative Council Chamber, which has significant furniture and fittings, should not be hired out for functions involving catering.

Policy 20

Ideally, the large table in the Legislative Council Chamber should not be moved for the inauguration of governors, the ceremonial openings of Parliament or other functions. It was not designed to withstand moving, consequently it is being damaged.

Policy 21

When not in use, the President's Chair should be protected by a dust cover, old photographs show that this practice used to be observed.

4.5.4 Presentation

The haphazard moving of furniture is not only damaging but also reduces its visual impact. The room allocations so carefully planned by Conrad & Gargett in the 1981-82 renovations, grouping like pieces together, has been abandoned, so that few rooms now have matching furniture and originals and reproductions are hopelessly mixed.



Figure 244: A vase of flowers on the large table of the Legislative Council Chamber, exposing the table to risk of water damage



Figure 245: The O'Donovan Library with the matching yellowwood furniture allocated in the 1981-82 renovations



Figure 246: The O'Donovan Library now has a mixed assortment of furniture



Figure 247: The furniture above has been reupholstered in discordant white vinyl

In some cases, antique furniture has been reupholstered with inappropriate materials, and chair frames have been damaged in the process.

The re-polishing of original surfaces continues to be undertaken by the Parliamentary Annexe workshop.

Items are displayed without captions explaining their relevance to Parliament House.

Framing of art works is sometimes inappropriate or obtrusive.

Policy 22

Where possible, the allocation of furniture to rooms, as detailed in Conrad & Gargett Pty Ltd Architects, Parliament House Renovations Loose Furniture Register, ca.1983, should be reinstated, particularly of chairs which are easily reinstated.

Policy 23

In general, bench seats should be used in corridors and chairs reserved for rooms.

Policy 24

Antique furniture should not be reupholstered, repaired or re-polished without professional advice.

Policy 25

All items on display, including portraits, should be accompanied by informative captions.

Policy 26

Framing of art works should be appropriate to their era and unobtrusive.

Policy 27

Loans from the Queensland Art Gallery should showcase Queensland art.

4.5.5 Storage

Significant material is being stored inadequately. The present storage in the Annexe and the external store lacks 24-hour air-conditioning and equipment needed to protect items from abrasion, dust and light damage.

Policy 28

To protect significant material, a store should be established with necessary equipment and stable environmental conditions.

4.5.6 Particular objects

Some significant objects require immediate conservation treatment. This should be undertaken by trained conservators with specialist skills and should be fully documented.



Figure 248: Paintings being stored inadequately

Treatment should not alter the appearance of objects and should respect the artist/maker's original intent.

Policy 29

The historic portrait of Gilbert Elliott should be sent to a competent paintings conservator to conserve, then placed into a frame similar to the original, as shown in the photograph of 1909, and eventually hung in its former location in or near the Speaker's Office.

Policy 30

The smashed bust of Premier Byrnes should be sent to an appropriate conservator to repair and then cast in bronze.

Policy 31

Likewise, the other plaster busts of premiers by J.L. Watts should be cast in bronze to preserve them and enable them be more readily exhibited.

Policy 32

The antique yellowwood table presently in a staff room A05 should be moved to a safer location.

Policy 33

The Black Rod and the bust of Sir Maurice O'Connell should be reinstated in the Legislative Council Chamber.

Policy 34

The Queensland coat of arms from the Annexe temporary chamber, now in room A37, should be reinstated to the chamber.



Figure 249: A valuable yellowwood table now in staff room A05

4.5.7 Expertise

It is ironic that the Old Government House next door, with almost no original contents, employs a museum curator whereas Parliament House, with extensive historical collections, has never had the services of a professional custodian. Other state parliaments and also federal parliament have professionally managed collections and some, such as Western Australia, have their collections online.

Policy 35

To better care for Parliament House's significant contents, the experience of other state parliaments should be studied.

Policy 36

Expertise in caring for cultural material already available within the Queensland Government should be utilised, especially conservation advice from the Queensland Art Gallery, the Queensland Museum, the State Library and the State Archives.

Policy 37

A curator should be appointed, along with a panel of expert advisors, to oversee the future care, documentation and interpretation of the collections; and advise on acquisitions and disposals.

Policy 38

The curator should be retained at least until significant items are documented and conserved, appropriate policies and procedures adopted, and museum-type storage provided.

Policy 39

More research should be undertaken to match significant pieces of furniture with manufacturers.

Policy 40

An outline of the contents of individual rooms should be provided to current occupants to promote better understanding of significant contents.

Policy 41

Information on contents should be incorporated into educational programs, audio guides and publications, to promote better understanding of significant contents.

Policy 42

Parliament should consider providing interactive historical displays on the entry level of the Annexe, similar to the displays recently established at Old Government House.

CHAPTER 5: CULTURAL HERITAGE SIGNIFICANCE



Figure 250: A.H. Fullwood, *Boats ply the Brisbane River in front of Parliament House*, ca. 1895

This chapter assesses the cultural heritage significance of Parliament House. ‘Cultural significance’ is a term used in the Australia ICOMOS Burra Charter, a document that outlines the philosophy of conservation practice in Australia. Although the Charter has no legislative authority, it has formed the basis of heritage legislation throughout Australia. In Queensland, the word ‘heritage’ has been added to limit the scope of the *Queensland Heritage Act 1992* to exclude places primarily of significance to Indigenous people or the natural environment, which are covered by separate legislation.

The *Queensland Heritage Act* defines cultural heritage significance as follows:

‘cultural heritage significance, of a place or feature of a place, means its aesthetic, architectural, historical, scientific, social, or other significance, to the present generation or past or future generations.’

Places such as Parliament House which are identified as significant are included in the State Heritage Register attached to the Act. Each place thus included is described by a ‘statement of cultural heritage significance’ which summarises what is important about the place using standard criteria.

The criteria used for assessing cultural heritage significance set out in the *Act* are:

- (a) *the place is important in demonstrating the evolution or pattern of Queensland's history;*
- (b) *the place demonstrates rare, uncommon or endangered aspects of Queensland's cultural heritage;*
- (c) *the place has potential to yield information that will contribute to an understanding of Queensland's history;*
- (d) *the place is important in demonstrating the principal characteristics of a particular class of cultural places;*
- (e) *the place is important because of its aesthetic significance;*
- (f) *the place is important in demonstrating a high degree of creative or technical achievement at a particular period;*
- (g) *the place has a strong or special association with a particular community or cultural group for social, cultural or spiritual reasons;*
- (h) *the place has a special association with the life or work of a particular person, group or organisation of importance in Queensland's history.*

The statement of significance in the entry in the Heritage Register for Parliament House (reproduced in appendix 7) describes the place as meeting all the above criteria except (c).

To avoid the repetition that would result from applying the criteria individually to a complex place like Parliament House, the following analysis has been organised under three headings as proposed by J.S. Kerr in his guide to the preparation of conservation plans: 'ability to demonstrate', 'associational links for which there is no surviving physical evidence' and 'formal and aesthetic qualities'.⁴⁶ This supports the Burra Charter's definition of cultural significance, which states, 'Cultural significance is embodied in the place itself, its fabric, setting, use, associations, meanings, records, related places and related objects.'

5.1 'Ability to demonstrate'

The buildings and grounds of Parliament House have been shaped by history and provide physical evidence that illuminates and supports the documentary record. In conservation practice, this is described as 'the ability to demonstrate'. It is important to identify how a place demonstrates its history so that future changes can be managed and important features preserved.

5.1.1 The high status of Parliament House

Parliament House is still Queensland's grandest public building, despite having been built at a time when Queensland was a young and struggling colony. The building's Renaissance Revival design, as used for important public buildings and grand residences of nineteenth-century Europe, provides an indication of its prestige, as does the dressed sandstone used for its outer walls.

The interior includes a number of impressive and well-proportioned spaces, such as the grand staircase, the double-height Chambers and the large Libraries. These are ornamented with high-quality plasterwork, imported cast iron balustrades and decorative glass, marble chimneypieces and ornamental joinery and fittings. All the materials are the best available of their time, including beech, cedar and yellowwood timbers; black Potoro marble for some chimneypieces; durable encaustic tiles on hall floors; and superior locks and ebony and crystal door hardware. In addition, the building contains Queensland's best collection of colonial furniture, much of this purpose-made by outstanding local craftsmen, as well as works by notable Australian artists and important symbolic objects such as the mace.

Although the building is smaller and less opulent than Melbourne's parliamentary buildings, the detailing has been executed with care and finesse, adding to the quality of the interiors. The 1860s plasterwork is delicate and crisp with varied designs, rather than being merely lavish; the chimneypieces reflect the character and importance of particular rooms; and the cast iron is graceful and restrained. The 1890s Dining Room is well proportioned with simple but robustly detailed plasterwork while the sculpture on the Alice Street arcade is not only well designed but makes inventive use of local imagery.

The status of Parliament House is also evident in its siting in central Brisbane next to the Botanic Gardens and former Government Domain and overlooking a picturesque river bend. It remains a landmark within the Government Precinct developed in lower George Street from the 1960s. The importance of Parliament House within this precinct is acknowledged by the open space in front of the Works Centre, which affords unobstructed views of the building and a visual link with the Executive Building.

5.1.2 The layout of the buildings relate to their purpose

Parliament House is Queensland's only purpose-built parliamentary building and is therefore unique in the state. Rooms are designed for their specific functions and include:

- the Legislative Chambers, laid out in accordance with the Westminster system of parliamentary debate with some original purpose-made furnishings;
- the public galleries and rooms for the press and reporters, intrinsic to the maintenance of democratic government;
- the Hansard offices and strongrooms associated with record-keeping, essential to the legislative process;
- the Libraries, also important for record-keeping as well as providing research facilities—the library collections, including the O'Donovan Collection and Queensland parliamentary publications, date back to the beginnings of the Queensland Parliament;
- the Ministers' offices and committee rooms used during parliamentary sittings;

- the permanent staff offices; and
- the refreshment rooms which have always had an important role in affording a meeting place for Members and visitors.

The relationships between the rooms and circulation patterns demonstrate how Parliament operates, in particular the carefully controlled interaction between Members, official visitors, the press and the public. Particular rooms are associated with key office-bearers in the parliamentary process, including: the Speaker and President, who occupied the grandest offices in the building; the Clerk and Premier, whose rooms are located near the Speaker and the Assembly Chamber; and the Hansard reporters and press, whose rooms are located near the Reporters' Gallery.

The site layout has symbolic and functional importance. The public facades of the nineteenth-century building are in contrast with the more private and informal courtyard and back verandahs. The planning of the Parliamentary Annexe supports this public/private demarcation with the main public entrance from Alice Street rather than through the courtyard.

5.1.3 Pattern of development from 1865

Parliament House was the new colony's second major public building, following Government House. The development of the buildings over the years reflects the evolution of Queensland's history, as demonstrated by:

- the symmetrical layout of the George Street wing, with its duplicate accommodation for the two Houses on either side of the main entrance, represents the bicameral Westminster system established in 1859 with self government;
- the Alice Street wing constructed in 1889–91 to provide accommodation for increasing numbers of Members, reflects the rapid growth of Queensland; as does the rearrangement of seating in the Legislative Assembly Chamber over the years;
- the stages of construction, as visible in the various colours of stone used in the nineteenth-century building and in the interior detail, reflect economic fluctuations of Queensland, particularly the crisis of 1866 and the boom years of the late 1880s; while the renovations of the 1980s reflect the prosperity of a century later;
- the Annexe reflects the economic strength of Queensland in the 1970s and the need for better facilities for Members;
- the symbols used throughout the buildings reflect the changing status of Queensland from a British colony to an independent Australian state, with British symbols such as royal coats of arms and portraits gradually being supplanted by Queensland symbols—the Queensland coat of arms on the Alice Street arcade is its first known representation in sculpture, appearing only four years after it was granted;

- the adoption of Indigenous symbols, such as the Wind Yarn didgeridoo and the Aboriginal flag, reflects changing attitudes to Indigenous people; and
- the modification of the building to accommodate women, including women Members, and disabled people reflects changing social attitudes.

5.1.4 *The skills of the designers, builders, artists and craftspeople*

The nineteenth-century building demonstrates the skill of the Colonial Architect's Office, which was responsible for the building's design and construction.

The contribution of the first Colonial Architect, Charles Tiffin, is outstanding, not only for his design inspired by current European models, but also for his skilful adaptation of the design to suit local climatic conditions and available resources; and his ability to realise his scheme despite overwhelming odds. Assisted by the architect Thomas Taylor, Tiffin was also responsible for the careful detailing and selection of the original fittings and furnishings, many of which survive today.

The building demonstrates the skill of the early builders, who included two men who served as Mayors of Brisbane, J. D. Heal, and John Petrie. Petrie also supplied the outstanding collection of original furniture.

The building also demonstrates the skills of others who have been involved over the years, including:

- the Colonial Architect F.D.G. Stanley who supervised construction of Tiffin's George Street arcades and probably designed the palisade fence;
- the architects H.A. Still and Charles McLay of the Colonial Architect's Office who contributed to the design of the Alice Street wing, and the architect Thomas Pye who designed some of the furniture for this wing and probably devised the sculpture;
- the architectural firms of Conrad & Gargett and Bruce Buchanan who oversaw the 1980s renovations, which represented a major restoration project of its day;
- notable artists who provided portraits and other art works for the building, including Joseph Backler, Achille Simonetti, J.L. Watts, William Dargie and Leonard and Kathleen Shillam;
- various notable local furniture-makers and suppliers; and
- the craftspeople involved in the 1980s renovations, many of whom were employed by the State Works Department, and the stonemasons who continue to work on the building.

5.1.5 Association with other notable people

The building also demonstrates the association of other notable people, including:

- Maurice O'Connell, the second President of the Legislative Council, who instigated the building and is remembered by a portrait bust;
- Lady Eliza O'Connell, the devout wife of Sir Maurice and a leading woman of her day, who selected the Biblical texts for the two stained glass windows below the grand staircase;
- William Brookes, parliamentarian and proprietor of the firm that provided hardware and fittings for the building and whose name appears on some of the hardware;
- Lewis Adolphus Bernays, the first Clerk of the Legislative Assembly from 1860 until his death in 1908, who set up parliamentary procedures and, as a keen botanist, probably influenced the gardens; he is remembered by sculptured portraits and in the naming of the Bernays Room;
- Denis O'Donovan, who served as Parliamentary Librarian from 1874 to 1901, during which time he built an outstanding collection of about 32,000 volumes; he is remembered in the naming of the O'Donovan Collection now housed in the O'Donovan Library;
- J.F. Bailey, Curator of the Botanic Gardens and a well known botanist, who was responsible for the planting of palm trees along the George Street frontage; and
- Joh Bjelke-Petersen, Queensland's longest-serving Premier, who during his term of office from 1968 to 1987 oversaw the building of the Annexe and the extensive renovations of the main building; he is remembered by painted portraits.

5.1.6 Association with notable events

Parliament House is associated with notable events in Queensland's history. These include many royal visits, which have left mementoes such as the card table bearing the Prince of Wales' crest now in the Members' Billiard Room, the chandeliers now in the Speaker's and Deputy Premier's rooms, plaques and various garden improvements.

5.1.7 The character of nineteenth-century parliamentary buildings

London's famous Palace of Westminster, erected in 1840–60, provided a model for parliamentary buildings throughout the British world, enshrining the principles of the Westminster system of government. Most important were the two debating Chambers, the House of Lords and the House of Commons, furnished with benches arranged about central spaces and presided over by the throne-like seats of the Lord Chancellor (the equivalent of the President of the Legislative Council) or the Speaker. At Westminster, the relative status of the two Houses was shown by the differing sizes and splendour of their Chambers, repeated to



Figure 251: Prince Henry, the Duke of Gloucester, at Parliament House in December 1934

a lesser degree in Queensland. The building included libraries, refreshment rooms and a smoking room, the facilities provided by the latter being equal to those of the new gentlemen's clubs being established in nearby Pall Mall.⁴⁷

Comparable buildings in Australia are:

- NSW: Parliament House was built in 1811 as a hospital and used for meetings of the Legislative Council from 1829. In 1843 a wing was added and from 1856 the newly-formed Legislative Assembly also occupied this wing. Major additions were made in 1892, resulting in the present front elevation. In 1956 a wing was added for the Legislative Council. (Register of National Estate ID 1826)
- Victoria: Parliament House was built in stages: the two chambers in 1856–57, the library in 1858–59, the Queen's Hall and vestibule in 1878–79, the west front in 1885–89, and the refreshment rooms in 1930. It is still not completed. (Register of National Estate ID 5175)
- South Australia: Old Parliament House was built in 1854 (Register of National Estate ID 6400). The present Parliament House was built near the old building in two stages, 1883–89 and 1936–37 (Register of National Estate ID 6388)
- Tasmania: Parliament House was built in 1830 as a Customs House and used by the Legislative Council from 1841. In 1856 it was altered, with the newly-formed Legislative Assembly occupying the long room and the Legislative Council its present chamber. In 1903–4 the Customs moved out and in 1938 the present Assembly Chamber was formed. The building was extended in 1940 and 1977 (www.parliament.tas.gov.au)
- ACT: Old Parliament House was built in 1927 and remained in use until 1988 when the existing building was occupied. (National Heritage List ID 105774)
- Western Australia: The Legislative Council was formed in 1870 but responsible government and the establishment of the Legislative Assembly did not occur until 1890. Parliament House dates from 1902–4 with the city façade added in 1958–64 (www.parliament.wa.gov.au)
- Northern Territory: the Legislative Council was formed in 1947 and the Legislative Assembly in 1974. Parliament House was opened in 1994.

Though the above Australian parliamentary buildings have not been studied in detail, they seem to be similar to Queensland's in the general facilities provided, the prestigious architecture, ornate interiors and prime location. However, Queensland's Parliament House is distinctive in that it is one of Australia's earliest and most complete purpose-built parliamentary buildings and the only one to provide overnight accommodation for Members. Moreover, as Queensland was the only colony to be granted immediate self government, the accommodation provided for both Houses is more clearly expressed than in some comparable buildings.

Australian parliamentary buildings were mostly Classical Revival structures, unlike their counterparts in Westminster and other British colonies such as Canada, which adopted the Gothic Revival style.

5.2 'Associational links for which there is no surviving physical evidence'

Places may be significant for their association with people or events even if these have left no tangible evidence.

5.2.1 Association with other notable people

Many other notable people have been associated with Parliament House over the years, many of whom have entries in the *Australian Dictionary of Biography*. These include:

- Robert Herbert, Queensland's first Colonial Secretary, who selected Tiffin's design and secured the finance for the building before his return to England in late 1866;
- Samuel Griffith, who served as Premier on three occasions between the years 1883 and 1893 and is also remembered as the main author of the Australian Constitution and Australia's first Chief Justice;
- Edward Barton, the pioneer electrical engineer who installed the building's earliest electrical systems in 1886 and 1892;
- Charles Arrowsmith Bernays, the son of L.A. Bernays, the Sergeant-at-Arms of the Legislative Assembly from 1908 and eventually the Clerk of Parliament until his retirement in 1932, who is remembered by his books *Queensland Politics During Sixty Years* (1919) and *Queensland—Our Seventh Political Decade, 1920-1930* (1931); and
- Fred Patterson, the Member for Bowen from 1944 to 1950, who is the only Communist ever elected to an Australian parliament.

5.2.2 Association with notable events

Over the years Parliament House has witnessed many other notable events in Queensland's history. These include such celebratory events as the investiture of governors, visits by Governors-General, visits by overseas heads of state, and State banquets and receptions. The building has also marked various milestones, such as Queen Victoria's Jubilee of 1897 when illuminations were shown and Queensland's Centenary of 1959 which produced more illuminations as well as a floral display on the footpath.

At times, Parliament House has been associated with tumultuous events. A notable instance was in October 1888, following the dismissal of Queensland's Senior Naval Officer, Captain Henry Wright. When instructed to hand over the gunboat *Gayundah*, then moored in the Brisbane River, the feisty Wright refused to do so and trained the guns on Parliament House before finally surrendering.



Figure 252: Illuminations for the Queensland Centenary, 1959

Parliament House was also associated with Brisbane's Great Strike of 1912. On 'Black Friday', 2 February, unionist Emma Miller led a contingent of women from the old Trades Hall in Turbot Street to Parliament House, braving the batons of foot and mounted police. On their return to the city the women were caught up in a riot, during which Emma Miller stuck her hatpin into the horse of the Police Commissioner, causing him to be thrown to the ground and injured. The incident is commemorated in a statue in King George Square.



Figure 254: Women unionists marching during Brisbane's General Strike of 1912



Figure 253: Members of the League of Social Justice who raided Parliament House appear in the Brisbane Police Court, 1939

Parliament House experienced perhaps its most dramatic moment on 4 August 1939 when a group of thirty-five men, all members of the League of Social Justice and carrying batons and barbed wire, forced their way into the building to raid a Labor Party Caucus meeting. This infamous incident has become known as 'The Pineapple Rebellion' because the men had earlier been mistaken for a group of benign farmers.

The building has also experienced war at its doorstep. During World War II, once hostilities extended to the Pacific region, various precautions were taken against air raids and in 1940 a meeting of the Australian War Cabinet was held in the building.

Parliament House boasts an association with a political event of world significance, for it was here in December 1899 that the world's first Labor government was formed. Though the government of Anderson Dawson was brief, lasting only a week, it attracted world attention.

This event was followed in 1922 by another radical development, when Premier Theodore abolished the Legislative Council, making Queensland one of the few places in the world to have a unicameral parliament.

5.2.3 Associations for Queenslanders generally

As Queensland's seat of government since 1868, Parliament House is the place where virtually every significant political

decision has been made over almost 150 years. As such, it is not only a powerful symbol of parliamentary democracy but also of authority. Besides hosting public celebrations, it is often a focus of public protest.

Parliament House is a familiar landmark to most Queenslanders and features in popular guidebooks and tourist memorabilia. In recent years it has become increasingly accessible to the public through guided tours, the Parliament House website and televised proceedings. In addition, it hosts regular sessions of Youth Parliament, encouraging the leaders of the future.

5.3 Formal and aesthetic qualities

5.3.1 Parliament House in its setting

Parliament House is an important visual element in its setting. The main entrance aligns with the entrance to the Botanic Gardens opposite (formerly one of the main entrances to Queen's Park) and the carriageway in the Alice Street wing aligns with William Street. The north tower marks the corner of George and Alice Streets. The form of the building is complemented by the nineteenth-century structures of the Queensland Club on Alice and George Streets and the Mansions on George Street. The adjacent Works Centre is low rise and of sympathetic modern materials. Block A, on the corner of the QUT site, is set back from Parliament House, affording views of the east tower.

The building contributes to a strong and cohesive streetscape. Large sandstone facades are uncommon in Queensland. The George and Alice Street wings were designed at different periods but are consistent in their form, materials and detail. Architectural elements like the mansard roofs, parapets, arcades and door and window detail are carried through, providing unified street elevations. The stone and cast iron palisade fence is also consistent in detail and is similar to the Botanic Gardens fence along George and Alice Streets.

The high-rise tower of the Annexe is well separated from the nineteenth-century building and the Annexe podium is low rise and set back from the Alice Street frontage.

5.3.2 Architectural intent




Figure 255: Elevation of the George Street wing, 1867

Parliament House is the major work of architect Charles Tiffin's career and the George Street wing closely follows his original intentions.

The design is best described in the *Brisbane Courier* of 15 July 1865 at the time the foundation stone was laid, possibly in Tiffin's own words:

'The style of the building will be the *renaissance*, as adopted in the Louvre and Tuilleries, but of a less ornate character, and more in keeping with the position of the colony—effect being attained more by size, proportion and the breaking up of the front and skyline, and by a two-story loggia or arcade running between the end wings and the projecting centre, also by a carriage porch of five bays corresponding with the first story of the arcade. The centre portion of building will rise three storeys, and have three circular-headed openings, with detached columns on each floor, the recessed portions behind the arcades having five windows quite plain, and the projecting end wings three windows on each floor on each side, being circular-headed on ground floor, pedimented on first floor, and segmented on the third floor, the angles of these wings having rusticated pilasters running through the three storeys with the cornices and strings breaking round them; these wings will be terminated with square mansards.'

Carrying through the Renaissance model, Tiffin placed the Legislative Chambers and the most important rooms on the first, or principal, floor. Other essentials included the Libraries, parliamentary offices and access for the public and the press, all of which were provided in accordance with his drawings and survive today with minor modifications.

The building was plain but well proportioned and important spaces were generous in size with refined detail. The ornamented stonework was simple but varied within classical conventions, which gives the facades consistency and liveliness. The pinnacles on the parapets (some of which were also chimneys) and the mansard roofs, including the great curved mansard over the main entrance, resulted in an impressive skyline, though unfortunately the pinnacles have since been removed. Tiffin also designed fleches on the roofs over the Legislative Chambers, perhaps to vent the large sunlights in the rooms below, but these were not added until later and then only over the Assembly Chamber.

The rear of the building was more modest, in keeping with the more private courtyard and no doubt limited by budget. In the original drawings even the parapets were omitted from the rear elevations, with the roof discharging to a simple eaves gutter as occurs today. Convex roofs over the rear verandahs appear to have been built straight. The refreshment room, which was not built to Tiffin's design, was also relatively modest.

The back verandahs were drawn with curved roofs but appear to have been built with straight roofs.

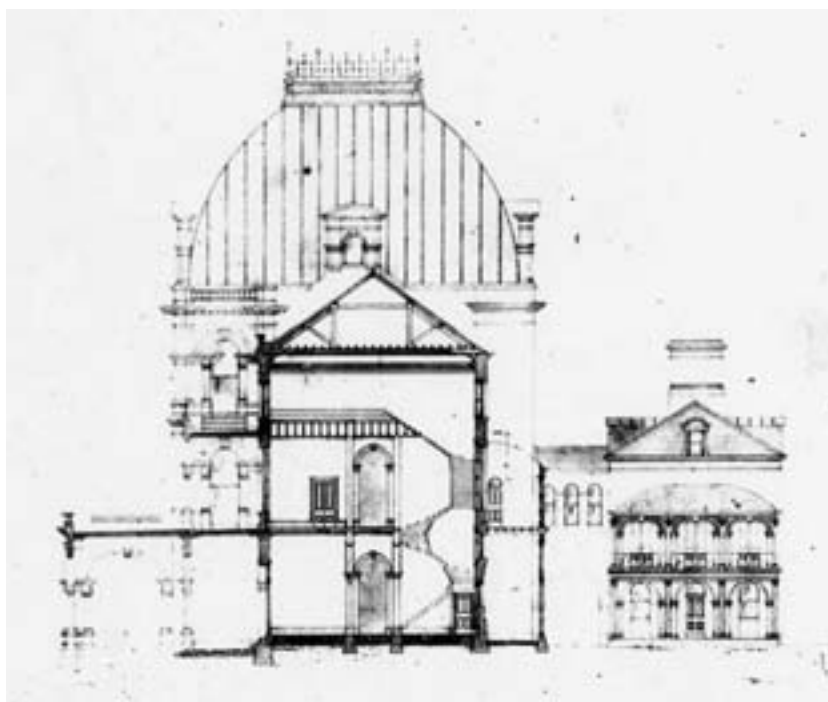


Figure 256: Section through the George Street wing, 1867. The section is taken through the public stairs to the Assembly Chamber gallery and the porte-cochere. The side of the tower over the main entrance and the elevation of the refreshment room are also shown.

The original intention of four similar wings ranged around a courtyard was not fulfilled, although the present footprints of the Alice Street wing and the Annexe reflect the original layout. The Alice Street wing incorporates arcades, unlike the original design, but continues the style of the earlier wing.

Other modifications were made to Tiffin's design with the rebuilding of the rear verandahs, the completion of the porte-cochere with incorrectly shaped elliptical archways, and changes made for the introduction of modern services.

5.3.3 *The style of Parliament House*

Parliament House is a good interpretation of the Renaissance Revival style, then fashionable in Europe. Most important are the series of pavilions (towers) topped by mansard roofs and separated by arcades 'breaking up the front' in the words of the 1865 newspaper article. The architectural historian John Summerson wrote,

“the Louvre is a wonderful example of the “play” of a classical order in controlling a very long frontage not merely without monotony but with wit and grace and aesthetic logic.”⁴⁸

On a more modest scale, Tiffin achieved a similar effect at Brisbane's Parliament House and detailed the interiors in a complementary style. Twenty years later, the style was competently carried through into the Alice Street wing.

5.3.4 *As a technical achievement*

Parliament House was an remarkable technical achievement at a time when Brisbane's building industry was only recently established and the procurement of high-quality materials, fittings and skilled tradesmen was difficult. Many materials had to be imported from the other side of the globe. The building demonstrated the best quality materials and craftsmanship available at the time.

The building also demonstrated Charles Tiffin's interest in climatic requirements in its provision of natural ventilation and sun control.

5.4 **Summary statement of significance**

The following statement of cultural heritage significance has been reproduced from the State Heritage Register with minor additions and modifications.

5.4.1 *Criterion (a) 'evolution or pattern of Queensland's history'*

Parliament House was constructed between 1865 and 1868 as the seat of Queensland's government following separation from New South Wales in 1859 and was Queensland's second major public building. It is unique as the first and only purpose-built parliamentary building in Queensland and, as the continuing seat of government, is immensely important in demonstrating the evolution of Queensland's history. At the time of construction it was the largest and most imposing building in the colony, indicating the sense of optimism felt by the Queensland Government of the time. Its nearest rival in scale and style was Government House, previously completed in 1862. It remains Queensland's grandest public building.

The layout of Parliament House demonstrates the bicameral Westminster system established in Queensland in 1859 with self government; a system which survived until the abolition of the Upper House in 1922. The additions of the Alice Street wing in the 1880s and the Annexe in the 1970s reflect the growth of Queensland and continuing prosperity.

Symbols used throughout the building reflect the changing status of Queensland from British colony to an independent Australian state.

5.4.2 *Criterion (b) 'uncommon or endangered aspects of Queensland's cultural heritage'*

Parliament House is unique as the first and only purpose-built parliamentary building in Queensland and, as the continuing seat of government, is immensely important in demonstrating the evolution of Queensland's history. It has housed Queensland's Parliament since 1868 and many rooms remain

in their original use. The first Legislative Chambers, which were part of a convict-built structure, have long been demolished.

Parliament House contains Queensland's only large collection of colonial furniture, much of this specially commissioned for parliamentary requirements, as well as rare works by local and visiting artists.

5.4.3 Criterion (d) 'demonstrating the principal characteristics of a particular class of cultural places'

Parliament House demonstrates the principal characteristics of a building of its type. The arrangement of space, both of the building as a whole and within the individual chambers is indicative of the way in which parliamentary proceedings were, and still are, conducted.

The accommodation provided within the building, especially the Legislative Chambers, the Libraries, the Members' Dining Room and the former Smoking Room, are typical of parliamentary complexes throughout the British colonies which followed the pattern set by the Palace of Westminster in London.

The circulation patterns within the site and the buildings demonstrate the carefully controlled interaction between parliamentarians, official visitors, the public and the press. Room locations, decoration and furnishings relate to hierarchies within the building.

5.4.4 Criterion (e) 'its aesthetic significance'

Parliament House is a significant landmark in the city of Brisbane, both alone and as part of an intermediate precinct at the intersection of Alice and George Streets. It also forms part of a larger Government Precinct extending from Old Government House to the Supreme Court.

The building complements other nineteenth-century buildings in the vicinity, including the Queensland Club, the Mansions, Harris Court and Old Government House. It also relates strongly to the Botanic Gardens opposite.

Parliament House is of considerable aesthetic significance for its high degree of design and craftsmanship, including exterior details and many internal features such as decorative glass; ornamental cast iron; marble chimneypieces; tessellated tiling; cedar and yellowwood joinery and ebony door furniture—all of which were of the highest quality of their time.

The George Street wing is a good example of the Renaissance Revival style popular in Paris and London at the time of construction, skilfully adapted for Queensland's climate and available resources.

The building contents include high-quality furniture purpose-made by outstanding local craftspeople as well as works by notable Australian artists.

5.4.5 Criterion (f) 'demonstrating a high degree of creative or technical achievement at a particular period'

The design and construction of a building of this scale at such an early stage in Queensland's development demonstrates a remarkable degree of creative and technical achievement.

The logistics of obtaining suitable stone and transporting it to the site and of importing many items from the other side of the globe was difficult and time consuming, especially as many items, like the papier-mâché embellishments, were fragile.

5.4.6 Criterion (g) 'a strong or special association with a particular community'

As the seat of Queensland's government and the place where virtually every significant political decision has been made over almost 150 years, Parliament House has strong associations with the people of Queensland.

Over the years the building has been associated with many significant events, including State celebrations and receptions, royal visits, political demonstrations, the investiture of governors and, in 1940, a meeting of the Australian War Cabinet. In 1899 it witnessed an event of international significance with the formation of the world's first Labor government, while the abolition of the Upper House in 1922 was also a radical departure.

5.4.7 Criterion (h) 'a special association with the life or work of a particular person group or organisation'

Parliament House has special association with the architects involved in its design and detailing, particularly Charles Tiffin, but also Thomas Taylor, F.D.G Stanley, H.A. Still, Charles McLay and Thomas Pye. The latter is thought to have designed the sculpture on the Alice Street wing and some of its furniture. The George Street wing is associated with the builders J.D. Heal and John Petrie, both of whom served as Mayors of Brisbane. Petrie also supplied the outstanding collection of original furniture.

Parliament House is the major work of Charles Tiffin's career and the George Street wing closely follows his original design. The George Street wing shows his skilful adaptation of European models to suit local climatic conditions and available resources.

The building is associated with many notable politicians, including its instigator, Maurice O'Connell, and Queensland's first Colonial Secretary, Robert Herbert, who selected Tiffin's design and secured the finance. The important contribution of

members of the parliamentary staff is also evident in the O'Donovan Collection housed in the second floor Library, which is named after Dennis O'Donovan, the Parliamentary Librarian from 1874 to 1901.

The building contents also demonstrate the work of notable local and visiting artists, including Joseph Backler, Achille Simonetti, J.L. Watts, William Dargie and Leonard and Kathleen Shillam.

5.5 The relative significance of the building components

Assessment of the relative significance of various components of a place allows a flexible approach to the management of change. The relative significance of the contents has already been assessed in chapter 4. This section concerns the relative significance of the building components.

5.5.1 The nineteenth-century building

Both the George Street wing and the Alice Street wing are of high cultural significance. The following degrees of significance have been ascribed to the various components.

Very high

Components of very high significance are those which are central to the historic use of Parliament House and its social and symbolic value. These components include:

- the George Street façade viewed from the street and from the Botanic Gardens;
- the view of the Alice Street facade from the street;
- the architecture of the building with its towers, mansard roofs, arcades and Renaissance Revival detail;
- the hierarchy of the different floor levels;
- the general character of a building made of dressed sandstone;
- evidence of site circulation and hierarchy – the main entrance from George Street and the demarcation between the public facades facing the street and the less formal facades facing the courtyard and the more private area within the courtyard;
- the general form of the stone and cast iron palisade fence defining the George and Alice Street boundaries;
- sculpture on the Alice Street façade;
- the layout of the key rooms and their relationships;
- evidence of historic circulation patterns within the building;
- interiors of the Council Chamber and Assembly Chamber, including significant furnishings identified in the room survey sheets in appendix 9;
- Library interiors on the first and second floors, including their finishes and significant furnishings identified in the room survey sheets in appendix 9; and

- The Dining Room on the first floor including significant furnishings identified in the room survey sheets in appendix 9.

Also fragments which provide the only surviving evidence of significant features including:

- remains of roof sheeting in the attic;
- early pointing of dressed stonework in the attic;
- the window in the lobby of the attic stair and its hardware;
- possible remains of the sunlight over the Legislative Council Chamber;
- the few remaining ebony door handles—for instance, on the door to the circular reporters' stairs and 1860s window lifts;
- original window latch on the servants' stairs window;
- the single remaining panel of cast iron balustrade on the back verandah of the Alice Street wing;
- ceiling roses concealed behind dropped ceilings, which may contain evidence of early paintwork;
- graining on the French doors in the first floor Library; and
- significant objects which have been removed but provide important evidence of past construction and finishes, including pinnacles, roof sheeting samples and papier-mâché samples.

High

Components of high significance include the key components of the George and Alice Street wings which are of historical value or were high quality finishes of the time. These include:

- dressed stonework;
- roof and floor framing including cast iron beams and soundproof fill between joists;
- roof detail—fleches and louvred dormers but not the present roof sheeting;
- any surviving beech flooring;
- all original cedar joinery, linings and trim;
- original timberwork relating to external blinds;
- components imported for the construction of the George Street wing—marble chimneypieces, cast iron, plaster, door and window hardware, decorative and plate glass, Minton tiles, the few remaining original kerbs to hearths;
- components which demonstrate the sequence of construction—the differing styles of chimneypieces, plasterwork and hardware used in the George and Alice Street wings, the V-jointed timber dado in the north tower ground floor;
- interiors of special rooms that are reasonably intact – the President's and Speaker's rooms, the Dining Room, the Committee Rooms at ground floor level, the Ministers' Room adjacent the Premier's Office;
- all the staircases;

- special finishes—ornamental plasterwork, graining, stained glass, chimneypieces, tessellated floor tiles, cast iron balustrades, lead nosings; and
- remaining cast iron verandah posts.

Moderate

Many reconstructions of original fabric carried out during the 1980s renovations provide the only physical evidence of what was there before and are important in providing an overall appreciation of the building.

These components are also an important record of a major refurbishment project, which resulted from a commitment to the building and its history.

Reconstructed material is considered to be of moderate significance only if it facilitates an accurate perception of an important item or space and of the quality of craftsmanship is high. Reconstructed material of moderate significance includes:

- elaborate plasterwork in its correct location;
- reconstructed timber door and window joinery, architraves, panelling and skirtings;
- high-quality graining and marbling;
- parquet floors which have been relaid in the original 1934 locations and patterns;
- the one remaining woven mesh grille to the stained glass; and
- decorative glass which is found to be post World War II.

The stonework of the porte-cochere is considered to be of moderate significance for its form and materials which are close to what was originally intended to complete the George Street facade. The stone urns with bronze festoons have some significance as contemporary additions of some artistic endeavour. The ceiling of the porte-cochere and the paving have no significance.

Little or none

Components which date to after World War II and do not add to an understanding of the history of the building are considered to have little or no significance, even though they may be sympathetic to the original fabric. Components of no significance include:

- copper roof sheeting and rainwater goods;
- rear verandah floors and concrete or concrete encased steel posts;
- reconstructed timber verandah detail and steel balustrades;
- modern tiled floor finishes to the arcades, verandahs, carriageway and porte-cochere;
- concrete mezzanine floors in the strongrooms;
- lifts, electrical and mechanical services and ductwork;



Figure 257: First floor plan showing parquetry installed in the 1980s renovations. This was similar to the original scheme.



Figure 258: Ground floor plan showing parquetry installed in the 1980s. The rooms facing the George and Alice Street arcades were not proposed as parquetry in 1934.



Figure 259: In the 1980s, fire place kerbs were scheduled to be retained in the rooms shown on the first floor plan (above) and the ground floor plan (below).

- all light fittings, including reproductions in the new Billiard Room;
- glass doors, balustrades and ramps;
- timber and glass screens across the carriageway;
- cubicles in the press room;
- kitchen (B04) and its fitout;
- all toilets and toilet fitouts;
- all dropped ceilings (shown in figure 90);
- new walls subdividing the Bernays Room and the new Billiard Room at second floor level;
- parquetry flooring and panelling in the new Billiard Room and panelling in the Bernays Room;
- parquetry flooring where none existed previously;
- modifications to the Hansard and Reporters' Gallery;
- raised platforms and handrails in the Chamber galleries;
- the wall subdividing the Premier's Reception Room;
- wallpaper finishes generally;
- all tea area fitouts;
- all office fitouts except for the shelving in the Clerk's Office and significant contents identified in the room survey sheets in appendix 9; and
- all carpets, curtains and blinds and curtain fittings and all plywood and compressed panel subfloors.

Some of these components are considered to be intrusive or to be poor interpretation by misrepresenting the history of the building. Intrusive components include:

- steel balustrades on the rear verandahs; and
- vaulted dropped ceilings.

Components which are considered to be poor interpretation of the building include:

- the lavish wall treatment in the Bernays Room and the new Billiard Room
- overscaled light fittings;
- wallpaper and dado in the former President's suite; and
- floor tiling in the carriageway.

5.6 The Annexe

The Annexe is of some significance for demonstrating the prosperity of Queensland in the 1970s. The podium is reasonably compatible with the scale, form, colour and prestige of the nineteenth-century building; however the tower block is architecturally and visually intrusive and detracts from important views to the old building from George Street, the Botanic Gardens, the courtyard and the river.

5.7 The grounds

The significance of the grounds is described in the Parliament House Gardens Management Plan, 2001. The grounds are divided into precincts, and different levels of cultural heritage significance are ascribed to each area. The precincts are as follows:

- George Street precinct (high significance);
- Courtyard precinct (high significance);
- Alice Street precinct (high significance);
- QUT boundary precinct (high significance – for continuity of plantings); and
- Annexe Terrace and Entry Forecourt (Medium significance - only edges which adjoin precincts of high cultural heritage value. The remaining areas of the precinct have low value).

The relative levels of significance ascribed to components within each precinct has been summarised below:

5.7.1 George street precinct (in front of the George street wing)

- High significance: Boundary fences, and gates
 Some trees, Leopard, Queen Palms
- Medium significance: Some trees; jacaranda
 Lawns
 Roses in west garden bed
 Garden bed on east side, azaleas
- Low significance: Flagpoles
 Driveway granite sets
 Gravel areas on frontage
 Urns on either side of porte-cochere
 Bollards at main gate
 Flood lights
- No significance: Guard house
 Electric light poles
 Hedge edging of west garden bed
 Urns between columns of porte-cochere

Courtyard precinct (the Speaker's Green)

- High significance: Open space Lawn
 Magnolia tree
 Terminal elements (pinnacles)
- Low significance: Commemorative plaque
- No significance: Expo statue

5.7.2 QUT zone (between the QUT boundary and the buildings)

- High significance: Edge plant bed
- Medium significance: Timber picket fence (now gone)
 Bitumen drive
 Tree ferns and other plants on edge plant bed

Low significance: Palms

No significance: Guard box
Security fence and gate

5.7.3 Alice Street zone (in front of the Alice street wing)

High significance: Boundary fence and gates
Various trees including Ficus benjamina, alternating Queen and Cabbage palms
Bitumen driveway
Garden beds beneath Ficus (but not plants) and from corner gates to Ficus

Medium significance: Porphyry wall with concrete upstand in front

Low significance: Flag poles
Gravel edge along building
Concrete and brick garden wall from line of colonnade to gates

No significance: Bollards at gates
Urns

5.7.4 Annexe Terrace and Entry forecourt (in front of and immediately around the Annexe)

High significance: Boundary fence and gates (used existing materials)

Medium significance: Entrance gates

Low significance: Providore's lawn
Hedge along forecourt, lawn edge
Syzygium moorei
Silky oaks

No significance: Rose garden
Palms at corner
Concrete planters on terrace

5.7.5 Domain Lane (along the Domain Lane and below the Annexe gardens)

Medium significance: Planting on freeway side of lane
Jacarandas and Ficus with shrub understorey
Planting on house side of lane at service entry

Low significance: Planting on house side of lane above wall

No significance: Boundary fence and guard house

CHAPTER 6: EXTERNAL FACTORS

This chapter summarises issues which affect the management of Parliament House today and which may have implications for the future. Some of these issues may conflict with the need to conserve the cultural heritage significance of the place and must be taken into consideration in developing conservation policies. Some issues provide opportunities for ongoing conservation and interpretation.

6.1 The existing use of Parliament House

The current activities that are performed within Parliament House are essentially the same as those when the building was first built, although the accommodation is now supplemented by the vastly larger Annexe.

The activities can be roughly divided into the following categories:

- Parliamentary sittings and debate which require use of the Assembly Chamber, by Members, and access to galleries by the Public, and Press.
- Accommodation for Ministers attending Parliamentary sittings and their staff comprising offices and meeting rooms. Nowadays bedrooms are provided in the Annexe.
- Accommodation for meetings of special estimates committees in the old Legislative Council Chamber.
- Support facilities for all Members and Former Members, in particular meeting rooms, reference libraries and refreshment areas. More extensive facilities including research assistance are provided in the Annexe.
- Offices for permanent staff of the Parliamentary Service in particular the Clerk of Parliament, deputies and Chamber support staff including offices for Hansard staff who record sessions of Parliament.
- Support facilities for permanent staff including storage areas for tabled documents and records.
- Supporting utility areas – toilets, tea rooms, cleaners' rooms, plant rooms, security areas and storage.

The requirement for accommodation has grown with the growth of the State. Over time increased space was provided with the construction of the Alice Street wing in 1891 and additional offices which became vacant when the Legislative Council was abolished in 1922. In 1979 considerable additional accommodation was provided when the Annexe opened but there is still a high demand within the original building.

Some functions have to be located close to the Assembly Chamber, such as Hansard Reporters and the Table office for functional reasons. Other activities like print media reporting have strong ceremonial or historical associations with the old

Parliament building and it could be regarded as inappropriate to accommodate them with in the Annexe.

Strong hierarchies are maintained as a result of the formal and ceremonial aspects of the various roles and it is not always possible for a facility to be shared.

The use of the Assembly Chamber and the offices requires considerable technical infrastructure, particularly communications. This is made more difficult by the requirement for privacy and security. In addition, Ministers, the Opposition leadership and their staff make use of a different IT network from backbench members and Parliamentary Service staff.

Events held in and around the building require catering and other support services. Some events are integral to the workings of Parliament whilst some are regarded as a part of the community engagement programs.

One of the most important community engagement programs is the operation of a variety of school tours which are delivered by Parliamentary Attendants, with the assistance of the community engagement service within the Parliamentary Service. Public tours are also conducted supported by associated facilities like a gift/souvenir shop.

For the year 2008-2009 Parliament recorded the following visitation:

- 638 school tours totalling 17,193 students
- 1,327 public tours totalling 7,889 visitors
- 839 catered functions totalling 51,845 people (includes Annexe)
- 97 community engagement activities totalling 3,371 attendees

Over 76,000 visitors were scanned by the security system.

Extra activities vary over time and with the philosophies of the different Speakers. For instance in the past the Legislative Council Chamber was used for musical concerts and the Members Dining Room is still used for occasional social functions. Film crews sometimes use the building as a set. There are probably more activities within the Queensland Parliamentary precinct than there are in Parliamentary buildings in other States because the Queensland Parliamentary Service functions 7 days a week due to the provision of overnight accommodation in the Annexe.

6.1.1 Management responsibilities and staffing

The key office holders who determine management policy for the Parliament and the Parliamentary Service are- the Speaker of the Legislative Assembly, who has overall control of the Parliamentary Service, and the Clerk of Parliament who is the

Chief Executive Officer of the Parliamentary Service. The Clerk assists the Speaker and is a permanent employee of Parliament. Both the Speaker and the Clerk are assisted by deputies and a number of other officers acting in both ceremonial and administrative functions.

Property Services (a service area within the Parliamentary Service) is responsible for the day to day management of the building and its ongoing care. Property Services engages a number of maintenance staff (through the Department of Public Works) who have workshops on-site. Property Services also cares for the contents of the building and manage the cleaners.

At present there is no-one on staff within Property Services who has specific qualifications in managing significant contents although all Property Services staff take a strong interest in the history of the building.

Parliamentary Catering Services are based in the Annexe but are responsible for catering in the original building and for functions. The core members of the catering staff are permanent employees of the Parliamentary Service but casual staff are employed when required.

Parliamentary Attendants, under the control of the Manager, Security and Attendants, manage tours.

Although there is a general understanding that the original building is of special value, this is informal and does not necessarily translate into day to day practices for care. The most obvious problems evident from an inspection of the building are:

- A lack of understanding about the importance of the furniture and in particular the difference between the original and reproduction material and the special needs of irreplaceable items.
- Damage caused by moving objects around the building.
- Damage caused by trolleys, particularly catering trolleys.
- Lack of supervision and guidance to protect the building during events.

6.1.2 The division of accommodation between the original building and the Annexe

Most of the original building is now given over to the activities associated with Parliamentary sittings and Ministers' accommodation. The Speaker still occupies his original suite at first floor level. The Clerk occupies the offices at first floor level in the Alice Street wing, which were allocated to him at the time this wing was constructed. There are also some permanent staff, some Hansard staff and some offices for the public press in the Alice Street wing at second floor level.

The kitchens and day to day cafeteria service has been moved to the Annexe, likewise Ministers' bedrooms. The Library operates from the Annexe although significant collections are still held in the original libraries at first and second floor level. Most organisational services, including Financial, Human Resource, Information Technology and Property Services operate from the Annexe. Public entry is usually from the Annexe and there is parking provided in the basement of the Annexe. Television media also occupy space in the Annexe.

6.1.3 Management issues

Most of the present difficulties in providing accommodation in the original building are associated with:

- The small size of some Ministers' rooms which cannot comfortably accommodate support staff and meetings.
- The variation in the standard of furniture for Ministers.
- Access to some services which does not disrupt the occupants of ministerial rooms.
- Lack of storage.
- Management of social after hours events.

6.2 Future needs

The Parliamentary Service have identified requirements which may impact on the building in the future: These can be summarised as:

- Accommodating increasing numbers of Ministers and maintaining a satisfactory balance in the numbers of Ministers' offices and meeting rooms.
- Providing adequately sized Ministers' rooms.
- Providing for and managing increased access by the community especially school groups.
- Providing for and managing increased access by pupils of an older age group.
- Ensuring safe access to the building given the constraints on bus parking and space for disembarking passengers and security requirements.
- Providing maintenance access in particular to the roof space with regard both to safety and replacing larger items of equipment and plant.
- Providing disability access to the O'Donovan Library.

6.3 Legal constraints

This subsection describes the system of development approval with specific reference to development at Parliament House. As the development control provisions of the Queensland Heritage Act 1992 (QH Act) have been 'rolled into' the Sustainable Planning Act 2009 (SPA), both the QH Act and SPA are referenced.

The *Sustainable Planning Act 2009* was passed by Parliament on 16 September 2009. This new legislation is intended to:

- shift the focus from planning process to delivering sustainable outcomes
- reduce complexity through standardisation
- adopt a risk management approach to development assessment
- introduce a broader range of opportunities for people to reach agreement and resolve disputes
- provide improved opportunities for the community to understand and participate in the planning system.

The procedures and responsibilities for complying with heritage provisions of the Act remain very similar to those previously proscribed by IPA.

Parliament House is held in freehold by the Queensland Government (represented by the Department of Premier and Cabinet). The site is not designated for community infrastructure under the Integrated Planning Act 1997.

Parliament House (File no. 600069) is entered in the register established under the QH Act and as a consequence development is regulated to avoid or minimise the loss of cultural heritage significance associated with inappropriate development. The described area of land in the heritage register entry is Lot 414 SL8740. The whole of the lot is subject to the provisions of the QH Act including all structures, significant contents, planting, landscape features and boundary fencing.

Development on a Queensland heritage place is regulated under the QH Act as it has the potential to diminish or destroy the cultural heritage significance of the place.

6.3.1 Definition of development for administering the Queensland Heritage Act 1992

The definition of development is inclusive and includes almost all works that could conceivably be undertaken at a heritage place, from maintenance and minor works through to demolition. SPA Ch.1 Pt.3 Div.2 item 7 defines “development” as any of the following:

- (a) carrying out building work;
- (b) carrying out plumbing or drainage work;
- (c) carrying out operational work;
- (d) reconfiguring a lot;
- (e) making a material change of use of premises.

Each of the terms used in this definition are further defined in SPA Ch.1, Pt.3, Div.3, item 10, which should be consulted for more information. It is important to note here that the definition of “building work” is extended for administering IDAS under the QH Act to include:

- (a) altering, repairing, maintaining or moving a built, natural or landscape feature on the place;
- (b) excavating, filling or other disturbances to land that damage, expose, or move archaeological artefacts, as defined under that Act, on the place;
- (c) altering, repairing or removing artefacts on the place that contribute to its cultural heritage significance, including, for example, furniture and fittings;
- (d) altering, repairing or removing building finishes that contribute to the place's cultural heritage significance, including, for example, paint, wallpaper and plaster.

The definition of Building work, for administering IDAS under the *Queensland Heritage Act 1992*, does not include development for which an exemption certificate has been issued under that Act.

6.3.2 Legislation as applied to contents

Although the development provisions triggered by 'building work' apply to all built, natural or landscape features within the heritage place, whether or not they are significant, clause (c) limits the definition of development to contents 'that contribute to cultural heritage significance'. This means that it is not necessary to make an application to alter or remove contents which are not of cultural heritage significance.

This is supported by the definition of 'building' in the Schedule to the Act which 'includes furniture, fittings and other artefacts—
(a) associated with the building; and
(b) that contribute to the building's cultural heritage significance.'

6.3.3 Other legislation

There is generally no requirement to upgrade the building to meet the provisions of the Building Code of Australia unless a change of use or major alterations occur. Exempt development under the *Building Act 1975* is detailed in Schedule 1 of the *Building Regulation 2006*.

Some Commonwealth legislation is also relevant, including the *Disability Discrimination Act 1992* (Cth). Where compliance with this act requires changes that are within the definition of 'development' in Queensland, relevant State approvals are still required.

The asbestos management code and the *Workplace Health and Safety Regulation 1997* require that owners of workplaces keep an accurate register of asbestos-containing materials.

6.4 Legislative compliance

This section provides information to assist the Parliamentary Service to undertake development at Parliament House in

conformance with the QH Act and SPA, and is current to December 2009 following commencement of the *Queensland Heritage Act 1992* (reprint 4B to 23 February 2008) and the *Queensland Heritage Regulation 2003* (reprint 3C to 12 December 2008). Triggers for development applications are scheduled in the *Sustainable Planning Regulation 2009* (SPR).

The processes are summarised in the following table.

<i>Proposed development</i>	<i>SPA requirement</i>	<i>QH Act requirement</i>
Material change of use Change in intensity of use Reconfiguring a lot in certain circumstances	Assessable by local government SPR Sch 3, Part 1, Table 2	Section 71 and Code for IDAS in QH Regulation schedule 2
Reconfiguring a lot within a government use	Self-assessable SPR Sch 3, Part 1, Table 3(f)	Exemption Certificate or s 71
Various aspects of development	Exempt, SPR Sch 3, Part 1, Table 5, 2(c)	Exemption certificate or s 71
Building work, other than work for which an exemption certificate has been issued	Self-assessable against local planning scheme SPR Sch 3, Part 1, Table 5, 3(a) and Part 2, Table 1, (1)	Exemption certificate or s 71

6.4.1 Development by the State (Section 71)

The QH Act s 71 sets out a process for assessing development by the State in a Queensland heritage place, which provides for the Minister proposing the development to make the final decision. The process is independent of any assessment by local government (that is outside the IDAS process).

The Minister with responsibility for Parliament House is the Premier, as the Minister responsible for administration of the *Parliamentary Service Act 1988* and the *Parliament of Queensland Act 2001*.

Section 71 sets out the following steps for development initiated by the Minister:

1. A report on the proposed development containing details set out in QH Regulation s 4 is given to the Queensland Heritage Council (QHC) by the Director-General of Premier and Cabinet. In practice this report is attached to the application forms available on the DERM website www.derm.qld.gov.au under Ecoaccess/Cultural Heritage/applications.

2. The QHC may publicly notify the proposed development if satisfied the development would substantially affect the cultural heritage significance of the place. If the development is publicly notified, the QHC takes submissions from the public.
3. The QHC must consider the report (and any submissions) and recommend to the Premier; that the development be carried out; carried out subject to conditions; or not carried out.
4. The Premier must consider the recommendation and decide whether to accept or reject it. In practice a copy of the Heritage Council recommendation is sent by DERM to the Director General of Premier and Cabinet, which enables the Department to prepare a Ministerial Submission to seek the Premier's decision.
5. If the proposed development was publicly notified by the QHC, the Premier must give public notice of the decision a reasonable time before the development starts.

The Director-General of Premier and Cabinet may delegate authority to another person to submit the reports mentioned in step one and to act as the building 'owner'. The delegation must be recorded with DERM. The delegate is then also responsible for assisting the Premier to complete the requirements of the QH Act described in steps four and five.

The report for the QHC should be prepared as part of the documentation for any proposed development at Parliament House. This is commonly prepared by internal or external consultants, and can be conveniently combined with a brief for a heritage professional to provide advice on the form and extent of any development and to interpret the conservation plan.

6.4.2 Exemption certificates (Section 74)

The QH Act s 74 establishes a second process for development by the State in a Queensland heritage place through the issue of exemption certificates by the Director-General of the Department of Environment and Resource Management. This is intended to simplify approval for development which will not have a detrimental impact on the heritage place.

Development described in an exemption certificate may be undertaken on a Queensland heritage place with no further notification or approval with regard to the QH Act provided that it complies with any conditions forming part of the exemption certificate and is undertaken within the currency of the certificate. Holding an exemption certificate makes various aspects of development under SPA (SPR Sch. 3, Pt. 1, Table 5

item 2(a)) exempt development, and excludes certified work from the definition of 'building work'. The Act provides for exemption certificates to be issued without application, which are termed "general exemption certificates".

A proposed development may be covered by a general exemption certificate or an existing exemption certificate issued for this site. All general exemption certificates are posted on the DERM website. Building owners and site managers should visit the website and become familiar with range of development permitted by general exemption certificates and the conditions which apply.

Applications for exemption certificates must be in the approved form and contain information described in the QH Act. Applications for exemption certificates at Parliament House should be signed by the Clerk of Parliament, or a person with the appropriate delegation from the Clerk of Parliament under the *Parliamentary Service Act 1998*.

As exemption certificates can cover many routine and minor works for an extended period of time, they facilitate the effective management of Queensland heritage places by making it easier and quicker to comply with the QH Act. Chapter 8 of this document provides detailed and specific information for the use of exemption certificates at Parliament House.

6.4.3 *Emergency work*

The QH Act and SPA make provision for development on a Queensland heritage place to be undertaken in case of an emergency endangering the life or health of a person; or the structural safety of a building, termed "emergency building work", to be undertaken without approval under s 71 or for which an exemption certificate is not held. SPA s 4.3.6B requires a person undertaking emergency building work to:

- Before starting the work and if practicable, to obtain the advice of a registered professional engineer about the work, and;
- Take all reasonable steps to ensure the work is reversible or if not reversible to limit the impact of the work on the cultural heritage significance of the place;
- As soon as possible after starting the work, to obtain development approval that would be otherwise be required for the work and give the Director-General of Department of Environment and Resource Management written notice of the work.

In the case of any emergency at Parliamentary Service officers should seek advice from the Principal Heritage Officer, Cultural Heritage Branch, DERM as soon as possible if an emergency situation arises at Parliament House.

6.5 The heritage registered boundary

The heritage boundary of Parliament House covers the whole of the allotment. As a result the whole of the area and the structures on it are subject to the development provisions of the Queensland Heritage Act even though not all the components of the site are mentioned in the entry in the Heritage Register.



Figure 260: Heritage boundary from the entry in the Register 600069

Parts of the site which are not significant can be managed in two ways:

- Applying for an exemption certificate to exclude these areas of the site from the requirement to make applications for certain works. For instance any work to the interior of the Annexe building could be excluded.
- Reducing the size of the land within the heritage boundary. This process requires an application to the Queensland Heritage Council and a public advertisement. It does not require that the site be formerly subdivided.

6.5.1 Reducing the size of the heritage boundary

When the size of the land within a heritage boundary has been reduced, the onus is on the applicant to show that that part which will be excluded is not of cultural heritage significance. It is customary to include the portion of the setting that contributes to the significance of the place within the area that remains on the Register so that significant landscaping, views and routes are protected.

If the Annexe were to be excluded from the Register there would be a requirement, technically, to make an application to move significant contents from the original building to the annexe.

6.5.2 The Brisbane City Council Local Heritage Register

Parliament House (Lot 414 SL8740) is entered in the Local Heritage Register for Brisbane City Council and is a 'local heritage place' under the *Queensland Heritage Act 1992*.

This means that material change of use, change in intensity of use and in some cases reconfiguring the lot would require assessment by local government under the Sustainable Planning Act. Assessment would be made against provisions of the Town Plan.

If the heritage boundary determined under the Queensland Heritage Act was to be reduced to exclude the land on which the Annexe stands, the excluded part of the site would still be subject to the development provisions which apply to a Local Heritage Place and would be assessable by the Brisbane City Council.

6.6 Building Code Compliance

A report by Project Services on Building Code Compliance Assessment of Parliament House (2009) contains the following recommendations for the nineteenth-century building:

- key recommendation 1: give priority to addressing a critical lack of fire protection of the building and its contents, safety of occupants and for assisting operations of the attending fire service;
- key recommendation 2: review, enhance and continue to practice evacuation procedures; and
- key recommendation 3: review and enhance initial fire-fighting capacity for maintenance personnel and other measures as may be deemed necessary.

These matters will need to be addressed to protect the occupants of the building, firefighters and the building and its contents. Improved practices for fire management, which are non-invasive are already in hand but further strategies will need to be developed. Some solutions would have considerable impact on the significance of the place but it should be possible to develop safe and appropriate alternatives which have minimal impact.

The Annexe was also assessed in the compliance report and recommendations were made with regard to smoke venting, fire rated walls, egress and the provision of toilets.

These matters are not likely to impact on the cultural heritage significance of the place.

6.7 Environmental sustainable design

Project Services' report: 'Strategic Asset Management Plan Environmental Sustainable Design Stage 2' dated 27th November 2009 analysed the environmental performance of

Parliament House using the Green Building Council of Australia's 'Office Existing Building' tool. However it was noted that the tool was limited in its application to buildings of such diverse use.

The nineteenth-century building and the Annexe were considered together because they share services. The study found 'on the whole, the complex seems to be tracking very well in regards to ESD initiatives' and identified some areas of possible improvement.

Possible improvements included a number of management and maintenance issues which are not likely to impact on the cultural heritage significance of the place. However the following matters could have some impact on significant fabric in future:

- If improvements to the air conditioning system are considered, the possible locations of ducts and grilles are limited by the historic fabric (identified as medium priority);
- Natural daylight is limited by lack of windows to internal corridors and 'the dark timber finish' in offices (identified as a low priority); and
- Changes to electric light systems could improve efficiency (identified as low priority)

CHAPTER 7: CONSERVATION POLICIES



Figure 261: Parliament House, October 1926

This chapter recommends policies that should be adopted to conserve Parliament House.

The first sections contain general policies providing a framework for conservation, followed by management policies which include policies regarding the heritage listing boundary and the presentation of Parliament House to the public.

The next sections contain policies for the complex in its setting, retaining the layout of the nineteenth-century building and the management of building components based on their relative significance as assessed in chapter 5.

The principal conservation actions defined by the Burra Charter are then discussed; that is, repair and maintenance, restoration and reconstruction and finally adaptation. These sections include policies on managing alterations to Parliament House and possible extensions to the Annexe. The policies are then applied to significant rooms.

Finally, the chapter contains policies from the Gardens Management Plan, which have already been adopted.

Policies for the building contents have been covered in chapter 4 of this report.

7.1 General policies

7.1.1 Parliament House has high cultural significance and should be conserved in accordance with nationally accepted guidelines.

It is recommended that the principles set down in the Burra Charter be followed in conserving Parliament House. This requires that the cultural significance of the place should be the basis for future planning and work. People occupying the buildings, Members, staff, consultants, tradespeople and maintenance workers should be advised that special practices apply to Parliament House which may be different from those commonly adopted elsewhere.

7.1.2 Parliament House should remain in its existing use.

Parliament House has been the home of Queensland's Parliament for more than 140 years. Future planning for the parliamentary complex should be based on Parliament continuing to operate on this site for the foreseeable future.

7.1.3 The nineteenth-century building should remain as the official focus of the site with the Annexe providing support accommodation.

Sittings of the Legislative Assembly and formal entry to Parliament House have always occurred in the George Street wing, with the Alice Street wing accommodating key offices and Members' facilities. This arrangement should continue.

7.1.4 The Annexe may be managed in accordance with modern building practices to provide essential accommodation for the complex within the current envelope of the building.

The Annexe has a high functional value as it provides accommodation for the day-to-day operation of the parliamentary complex, allowing the nineteenth-century building to retain its original use.

The Annexe has been assessed as being of low cultural heritage significance. Future modifications to the interior of the Annexe will not impact on the cultural heritage significance of the place and should be permitted. The Annexe should continue to provide essential accommodation for the complex within its current envelope. Possible extensions to the Annexe are dealt with in more detail in policy 7.12.3.

7.1.5 The site of the Parliamentary complex is constrained and plans should be made for the possibility of future expansion.

The land bound by Alice, William and Margaret Streets and the Riverside Expressway is valuable as vacant land adjacent to the Parliamentary complex. Reservation of this land would not preclude continuing the current use for a car park in the interim.

7.1.6 Satisfy the requirements of legislation.

Future maintenance, building work and use of Parliament House must satisfy the provisions of the *Queensland Heritage Act 1992* and other relevant legislation.

7.1.7 This conservation plan should be assessed for review after 5 years.

Conservation plans generally have a currency of five to ten years. After five years this plan should be assessed to determine whether a review is necessary.

7.2 Management

The way Parliament House is managed on a day-to-day basis is critical to maintaining the cultural significance of the complex in the long term.

Good management is the best way to minimise wear and tear and to control the accumulative impact of alterations over time.

7.2.1 The responsibility of property managers to care for Parliament House in ways that recognise its significance should be formally acknowledged.

The Property Services section of the Parliamentary Service is responsible for the management of Parliament House and its contents. The present managers are committed to the heritage values of the place, as can be seen in their considered approach to caring for the building while satisfying the requirements of use; however this has not always been the case.

It is recommended that the requirement to care for the historic building, its grounds and its contents in an informed way should be formalised in relevant job descriptions and in future staff training.

7.2.2 All building users should be aware of the significance of the place and limits on activities that might cause damage.

It is generally accepted that today's generations have a responsibility to conserve cultural resources for future generations. If historic buildings or furniture are damaged, the damaged fabric can be reproduced but reproductions have little value compared with the original.

Parliament House is Queensland's most significant public building. While extensive replacement of fabric occurred in the 1980s, much original fabric remains and should be a priority for future care.

Unnecessary damage has been caused to the interiors of the nineteenth-century building by careless or uninformed activities. In future all occupants and users should be informed about the significance of the building and its furnishings, for instance by providing orientation packages.

Observations during the recent building survey suggest that activities most likely to cause damage are:

- maintenance work to services not supervised by the Parliamentary Service, especially IT services carried out by external contractors;
- catering where damage is caused by trolleys or the placing of damaging objects on significant furniture; and
- events where casual use is involved or rooms are overcrowded.

7.2.3 Casual use of Parliament House as a function centre is not recommended.

Parliament House managers have the difficult task of responding to reasonable demands for the use of the building while guarding against uses which could damage either the building or its contents.

Traditionally, public use of Parliament House was carefully controlled because of the symbolic and ceremonial importance of the building. Use of Parliament House as a function centre for casual events is considered to be a poor value use of the building and inappropriate to its symbolic values.

The option of accommodating casual events in the Annexe should be further explored.

7.2.4 The nineteenth-century building has a maximum capacity that should not be exceeded.

Over time the numbers of Members and Ministerial staff have increased and some rooms of the nineteenth-century building have become overcrowded.

When historic buildings are crowded there is a higher risk of damage to significant fabric, especially furnishings. This is caused by abrasion and by increased demands for minor alterations to make things fit. Often changes are incremental.

It is important for the accommodation provided to be reviewed on a regular basis and if necessary, some functions or offices should be moved from the building.

Some offices were never intended for permanent use and do not provide equivalent accommodation to permanent offices. If temporary offices are converted to permanent use, potential impact on significant fabric should be considered.

7.2.5 Expert advice should be sought where necessary to conserve significant fabric in conjunction with developing in-house skills.

Expert advice is available regarding the conservation and management of significant buildings, objects and gardens. The Parliamentary Service already seeks advice in some matters and this practice should continue. Advice on the furniture and other significant contents should be included.

In-house skills could be developed in a number of ways. For instance summer schools at Canberra University provide general training for managers of historic places. The engagement of staff with special expertise might also occur.

The engagement of a suitably qualified curator should be considered, at least in the short term, to set in place systems for the appropriate care and documentation of the building contents. However, curators have responsibilities beyond collection care. They also carry out research into the collection to interpret it and make it accessible to the public through displays, publications, online programs, etc.

A curator could also act as mentor to in-house staff and facilitate the engagement of other experts as required; for instance, specialist conservators.

7.2.6 Records concerning the historic building should be retained in an archive and consulted when planning future works, together with this conservation plan.

Although this conservation plan contains general information, further material has been provided by the consultants. This should be retained by the Parliamentary Library as a building archive and developed as further material becomes available.

It is important that this archive should be consulted along with the conservation plan when making decisions.

The archive includes the collection of record photographs taken by the Public Works in 1979 before the extensive renovations were undertaken. This collection is particularly valuable as it covers the building exterior and most of the interiors.



Figure 262: Legislative Council Chamber galleries showing the arrangement before the 1980s renovations, an example of the valuable record photographs taken in 1979

7.2.7 A disaster management plan should be prepared that can be integrated with existing arrangements and which takes special note of cultural heritage requirements.

Disaster management plans for historic buildings with significant contents are important management tools. There are a number of people in Australia with expertise in developing plans for historic buildings and collections.

Although the safety of people should always be the first priority, there are many ways in which damage to significant building fabric and contents can be minimised. Typically, a disaster management plan for a historic place covers managing risk, disaster preparedness, the response in case of a disaster and the approach to recovery and salvage.

Disasters might range from a major disaster like fire, to localised disasters like water leaks. Immediate action after the disaster can minimise long-term damage; for instance, freezing of water-damaged items to delay mould growth or simply collecting together parts of damaged objects which may not appear to be recoverable.

The internet <http://cool.conservation-us.org/bytopic/disasters/> offers a background to disaster planning for cultural heritage.

7.2.8 *Improve provision for fire protection at Parliament House, particularly in the nineteenth-century wings.*

Fire protection in the George and Alice Street wings should be improved with the following objectives:

- protecting occupants and visitors to Parliament House;
- protecting the cultural heritage significance of the place including valuable contents;
- protecting fire fighters in case of fire; and
- minimising adverse impact on the cultural heritage significance of the place.

As the age, significance and unique characteristics of Parliament House preclude direct application of standard solutions that are 'deemed to comply' with current legislation, the team devising appropriate improvements should include a fire engineer with experience in heritage buildings as well as a heritage consultant.

7.3 **Entry in the Heritage Register**

When a place is entered in the State Heritage Register, the development provisions of the *Queensland Heritage Act* apply to all the land within the heritage boundary. At present, the heritage boundary of the entry for Parliament House includes the Annexe; this means that any alteration to the Annexe requires an application to be made under the development provisions of the Act unless the proposed work is covered by an exemption certificate.

To avoid such applications, it would be possible either to apply to the Heritage Council to reduce the heritage boundary to exclude the Annexe or to apply for an exemption certificate for works to the Annexe. The process has been explained in more detail in chapter 6 of this report.

7.3.1 *The boundary described by the entry in the Heritage Register should remain as existing but an exemption certificate should be sought for works to the Annexe.*

Although the Annexe is of low cultural heritage significance, it stands on land which has always been part of the parliamentary complex's history. It is possible that the Heritage Council would not agree to reducing the boundary to exclude the Annexe. Even if the Annexe were to be removed from the state heritage entry, the area removed would still remain subject to the heritage development provisions of the Brisbane City Plan.

Hence it is recommended that the Annexe be retained within the state heritage boundary and an exemption certificate be sought from the Department of Environment and Resource Management. This certificate might provide standing approval for most building work to the interior of the Annexe and for minor work to its exterior and immediate landscape.

Exemption certificates are covered in more detail in chapter 8 of this report.

7.4 Interpretation

The Burra Charter defines interpretation as 'all the ways of presenting the cultural significance of a place'.

7.4.1 Parliament House should be interpreted to the public.

The history and significance of Parliament House provide a rich resource for the instruction and enjoyment of the public, however information should be accurate and up-to-date.

The existing schools programs and guided tours are important and should continue, but these should be supplemented by programs for older students who can engage in more complex issues. In addition, specialist tours for adult audiences should be considered, including audio guides addressing particular aspects of the building and its contents.

Consideration should be given to providing interactive historical displays on the entry level of the Annexe, similar to the displays recently established at Old Government House.

The Parliamentary website could be developed to offer more information on the building and its contents. The internet can provide wide public access to the building and its contents without subjecting these to damage. It can also offer valuable information for scholars, reduce potential reference enquiries and inform would-be donors of collecting policies.

7.4.2 On site interpretation should be non-invasive and unobtrusive.

Interpretative devices, like signage, should be installed in ways that are completely reversible. They should be consistent in design and content and also unobtrusive.

7.4.3 Ongoing research programs should be encouraged.

Parliament House, its collections and associated documentary records provide a rich resource for scholars.

Ongoing research should be encouraged, especially research to incorporate into future public programs to promote better understanding of Parliament House and its significance.

Research could be encouraged in a number of ways, ranging from commissions for specific commissions to providing access to bona fides scholars to relevant information and artefacts.

It is regrettable that the valuable old records of the parliamentary clerks and the Parliamentary Buildings Committee were not available to the authors of this study

because they are presently inaccessible. It is recommended that these records be located and listed and, if no longer required for reference, be transferred to the Queensland State Archives where their safety and accessibility would be ensured. If not transferred, these records should be stored in the strongrooms or Parliamentary Library and the advice of a paper conservator should be sought on their future preservation.

Other research priorities might include:

- a social and political history of Parliament House, to complement the history of the development of the buildings contained in this report;
- research on all the decorative glass and its various possible replacements; and
- further research on the contents using records held by the Queensland State Archives, particularly to identify the makers of significant furniture postdating the Petrie furniture.

7.4.4 Existing painted decorative schemes and floor finishes should be reviewed and adjustments made to improve the interpretation of the nineteenth-century building.

None of the existing painted decorative schemes, carpet or window hangings are original, with the exception of some remnants of graining, yet the decorative schemes are a major factor people's perception of the interiors. Maintenance painting to match existing colours is acceptable; however there may be better ways of interpreting the building.

The rationale for the existing schemes should be reviewed, together with the evidence on which they were based. The impact of subtle changes in finish should be assessed, for instance, the effect of changing from matt distemper and flatted finishes to the harsher finish of modern paint.

An overall approach should then be decided – for instance, should some 1860s schemes be reinstated when the Alice Street wing can be interpreted only as 1889 or later? How should the confusing evidence of original graining be addressed? Should painted finishes stripped in the 1960s, for instance joinery in the Speaker's room, be reinstated? Should reconstruction of historic colour schemes be limited to public rooms like the Chambers, halls and corridors, Libraries and Refreshment Rooms, while offices are painted in a modern sympathetic scheme?

A strategy should then be developed for a more subtle recreation of the interiors, with a clearer indication of what is based on historical evidence and what is conjectural while acknowledging the craftsmanship of the 1980s renovations.

7.5 Treatment of the parliamentary complex in its setting

This section and following sections cover the recommended treatment of individual built components of Parliament House based on their relative significance assessed in chapter 5.

7.5.1 Protect significant views of Parliament House.

Parliament House is important for its symbolic and aesthetic values, and views of the building and its setting are critical to maintaining its public face.

Liaison with other organisations, particularly the Brisbane City Council, the Department of Public Works and the QUT, will be necessary to protect views from outside the boundary.

Future development of Queen's Place (the site of the Bellevue Hotel) or of the Works Centre would be of particular concern and the Parliamentary Service should make clear its interest in these sites to the Department of Public Works.

Ideally, Queen's Place should remain as an open space, providing an appropriate setting to view Parliament House though it might be re-landscaped.

The Works Centre was designed as a low rise building to complement Parliament House. This arrangement should be retained in any new development.

7.5.2 Reinforce the notion of a parliamentary forecourt.

The parliamentary forecourt provides an essential link between Parliament House and the Botanic Gardens, however it falls outside the property boundary.

It is recommended that discussions be held with the Brisbane City Council and the QUT regarding the landscaping the south eastern end of George Street. This could be improved, perhaps with a plainer and more formalised layout, removal of the existing high level planting beds and the drop-off point and reinstating the road alignment.

It may also be possible to negotiate repairs to the fence of the Botanic Gardens, visible on the approach to Parliament House from this direction.

Ideally while reproduction elements like cast iron lamp posts should be avoided, it is most important to avoid strong and modernistic designs which would conflict with the historical qualities of Parliament House. Unobstructed views of Parliament House and the gates of Government House should be retained.

The Botanic Gardens are entered in the State Heritage Register and contain many significant plantings which should be conserved. However, it would be of interest to investigate modifications which might in the long term recover something of the original axial relationship of the Gardens with Parliament House.

7.5.3 The granite sets on the driveway in front of the George Street wing may be altered. Ideally the guard houses would also be removed.

The granite sets within the property boundary are not significant nor are they based on historical evidence. The paving should be homogenous in appearance, similar to the original gravel and bitumen surfaces. Grouting the gaps between the sets, as has already occurred in some locations, is acceptable.

The guard houses, particularly the one on the north corner are visually obtrusive and, ideally, should be removed.

7.5.4 Maintain the existing public/private interface.

The public face of Parliament House, with its formal stone arcades, has always contrasted with the more private courtyard area and less formal structure of the rear verandahs. This distinction was retained when the Annexe was constructed and should be maintained.

7.6 Layout of Parliament House

The layout of Parliament House relates specifically to its original purpose. Key spaces within the building, their furnishings circulation patterns demonstrate the working of the Westminster Parliamentary system and how changes have been made over time.

7.6.1 Maintain the relationships of rooms and the circulation pattern within the nineteenth-century building.

Maintaining significant relationships and the circulation pattern will entail:

- keeping the original entrances into the building, even if they are no longer used. There are five entrances from George Street and three entrances from Alice Street (including the staff doorway in the north tower no longer functional and the carriageway now enclosed);
- keeping the original stairs - that is, the grand staircase, the two public stairs to the galleries, the three staff stairs, the circular reporters' stairs in the George Street wing and the servants' stairs at the end of the Alice Street wing;
- keeping the corridors and passageways intact – no large openings should be permitted in corridor walls, although in exceptional cases the addition of standard sized doorways may be acceptable;

- avoiding subdividing large and important rooms or altering ceiling heights in these rooms; and
- retaining details of entrance doors from hallways into key rooms - for instance, elaborate joinery to the important reception rooms and Libraries and glazed entrances to the original waiting rooms at ground floor level.



Figure 263: The main entrance hall prepared for a ceremonial arrival. Marbled decoration and the dado stencil are visible on the far wall.

7.6.2 *Protect interiors of rooms which are important for their use and/or furnishings*

Significant interiors and groups of furnishings include:

- the interiors of the Legislative Chambers including their finishes and significant furnishings identified in the survey forms for individual rooms;
- the Libraries on the first and second floors including their finishes and significant furnishings identified in the survey forms for individual rooms;
- the Dining Room including its finishes and significant furnishings identified in the Dining Room including its finishes and significant furnishings identified in the survey forms for individual rooms but excluding the corner bar;
- some offices – the President's and Speaker's suites, the Clerk's Office, the Ministers' Room adjacent the Premier's Office and any surviving fittings associated with these rooms;
- The Governor's Reception Room next to the main entrance; and
- The Billiard Room furnishings (though not the room itself).

Changes to significant fabric, fittings, decoration and furniture in these rooms should be avoided, as should new doorways and full height partitioning.

7.6.3 Original or early uses should continue in significant rooms. If this is not feasible, work which would prevent the rooms returning to their original uses should be avoided and the original use interpreted.

Some rooms have always been used for special purposes as is demonstrated by their relationships with other rooms and, in some cases, their fittings and fixtures. These historic uses should continue if feasible. If uses are changed, any new work should not preclude returning to the original use in future.

Rooms which should retain their original uses are:

- the main entrance halls from George Street and Alice Street;
- the Legislative Assembly Chamber;
- the Libraries;
- the Dining Room;
- the two large Committee Rooms at ground floor level in the George Street wing;
- the Governor's Reception Room next to the main entrance;
- some offices – the Speaker's suite, the Clerk's Office, the Premier's Office; and
- the strongrooms (original portions).

7.7 Treatment of building components of high cultural heritage significance

Generally, components of high significance include parts of the building which are early and reasonably intact. Components of high cultural significance require a different conservation approach from components of moderate or low significance.

When work to these components is planned, it is important to ascertain that the item is original. Reproduction elements have been identified as being of moderate cultural significance and different policies apply.

7.7.1 Protect building fragments which provide evidence of past construction without making any changes.

In some cases only fragments of significant original fabric survive. These are ephemeral and can easily be lost.

The following fragments should be protected unchanged:

- remains of the roofing in the attic;
- early pointing of dressed stonework in the attic;
- the window in the lobby of the attic stair and its hardware;
- the few remaining ebony door handles and 1860s sash lifts;
- the possible remains of the 'sunlight' over the Legislative Council Chamber;
- original window latch on a servants' stair window;
- the single remaining panel of balustrade on the back verandah of the Alice Street wing;

- original ceiling roses concealed behind dropped ceilings;
- graining on the French doors in the first floor Library; and
- Significant objects which have been removed but provide important evidence of past construction and finishes, including pinnacles, roof sheeting samples and papier-mâché samples.

7.7.2 Components of high significance should be protected in ways that retain maximum original fabric.

Components of high significance include:

- dressed stonework;
- roof and floor framing including cast iron beams and soundproof fill between joists;
- roof detail – fleches and louvred dormers;
- any surviving beech flooring;
- all original cedar joinery, linings and trim;
- original timber components relating to external blinds;
- components imported for the construction of the George Street wing – chimneypieces, cast iron, plaster, door and window hardware, stained and plate glass, and Minton tiles, the few remaining original kerbs to hearths;
- components which demonstrate the sequence of construction – the differing styles of chimneypieces, plasterwork and hardware used in the George and Alice Street wings, the v-jointed dado in the north tower;
- special finishes – ornamental plasterwork, graining, stained glass, chimneypieces, tessellated and encaustic floor tiles, cast iron balustrades, lead nosings; and
- remaining cast iron verandah posts.

Elements of high significance should not be removed from the building or altered in ways that are not fully reversible.

Repairs should be unobtrusive and match the existing fabric with minimal replacement.

7.7.3 Original carvings on the exterior of the Alice Street wing should not be re-carved even if they are eroding.

Original carvings have high significance as examples of artistry and craftsmanship and should not be re-carved. If eroding, advice should be sought from a stone conservator and non invasive options be sought.

7.7.4 Where past repairs to existing fabric of high significance have been carried out, are sound and non-intrusive, these repairs should be retained.

Where original fabric survives but has been repaired in the past, for instance the main gates on the north corner, these should be retained rather than rebuilding or replacing with new material. This approach is recommended to retain the maximum original fabric.

7.7.5 *Components of high significance should not be moved between rooms.*

Significant components, such as chimneypieces and plaster decoration, belong in particular parts of the building and should not be moved to other locations as this distorts the historical evidence and makes interpretation of the interiors difficult.



Figure 264: Small committee room in the George Street wing which was used as a post office, photographed in 1979. This chimneypiece has now been replaced with another of white marble from elsewhere in the building.

7.8 **Treatment of building components of moderate cultural heritage significance**

Components of moderate cultural significance fall into two classes:-those that are good reproductions of the original and those that are original but are less important to the history of Parliament House.

7.8.1 *Components of moderate significance which are good reproductions should be retained and maintained, but may be replaced with matching material as required providing the reproduction is accurate and valid.*

Components of moderate significance include the following reconstructed material:

- elaborate plasterwork in its correct location;
- reconstructed timber joinery, architraves, panelling and skirtings;
- high-quality graining and marbling; and
- parquetry floors which have been relaid in the original 1934 locations and patterns.

These components should be retained and maintained but may be replaced with matching material as required. At the time of replacement, the accuracy of the reconstruction should be established and corrections made if necessary.

The porte-cochere has moderate significance for the quality of the stonework and for completing the original design intent. Sympathetic adaptations could be envisaged providing the view of the original building façade is not compromised and adaptations do not confuse historical evidence.

7.8.2 Components of moderate significance which are original should be retained but may be repaired or replaced if essential for the conservation and compatible use of Parliament House.

Components of moderate significance which are intact include:

- the one remaining woven mesh grille to the stained glass; and
- decorative glass which is found to be post World War II and is not well executed.

These components should be left in place unless removal or replacement is part of a considered conservation program for Parliament House.

7.9 Treatment of building components which are of little or no cultural heritage significance

Components of little or no cultural heritage significance are generally those which are not intact and do not add to an understanding of the history of Parliament House. However, they may be important for functional reasons.

7.9.1 Components of little or no significance may be removed or altered in ways that are not visually intrusive to support compatible use.

Components of little or no significance include:

- the copper roof sheeting and rainwater goods;
- the rear verandah floors and concrete or concrete encased steel posts;
- reconstructed timber verandah detail and steel balustrades;
- modern tiled and slate finishes to the arcades, verandahs, carriageway and the porte-cochere;
- ceilings to the ground floor Alice Street arcade which have been recently replaced;
- lifts, electrical and mechanical services and ductwork;
- all light fittings, including reproductions in the Members' new Billiard room;
- modern glass doors, balustrades and ramps;
- timber and glass screens across the carriageway;
- cubicles in the press room;
- the kitchen (B04), its internal walls and its fitout;
- all toilets, toilet partitions and fit-outs;
- all dropped ceilings;
- new walls subdividing the Bernays Room and the Members' new Billiard Room at second floor level;

- the parquetry flooring and dado panelling in the new Billiard Room, the dado panelling in the Bernays Room;
- parquetry flooring where none existed previously;
- the modifications to the Hansard Reporters' gallery;
- the raised platforms in the galleries of the Legislative Chambers and their hand rails;
- the wall subdividing the Visitors' room (now the Premier's Reception Room);
- Mezzanine floors in strongrooms;
- wallpaper finishes generally;
- all tea area fitouts;
- all office fit outs except for the shelving in the Clerk's office and significant contents identified in the survey forms in Appendix 9; and
- carpets, curtains and blinds and curtain fittings and all plywood and compressed panel subfloors.

With the exception of the rear verandahs and essential structure, components of no significance may be removed. Alteration or replacement of these components is also acceptable providing there is no impact on surrounding significant fabric and changes are visually sympathetic.

7.9.2 The general form of exterior verandahs facing the courtyard should be retained but construction detail may be altered providing original cast iron is retained.

With the replacement of verandah floors, balustrades, and many posts in 1958-61 and the reconstruction of timber trim in the 1980s renovations, little original fabric remains from these verandahs apart from some cast iron posts. The second floor verandah posts and some on the first floor level of the Alice Street wing are original.

The treatment options are:

- maintain the verandahs in their existing form;
- reconstruct the verandahs in their original form; or
- adapt the verandahs to another form.

Maintaining the verandahs in their existing form is acceptable but not ideal. The steel balustrades lack finesse and the floor tiling and timber work do not accurately portray the original construction.

More accurate reconstruction of the original verandahs would be possible but is not recommended because it may not be practical to replace the floors in timber. Reconstruction would involve introducing a high proportion of new material, which would detract from original fabric and as well as the relocation of service ducts, which would cause more damage to original fabric.

Adaptation of the verandahs would be better especially if incorrect reconstruction could be removed during the process and the visually intrusive steel balustrades replaced. Adaptation could be done in a minimalist way using modern but visually compatible materials. Lightweight, semi-transparent verandah enclosures would be acceptable in some locations - for instance at the western end of the Alice Street wing where verandah enclosures existed originally. Any original fabric in the form of timber roof framing or cast iron columns should be recorded and preserved in situ.

Possible changes to the verandah should be considered when stone repair is planned on the back walls, in case there are implications or savings to be made.

7.10 Repair and maintenance

The condition of Parliament House is not addressed in this conservation plan, however repair and maintenance is the best and most important conservation action and should remain the priority for funding.

7.10.1 Maintain the exterior of the building weather tight and in good condition.

Maintain the building as a weather tight envelope, removing any plants which may grow in mortar joints and keeping rainwater goods and drains clear of blockages.

7.10.2 As a traditional masonry building Parliament House is vulnerable to termites, hence regular termite inspections should be carried out.

The masonry walls provide easy access for termites to attack timber elements. Regular inspections should be maintained.

7.10.3 Parliament House has always been subject to dampness due to difficult ground conditions. Drainage should be carefully managed and the stonework at the base of walls monitored for fretting

Modifications have been made to improve drainage and practices are in place to avoid hosing or watering regimes which might exacerbate dampness in the walls. These regimes should be maintained.

7.10.4 The exterior stonework has been carefully assessed in the stonework conservation report (June 1992) and a program of repairs is underway. The recommendations of this report should continue to be implemented as a priority.

The recommendations of this report remain valid and are summarised below:

- establishing a planned maintenance program with a manual for guidance;
- vertical surfaces of stonework should not be cleaned (the report notes the bleaching of the Alice Street ground floor arcade due to cleaning with ammonium bifluoride, an effect that cannot be reversed);
- repair methods should generally be limited to replacement of whole or parts of stones with matching stone, or rejoining stones rather than plastic repair. Indents should be at least 100 mm;
- repointing should be high quality in a composition mortar of cement content not to exceed 1 cement: 4 sand. Aggregates should be carefully matched to obtain the correct colour and texture. No power tools should be used. Open joints of less than 2 mm should remain open;
- careful research is required to source appropriate stone – ideally stone should be from the same quarry and the masons should have a role in the selection; and
- rising damp should be addressed through controlling hosing and watering regimes and ensuring drainage is effective.

Since the above report was written, an extensive restoration project has been undertaken and continues. A system for reducing moisture around the foundations has been installed and appears to be effective,

The report recommended chemical consolidation of the pinnacles and some portions of plastic repair on the cornices. Protection of the cornices with lead over-flashings is preferable to chemical treatment. The pinnacles are not, presently, being reinstated.

Many 'hi-tech' and non-traditional solutions to the repair and consolidation of stone have been found, with time, to pose risks to stonework and require skills uncommon in Australia. The recommended approach remains to use experienced stonemasons operating in accordance with conservation guidelines and to ensure that there is the time and funding to carry out the work properly.

7.10.5 The decorative glass should be further researched and a condition report prepared by a suitably qualified and experienced conservator. A priority is to determine whether the protective cover on the Queen Victoria window is detrimental to the glass.

The extent of replacement of the three stained glass portrait windows in 1901 is uncertain and some decorative glass in other windows and doors is almost certainly reproduction. The archive of the firm Lyon and Cottiers and Co. in the Mitchell Library in Sydney may hold relevant information.

The history of glass repair and reconstruction should be further researched to establish the remaining significance of the glass.

One of the motto windows has been replicated using what appear to be coloured transfers of adhesive film. Some reproduction glass may have been painted and not fired.

Following research, a condition report should be prepared. This should include advice on possible adverse effects of existing protective glass covers as these can increase condensation on the glass, which accelerates decay.

Stained glass conservation is a highly specialised area and expert opinion about appropriate techniques may differ. Care will be needed in selecting appropriate consultants.

7.11 Restoration and reconstruction

Restoration is defined in the Burra Charter as ‘returning the existing fabric of a place to a known earlier state by removing accretions or by reassembling existing components without the introduction of new material.’ Reconstruction is defined as ‘returning a place to a known earlier state and is distinguished from restoration by the introduction of new material into the fabric.’

Restoration and reconstruction are of lower priority than repair and maintenance and are recommended only to recover features that are important to understand Parliament House and its significance.

7.11.1 Original room volumes should be restored wherever feasible.

The rooms for which this would be particularly desirable are:

- the Premier’s Reception Room (B09 and B07) next to the Dining room by Removal of the recent partition;

This would involve removing the partition and cornices in the Reception Room to recover the original size and proportion of these rooms.

7.11.2 All reconstructed elements should be date stamped.

In future all reconstructed elements should be date stamped in a discrete location to avoid confusion with original fabric. This is common practice in high-quality conservation work and will facilitate future interpretation and repair.

7.11.3 The exterior pinnacles and chimneys should be reconstructed.

The original pinnacles and chimneys around the parapets were important visual features of the building’s skyline. Good evidence of the pinnacles remains in the form of salvaged stonework, and measured drawings and photographs.

The surviving pinnacles and chimneys should be retained as patterns but not reworked or restored. They are not in sufficiently good condition to reinstate. Ideally they would be relocated within the courtyard to a location protected from the weather.

Reproduction stone pinnacles and chimneys should be reinstated. These could be engineered with additional reinforcement to ensure that they are structurally safe.

Though costly, this would recover an important feature of the building's original design, which was continued on the Alice Street wing.

7.11.4 Next time the roof covering needs to be replaced, the use of a modern zinc sheeting should be investigated

The existing copper roof has proved to be a durable alternative to galvanised iron and the scale of the corrugations reflects the scale of the original sheeting.

However, given recent improvements in soft zinc roof sheeting, reconstruction of the roof sheeting in zinc of a similar profile to the original should be considered when the roof sheeting next requires replacement. The issue is complicated by the Alice Street wing, which was originally roofed in unpainted galvanised iron. Reconstruction of all sheeting in zinc would recover the original grey colour of the roofs of both wings, which is of architectural importance given that the George Street wing was originally to be roofed in slates.

Alternative options of reroofing in galvanised steel or painting the roof grey are not recommended as these would be less durable.

7.11.5 Reconstruction of external blinds may be considered if this is useful for managing the internal environment.

Originally the building had various types of external blinds and enough evidence remains to reconstruct them. Reconstruction is recommended only if this would assist in managing the internal environment. The extent of reconstruction should be carefully considered and all original remnants should be retained.

7.12 Adaptation

The Burra Charter defines adaptation as ‘modifying a place to suit the existing use or a proposed use’.

7.12.1 All adaptation of the nineteenth-century building should be minor and reversible, using similar materials to those already used for adaptations.

The building has been adapted successfully for current use but further adaptations will be required over time. An ‘architectural language’ for adaptations has already been adopted requiring the installation of reversible components of glass supported by light metal frames of stainless steel or grey-coated metal. This provides another layer to the building fabric which is visually consistent but unobtrusive and cannot be confused with the original.

This approach should be continued providing adaptations are small scale and kept to a minimum.

7.12.2 Adaptation of the Annexe and its immediate landscape may be carried out providing visual qualities of the internal courtyard are maintained and the use of the nineteenth-century building is not compromised.

As the Annexe ages and the accommodation requirements for the parliamentary complex change, opportunities will arise to review the current building envelope. If the Annexe needs to be replaced, or if more accommodation is required, the building can be modified or replaced to fulfil this important role. Any new or modified building should be designed to reduce the negative impacts of the Annexe on the cultural heritage significance of the complex.

If changes to the Annexe are planned, consideration should be given to the physical impact of the Annexe on the cultural heritage significance of the complex as well as impacts on circulation of people and vehicles.

Alterations which might have a detrimental impact on the nineteenth-century building include:

- alterations which could compromise the use of the nineteenth-century building or could place increased demands on its accommodation; and
- alterations which would affect drainage patterns of the existing nineteenth-century building, which has had many drainage problems in the past.



Figure 265: Configuration of the parliamentary buildings around the courtyard from a photograph taken in 1979

7.12.3 Extensions to the Annexe may be acceptable providing the qualities of the internal courtyard are maintained. The nineteenth-century building should not be extended.

Extensions to the Annexe should not be permitted to:

- encroach into the courtyard;
- significantly increase the bulk of the Annexe as seen from the back verandahs of Parliament House or from the courtyard; or
- affect drainage patterns or undermine the foundations of the nineteenth-century building.

Extension of the Annexe along the walkway leading to the south eastern end of the George Street wing may be acceptable given the original design of four wings around an internal courtyard. Extensions should be kept below the parapet level of the nineteenth-century building.

Any new work which touches the back walls of the George Street wing should be lightweight and fully reversible.

New construction should be carried out in materials similar to the existing Annexe rather attempting to copy the nineteenth-century building. Alternative materials might be acceptable providing the new work was low-key and did not further destroy the homogeneity of the courtyard space.

7.12.4 The Providore's cottage should not be re-erected and salvaged materials may be disposed of.

The Providore's cottage stood close to the western end of the Alice Street wing. Some original material was salvaged when it was demolished and some additional stone, which did not match the original, has been added to the salvaged material.

These materials are not significant and may be disposed of. Reconstruction of all or part of the Providore's cottage is not recommended.

Nor should a modified version of the building be re-erected on another part of the site. It is unlikely that the Heritage Council would support a reconstruction, moreover any new building work should be purpose designed to suit present needs and maximise effective use of the already restricted site.

7.12.5 Additional storage should be accommodated in rooms which were originally service rooms or in the Annexe

Storage area is limited in the nineteenth-century building. Storage in the roof space is not advisable due to the potential fire risk.

Ongoing use of the original strongrooms for storage is recommended. The existing mezzanine floors may be retained or removed. A review of the material held in these rooms may allow some to be lodged in the Parliamentary Library in the Annexe or in the Queensland State Archives.

Former service rooms in the south west end of the Alice Street wing at ground floor level, now used for staff and former Members of Parliament may also be suitable for storage.

Lightweight enclosure of parts of the rear back verandahs at this corner, similar to the original toilet enclosures, may also be acceptable.

7.13 Alterations to meet environmentally sustainable design principles

The assessment of environmentally sustainable design identified areas for possible improvement, within the heritage constraints of the site.

7.13.1 Improvements to air conditioning services may be made providing existing penetrations and dropped ceilings are reused. Strategies for reducing heat load, which do not impact on significant fabric, should also be considered.

The nineteenth-century building was designed to be naturally cooled incorporating vented fleches, perforated plasterwork, cast iron grilles in doors, louvred shutters and opening fanlights and windows. Ceilings are high while the arcades provide shading from the sun.

However, air conditioning is likely to remain a requirement for the foreseeable future. Modifications have already been made for registers, ductwork and plant, and any replacement systems should be designed to reuse existing penetrations and to work within the locations of dropped ceilings to avoid further modification.

To reduce heat gain through windows, reconstruction of external blinds may be considered (see policy 7.11.5). Heat gain from internal services, in particular light fittings and computer systems, should be limited by appropriate selection of hardware.

Use of film on windows should be avoided; the traditional practices of installing blinds and/or hand-painted frosting are preferred.

7.13.2 The existing electric light system may be altered providing any substitute is visually unobtrusive and does not damage significant fabric.

The present lighting installation is not significant and may be replaced with a low energy unobtrusive system, providing

heritage advice is obtained. More emphasis on task lighting should be investigated.

7.13.3 Management of natural lighting through the use of blinds and pale coloured wall surfaces should be integrated with decisions about the interpretation of the building, as recommended in policy 7.4.4.

The rooms are well lit with large windows. Although the cedar joinery in the offices is dark in colour, the blinds, which are not significant, are the largest expanse of dark timber. Dark timber panelling in toilets is not of cultural heritage significance either and may be adapted.

If the approach to historic colour schemes in the building is reviewed, the impact of installing different blinds in the offices should be considered. However, the requirement to protect significant artworks, textiles and libraries from damaging light levels should be considered.

In the corridors, evidence of early colour schemes may be reviewed to determine whether the existing dark coloured carpets and painted dados are the only option for interpretation.

7.14 Room policies

The preceding recommendations have been applied to the most significant rooms in the following policies.

7.14.1 Conserve the Legislative Chambers

Minor adaptations to the Legislative Assembly Chamber that do not alter its basic form and are essential for its ongoing use are acceptable. Changes to the Assembly Chamber can be seen in the context of the surviving Council Chamber, which was originally very similar. This Chamber is more intact and can be used to illustrate the original character of the Assembly Chamber. On the other hand, if this approach is taken, the Legislative Council Chamber deserves particular emphasis on preventive care to retain original fabric.

Further modifications of the Assembly Chamber gallery are also acceptable. However the view of the gallery from the Chamber floor should remain unchanged.

The history of the decorative glass in both Chambers should be further researched.

The Legislative Council Chamber is one of the historical showpieces of the building and its use should be carefully managed to avoid inappropriate or damaging activities which could diminish its value for future generations.



Figure 266: Legislative Assembly Chamber, ca.1950

Modification of the raised platform in one of the side galleries to allow equitable access to the top landing of the grand staircase is acceptable.

Most present uses of the Council Chamber have no historical basis. Even ceremonial openings were not regularly held in the Chamber until the 1960s. Casual use as a function room or as an ancillary room to functions held on the arcade is particularly undesirable, as there is already evidence of damage to joinery from catering activities.

Ideally the Council Chamber should be a focus for historical interpretation, which would involve reinstating the furniture and portrait busts which were formerly located in the Chamber and reviewing evidence for the present decorative schemes.

Ideally, the room should be used only for guided tours and events which are important core activities of the Parliament.

Some strategies that might be considered for managing the Chamber include:

- ensuring that everyone who uses the Chamber is aware of its significance and the fragility of some its contents;
- setting parameters regarding room capacity – it is usually possible to protect furnishings providing a room is not overcrowded; close circuit television may be need to be installed to avoid overcrowding;
- identifying potential risks associated with activities, including the set up of events;
- briefing everyone involved before an event and monitoring its progress; and
- devising reversible ways for protecting the Chamber such as protective covers on original furniture not required for use.

Both the expertise of the Parliamentary Service building managers and the good will of people using the Chamber will be essential in devising a practical solution.

7.14.2 Conserve the Libraries.

The Libraries are some of the most intact and important rooms in Parliament House and contain significant furniture and book collections.

Use should be carefully managed to avoid activities which involve moving furniture or place significant fabric at risk of damage. The contents should be managed in accordance with the policies in chapter 4 of this report.

Curtains should be removed and reconstruction of original taped venetian blinds with timber slats considered inside the windows and doors. Such blinds would be heavier than the existing reproduction blinds and more suited to the character of the room. The French doors at second floor level were originally windows and date from the 1980s; they may be retained or the original windows may be reconstructed.

7.14.3 Conserve the interiors of offices and committee rooms.

Offices which were designed to operate as a suite of two rooms should remain in this configuration to reduce the risk of overcrowding, which could damage significant fittings and furniture.

Original decorative features such as plasterwork, chimneypieces and joinery, should be retained.

The dado rail and paper dado in the former President's suite should be removed and the colour scheme reviewed. This room could be used to test a new approach to decoration based more closely on historical precedent.

Parquetry or timber flooring in the Speaker's and President's suites could be reconstructed or revealed and the rooms furnished with rugs, though the carpet may remain if this is more practical.

Significant furniture should be protected.

The offices of the Speaker, the President (now the Deputy Premier's Office), the Clerk and the Premier and the Committee Rooms at ground floor level in the George Street wing should not be subdivided.

Other offices may be subdivided providing no significant features are damaged. Ideally, subdivisions should be low lightweight partitions which do not touch the ceiling without additional doors to the corridor.

7.14.4 Making new doorways in original walls should be avoided but may be permitted in some areas where it is essential for the long term on-going use of the building

In the past, new doorways have been made between offices and between offices and corridors. In general, new doorways between offices have had less impact than those from offices to corridors, because new doorways to corridors affect circulation patterns and the hierarchy of rooms.

New doorways to corridors should not be permitted in the George Street wing, where hierarchies are particularly well defined. Doorways should not be permitted in significant rooms of the Alice Street wing – these are the Dining Room, the Members' Lounge Bar, the ground floor Committee Rooms and, at first floor level, the Clerk's and Premier's offices and the Ministers' room. The doorway added to the Visitor's room might be closed up.

New doorways between rooms should be single leaf, painted finish without architraves. Doorways to corridors should match the existing doors and fanlights but be identifiable as new fabric on close inspection.

New doorways to the arcades and verandahs are not desirable as they involve the removal of significant windows.

7.15 Policies for the gardens

The following policies are reproduced from Parliament House Gardens Management Plan, Project Services 2001. For further information refer to this report.

Policy 43

The Parliament House grounds, in particular the places of cultural heritage significance, should be conserved in accordance with the Burra Charter.

Policy 44

Continue to use the Parliament House grounds as the formal presentation of the Parliament House and for the Parliament related functions whilst protecting heritage values.

Policy 45

Manage the Parliament House grounds within the requirements of heritage legislation. Grounds management and future works and use should follow the process required by the Queensland Heritage Act.

Policy 46

The different parts of the Parliament House grounds should be conserved as appropriate to their cultural heritage significance. The precincts with a high level of significance should be preserved, maintained and interpreted. Places of a lesser level of significance due to substantial alteration to their spatial

extent and fabric may have restoration and alterations according to their relationships to the gardens as a whole and its best interpretation as a place of cultural heritage significance.

Policy 47

Major changes beyond established gardens maintenance practices and additions of items to the grounds, should be planned and designed by people with skills and expertise in conserving historic gardens.

Policy 48

Intrusive elements or elements that are detrimental to the gardens significance or interpretation should be removed.

Policy 49

A review of the Gardens Conservation Study, the policies and the management and maintenance practises should be conducted after five years by gardens conservation experts in association with the ground maintenance staff.

Policy 50

The grounds along George and Alice Streets are the formal public presentation of the building and should remain open to view from the streets and generally open to the public and visitors to Parliament House.

Policy 51

The gardens at the rear of Parliament were not public gardens, however, they have been customarily open to the public on designated occasions and for authorised visitors and this use should be allowed to continue with management to ensure the heritage values are not diminished.

Policy 52

A change of use or access of any part of the grounds should not be finalised until it is assessed for its compatibility with protection of the cultural heritage values.

Policy 53

The grounds staff responsible for maintaining Parliament House grounds should be made aware of the cultural heritage significance of the site and the conservation policies. A copy of the conservation study should be made available to the grounds maintenance staff and informational seminars conducted to inform the existing and new staff and discuss issues relating to the heritage values.

Policy 54

Conservation of the heritage values of the grounds should be an objective of the management staff.

Policy 55

The gardens should be maintained under an appropriate maintenance system and program to ensure no further loss in

heritage fabric and condition and to protect and, where possible, restore cultural heritage value.

Policy 56

A Vegetation Management Strategy for the gardens, in particular those precincts of high cultural heritage significance, should be established. This should include guidelines for ongoing maintenance actions specific to the significant vegetation in each precinct.

Policy 57

The history and heritage significance of the gardens should be interpreted for the public and users of the building through appropriate means, eg. a website, displays, educational tours, and publications of printed material. These can be in association with the building interpretation or stand alone.

Policy 58

The knowledge of the gardens' use and character should be expanded through the collection and documentation of photographic and other records of the gardens.

Policy 59

Archival resources pertaining to the grounds and gardens should be conserved.

Policy 60

Installation of noticeable structures into the grounds should generally be in gardens associated with the Annexe and not in those places of high significance, unless the installation is of a short term temporary nature, not detrimental or damaging to the heritage values, and not disturbing the interpretation of the historic space and heritage garden character.

Policy 61

There should be no art, sculpture or memorials installed in the George or Alice Street precincts or the Courtyard in the lawn or along the Parliament House side unless it is temporary and associated with a specific temporary function using the gardens.

Policy 62

The view of the gardens from the city streets and from the City Botanic Gardens are part of the cultural value and the gardens conservation, maintenance and interpretation should incorporate these considerations. New developments in the grounds should not be visible within the view of the main building from George, Alice and William Streets.

Policy 63

Lighting in the precincts of high cultural heritage significance, in particular the George and Alice Street precincts and the Courtyard, should respect the civic stature of the place as well as its high significance and utilise appropriate lighting design and light levels.

Policy 64

The landscape structure of this precinct should be conserved, including:

- *the boundary fence and gates*
- *the three entries and driveway*
- *the mature trees and palms*
- *a garden space along the George Street fence*
- *the open forecourt in George Street between the Parliament House entry gates and the Botanic Gardens*

Policy 65

The gardens area between the driveway and the fence should include:

- *lawns*
- *the existing trees and palms*
- *a rose bed and a planted bed under the leopard tree*

This garden should be addressed as part of the Conservation Master Plan and Strategies and designed to restore some appropriate heritage planted character. The character should reflect an appropriate heritage garden character for the site prior to the changes and developments of 1979 and the 1980s.

Policy 66

Restoration of a planted character more closely relating to the historical planting character of the 1940s to 1970s period (and plants available at that time) for the gardens in this precinct should be incorporated in the Conservation Master Plan and Strategy for this precinct.

Policy 67

The landscape structure and layout of this precinct should be conserved, including:

- *the boundary walls, fence and gates*
- *the entries and driveway*
- *the mature trees and palms*
- *the flower beds along the Alice Street fence*

Policy 68

The existing garden under the Ficus tree should be maintained as a massed planted garden area with low, sub-tropical understorey plants which do not grow much higher than the fence and therefore do not obscure the trunk of the tree.

Policy 69

The garden along the boundary wall should be maintained as a bed for low decorative foliage or flowering plants in a simple massed planting.

The planter urns situated along the building colonnade are not a significant component of the garden structure and they may detract from the presentation and interpretation of the building.

Policy 70

The planter urns' removal to storage or a more appropriate place should be considered in consultation with a heritage (sic. landscape) architect.

Policy 71

The driveway surface should remain with the appearance of a homogenous surface appropriate to the historic character. Unit pavements or concrete are not appropriate.

Policy 72

The courtyard and garden structure of an open lawn and northern corner gardens bed should be retained. This garden (in association with the garden area alongside the east drive currently used as a storage area) should be addressed as part of the first phase of the Conservation Master Plan and Strategies and designed to restore some appropriate heritage planted character.

Policy 73

The existing significant trees, including the Magnolia, should be preserved.

Policy 74

Elements of no significance, or those detracting from the significance should be removed. These include the rocks in the gardens and some plants.

Policy 75

The Expo sculpture and the urn on a pedestal should be considered for relocation in light of their distracting quality to the significance, character and interpretation of a historic garden of high cultural heritage significance.

Policy 76

The planting in the garden beds next to the House should be modified and augmented with a design and species appropriate to the cultural heritage significance and style for the gardens prior to the 1979 Annexe developments and garden changes.

Policy 77

This garden should be addressed as part of the first phase of the Conservation Master Plan and Strategies and designed to restore its framing and boundary role and some appropriate heritage planted character.

Restoration of the line of Ficus trees that were along this boundary is not appropriate for the long term maintenance of the nearby buildings and pavements. A sub-tropical, light canopied forest character could represent the earlier character of this edge to the grounds. The understorey planting should be of shade tolerant, tropical and sub-tropical foliage plants as favoured in such situations in Brisbane gardens in the latter part of the 19th century through to the 1930s and even into the 1950s.

Policy 78

The garden bed to be retained as a massed planted garden with narrow canopied trees and some palms to form a visual edge to the Parliament House grounds.

Policy 79

The garden waste are should be relocated to a less significant place, to be determined.

Policy 80

The driveway surface should remain a homogenous surface appropriate to the historic character. Unit pavements or concrete are not appropriate.

Policy 81

This precinct should be planted and maintained in a character appropriate to the adjacent significant Alice Street precinct so as to not visually intrude on views to the Parliament House west and south elevations and to not dominate the grounds.

The urn on a pedestal within the forecourt rose beds is not of cultural heritage significance. As a pseudo historical item it could confuse understanding of the space and its more recent history compared to the adjacent Parliament House. The topiary plants in the concrete planters on the Parliament House terrace are potentially distracting from the view of this handsome elevation. Low and less obtrusive plants would be more appropriate.

Policy 82

Removal of the distracting elements should be undertaken and replacement with a feature and planting more appropriate to the contemporary building entry should be included in the gardens management strategy.

There have been changes to the original design of this area and, as it has a too low cultural heritage significance, adaptation of the space to suit contemporary needs is acceptable.

Policy 83

The necessary adaptation of the terrace area to accommodate contemporary needs may alter the layout of the gardens and pavement on the terrace, however, the design changes should complement the modern building.

Policy 84

The structures and planting on the terrace may be altered, however, in a manner which does not detract from the heritage significance or visually intrude on the adjacent heritage areas.

Policy 85

The view to the western and south western elevation of the Parliament House from Alice Street, William Street and Queen's Wharf Road, particularly at their intersection with Alice Street, should not be reduced by the addition of buildings or trees on the lawn.

Policy 86

The reconstruction of the Providore's cottage on the lawn, which had been planned, is not likely to restore cultural heritage significance or assist in appropriate interpretation, so this idea should be relinquished.

Policy 87

The appropriate use of the lawn space at the edge of the Annexe forecourt, which complements the high cultural significance of the Alice Street precinct, should be decided only after reference to this Conservation Study and the Parliament House Conservation Study and preparation of a Master Plan and Strategy which protects the heritage values of the grounds and views to the Parliament House.

Policy 88

The Ficus and Jacaranda trees and gardens should be retained and maintained as a strong, simple streetscape planting serving to enhance the setting of the Parliament House grounds and screen the Freeway from outlooks from Parliament House.

Policy 89

The existing planted character at the service court should be retained as, though not of high or medium heritage significance, it does not detract from the cultural heritage values of the precinct.

Policy 90

The mass planted area above the angled concrete wall area should be maintained as a planted buffer zone to partially screen the Annexe buildings and carpark and lower levels from views towards the Parliament House and grounds.

Policy 91

The plants in this area which are inappropriate or a maintenance problem, such as the Wedelia, should be removed and replaced with a suitable species.

CHAPTER 8: RECOMMENDED EXEMPTION CERTIFICATES

This chapter provides additional information on the use of exemption certificates, which described in chapter 6, with particular reference to Parliament House.

The *Queensland Heritage Act 1992* s 72-74 establishes exemption certificates, which permit development described in them to be undertaken in accordance with stated conditions for a period of time indicated in the certificate. While exemption certificates may be issued only for development that will not have a detrimental impact on the cultural heritage significance of a heritage place, they make complying with the Act more flexible and convenient for the many activities that are routinely required at heritage places, but which fall within the definition of 'development'. Development in accordance with a certificate may be undertaken as needed, without further notification or approval.

8.1 Current exemption certificates

8.1.1 General exemption certificates

The *Queensland Heritage Act* s 75 provides for exemption certificates to be issued by the Director-General of Department of Environment and Resource Management (DERM) without application. These are termed 'general exemption certificates'. There are currently five general exemption certificates (G1–G5) which apply to each Queensland heritage place as follows:

- G1 Building and landscape maintenance, repainting (generally in an existing colour scheme for significant structures) and minor repairs
- G2 Signage
- G3 Temporary structures
- G4 Services
- G5 Safety and security

The certificates and attaching conditions are available on the DERM website www.derm.qld.gov.au under cultural heritage.

All general exemption certificates are current until amended or revoked by the Director-General of DERM. Building owners and site managers should see the website to become familiar with the range of development permitted by the general exemption certificates and the conditions which apply. To assist users, 'procedural guides' are provided, which have expanded lists of works permitted under the general exemption certificates.

The following works may be carried out under the general exemptions providing the methods proscribed by the Department of Environment and Resource Management are used:

- Inspections and cleaning in accordance with G1.1;
- **Landscape maintenance** and pruning in accordance with G1.2;
- **Painting** exterior and interior surfaces, which are already painted, in existing colour schemes and matching products in accordance with G1.3;
- Minor repairs to **existing services** reusing existing routes, cavities or voids or replacing existing surface mounted services in accordance with G1.4.10;
- Securing and/or partial replacement of **metal roof sheeting and rainwater goods** to match existing in accordance with G1.4.2;
- Patching and repairing **timber structure and linings** in accordance with G1.4.4;
- Patching and repairing **timber windows and doors** in accordance with G1.4.5 and hardware in accordance with G1.4.6 (note much of the hardware at Parliament House is significant);
- Repair and maintenance of **metalwork** like cast iron palisades, columns, balustrades and grilles, iron arch bars and modern steel fences and balustrades in accordance with G1.4.7;
- Repair and maintenance of **stone and masonry**, cleaning and repointing in accordance with G1.4.8;
- Installation of non-illuminated **interpretive signage** not attached to the building in accordance with G2.2;
- Installation of **temporary structures** like marquees in accordance with G3.2;
- Installation of **new services** in accordance with G4.2 including repair and upgrading existing air-conditioning systems in concealed locations reusing existing ducts and penetrations, some new lighting including exterior lighting not fixed to the building, and new plumbing, electrical wiring and telecommunications concealed in existing cavities, subfloor and ceiling spaces. Services should be installed in accordance with the conservation policies in this plan to avoid damage to culturally significant features;
- Installation of **new fixtures in kitchens and bathrooms** where existing fixtures are not original or significant in accordance with G4.2;
- Installation of **temporary fencing**, scaffolding or hoarding, removable bollards, **alarm systems** wired within existing ducts and cavities, locks where original locks are maintained, exit lighting, portable fire extinguishers, smoke detectors in accordance with G5.2.

There are a number of guidelines should be consulted in carrying out these minor works. If the approved methods are not to be used, an exemption certificate application or even a development application will be required.

8.2 Procedures for obtaining future exemption certificates

Any future development planned at Parliament House which is outside of the current general exemption certificates may be permitted by obtaining another exemption certificate, providing the proposed development will not have a detrimental impact on the cultural heritage significance of the place. Any proposed development which cannot meet this requirement must obtain approval under the provisions for Development by the State, *Queensland Heritage Act s71*, which are described in chapter 6.

Exemption certificates for development at individual places in the Queensland Heritage Register are now issued by the Director-General of DERM. In practice, the Director-General has delegated his authority under the Act to a number of officers, who undertake the duties associated with issuing exemption certificates.

A brief description of the process for obtaining an exemption certificate is as follows:

- prepare an application in the approved form and accompanied by the details set out in s 72 (2). Applications for exemption certificates for development at Parliament House must be signed by the Director-General of Premier and Cabinet, the building 'owner', or his delegate;
- provide additional information upon request;
- the application must be determined by the Director-General of DERM within 20 business days of receipt of the application or if additional information is requested, within 20 days of receipt of the information; then
- if approved, with or without conditions, the Director-General of DERM must as soon as practicable issue an exemption certificate. If refused, the Director-General of DERM must as soon as practicable give the applicant a notice stating the reasons for refusal.

If an application is refused, a modified application which addresses the reasons for refusal may be made, or the applicant can proceed under provisions for Development by the State *Queensland Heritage Act s71*.

8.3 Proposed exemption certificate application for Parliament House

It is recommended that application be made for an exemption certificate for a currency period of five years to cover development described in the following sections.

8.3.1 *Development associated with the Annexe.*

An application for an Exemption Certificate should be made for:

- all building work to the interior of the Annexe and its associated service buildings except work which affects significant contents identified in chapter 4 of this report;
- any minor building work to the exterior of the Annexe building within the building envelope, carried out to match existing materials and finish; and
- any minor building work and all landscaping work, which is sympathetic to the Annexe to the south west of the Annexe building within the Parliamentary Annexe Precinct and within the Domain Lane Precinct as defined in 'Parliament House Gardens Management Plan'.

8.3.2 *Building work associated with services.*

While much of the work required to maintain and upgrade services is already permitted under the General Exemption, the following additional work should be included in an application for an Exemption Certificate:

- forming unobtrusive new access hatches in carpet and plywood subfloors;
- forming unobtrusive new access hatches in introduced dropped ceilings; and
- reforming introduced vaulted ceilings, to match dropped ceilings in corridors that are flat. Closing off existing access hatches above office doors and making good to match surrounding walls.

8.3.3 *Maintenance and repair of reproduction components and those of low or little significance to match existing using conventional building methods. Minor alteration of these components where alteration is visually unobtrusive and does not impact on surrounding significant fabric.*

The conditions of the general exemption require that maintenance and repair be carried out using the methods in the published guidelines. However conventional repair methods will not be detrimental to the cultural significance of components that are reproductions or are of little or no significance.

Also, these components may be altered in minor ways providing there are no requirements for new penetrations, no changes to surrounding fabric and changes are visually unobtrusive.

Application should be made for the maintenance, repair and minor alteration of the following components using conventional building methods:

- modern fencing in the QUT precinct and the Domain Lane precinct;
- guard houses;
- the porte-cochere, within the original design intent;

- parquet floors;
- copper roof sheeting and rainwater goods;
- the rear verandah floors, concrete or concrete encased steel posts, reconstructed timber components and 1960s steel balustrades;
- modern tile and slate floor finishes to arcades, verandahs, the carriage way and the porte cochere;
- ceilings to the ground floor of the Alice Street arcade which have recently been replaced;
- lifts, electrical and mechanical services and ductwork providing new penetrations are not required;
- all light fittings including reproduction fittings in the Members' new Billiard Room;
- modern glass doors, glass balustrades and ramps;
- timber and glass screens across the carriageway;
- cubicles in the press room;
- the kitchen B04, its internal walls and ceiling and its fitout;
- all toilet walls, ceilings and floors and fitouts;
- all dropped ceilings;
- new walls subdividing the Bernays and new Billiard Room at second floor level and plasterboard applied to the walls of the new Billiard Room, dado panelling in the new Billiard Room and in the Bernays Room;
- modifications to the Hansard gallery and raised platforms in the side galleries of the Legislative Chambers and their hand rails;
- the wall subdividing the Visitor's Room (now the Premier's Reception Room);
- mezzanine floors in strongrooms;
- all tea area fitouts, all office fitouts except for the shelving in the Clerk's Office and significant contents identified in the survey forms in appendix 9; and
- carpets, curtains and blinds and curtain fittings and all plywood and compressed panel subfloors.

8.3.4 Removal of components of little or no cultural heritage significance without replacement and making good surrounding fabric to match original.

Application should be made for an Exemption Certificate for the whole or partial removal of any of the following components (although it is unlikely that functional components would be removed) and for making good to match surrounding fabric.

Components which can be removed without detriment to the cultural heritage significance of Parliament House are:

- security fence and gates in the QUT precinct;
- fencing in Domain Lane Precinct;
- guard houses;
- remains of the Providore's cottage;
- electrical and mechanical services and ductwork;
- modern glass doors, balustrades and ramps;
- timber and glass screens across the carriageway;

- cubicles in the press room;
- the kitchen B04 fitout;
- all toilet partitions and fitouts;
- all dropped ceilings;
- the wall subdividing the Premier's Reception Room);
- mezzanine floors in strongrooms;
- wallpaper finishes generally and painting the walls after removal. Removal of the timber dado rail in the former President's suite;
- all tea area fitouts;
- all office fitouts except for the shelving in the Clerk's office and significant contents identified in the survey forms in appendix 9; and
- carpets, curtains and blinds and curtain fittings and all plywood and compressed panel subfloors.

The replacement of kitchen, toilet and tea area fixtures, office fitouts and non-significant furnishings is covered by the General Exemption providing the guidelines are followed.

8.3.5 Alterations to the gardens

The Gardens Management Plan identifies a number of actions which would have no impact on cultural heritage significance. These, together with some additional actions defined below, should be included in an application for an Exemption Certificate. The following activities would not be detrimental to the cultural heritage significance of the place:

- grouting between granite sets to match work already completed;
- removal of rocks and some plants in garden beds identified in the Management Plan;
- removal of the World Expo '88 sculpture or moving to a location behind the Annexe building;
- removal of flagpoles, bollards and floodlights;
- removal of hedge edging of west garden bed;
- removal of palms in QUT zone; and
- removal of concrete and brick garden wall from line of Alice Street arcade to gates.

BIBLIOGRAPHY
ARCHIVAL RECORDS**Department of Public Works**

Department of Public Works Batch Cards.

Department of Public Works copies of specifications held in archive box ARC/6 and in loose leaf folders.

Department of Public Works copies of architectural plans.

Project Services e-plan room

Copies of architectural plans.

Parliamentary Service Commission

Antique Furniture Photographic Registers, compiled ca.1983, 2 vols.

Copies of floor plans.

Queensland State Archives

Department of Public Works Batch Files on the Parliamentary Buildings, ca.1883–1928:

- Batch 1: WOR/A270, 1890/5005
- Batch 2: WOR/A276, 1891/1769
- Batch 3: WOR/ A283, 1891/3246
- Batch 4: WOR/A288, 1892/243
- Batch 5: WOR/A333, 1895/1668
- Batch 6: WOR/A374, 1897/69
- Batch 7: WOR/A398, 1898/2072
- Batch 8: WOR/A421, 1899/1967
- Batch 9: WOR/A461, 1900/5623
- Batch 10: WOR/A502, 1903/5164
- Batch 11: WOR/A658, 1910/10468
- Batch 12: WOR/A855, 1917/7039
- Batch 13: WOR/A976, 1921/16986

Department of Works Batch files 'E' Series Government Buildings:

- Box 155: E52 1920 – 1970
- Box 156: E52 1928 - 1943
- Box 157: E52 1940 – 1950
- Box 162: E52 1958 – 1964
- Box 163: E52 1962 – 1969

Premier's Department Batch files for Parliament House:

- Batch 1043 B577 ID540647

Architectural plans series 17690:

- Item 328489 Brisbane Parliament House. New houses of Parliament. Elevation towards George Street. 24/12/1867
- Item 328451 Brisbane Parliament House Plan of halls and corridors to be tiled undated
- Item 328465 Brisbane Parliament House Plan of Assembly Chamber showing proposed alterations and additions. Plan of existing arrangements and proposed alterations. Section of present seat shortened in length [signed 12 Dec 1878]
- Item 328464 Brisbane Parliament House Plan of proposed closets 5 March 1879
- Item 328470 Brisbane Parliament House Additional verandah 5 March 1873 [refreshment rooms]
- Item 328488 Brisbane Parliament House Residence for the Clerk of the Legislative Assembly
- Item 328455 Brisbane Parliament House Plan of reporters stair 10/06/1884
- Item 328475 Brisbane Parliament House Proposed re-arrangement of gallery seats in Legislative Assembly. Plans and Sections through reporters and ladies galleries. Front view of seats and desks. [Signed 26 August 1884]
- Item 328457 Brisbane Parliament House Pigeon holes to strong room 10 October 1887 [Council strong room?]
- Item 328478 Brisbane Parliament House Proposed additions Site Pan [1889]
- Item 328456 Brisbane Parliament House Proposed extension. Plan undated [1889]
- Item 328486 Brisbane Parliament House Additions. Elevation, ground, first floor plans 4 May 1891

Item 328466 Brisbane Parliament House Additions, Furniture and Screen to Mr Bernay's room 27/05/1891

Item 328953 Brisbane Parliament House Repairs to main staircase first and second floors 30 April 1960

Architectural plans series 1162:

Item 588499 Parliament House boundary wall and iron railing 30 October 1883

Item 588472 Parliament House additions undated [1889]

Item 588544 Parliament House additions, ground floor plan undated [1889]

Item 588512 Houses of Parliament Brisbane Second floor plan 18A-8-1 17/05/1906

Item 588451 Houses of Parliament Brisbane First Floor Plan [21 July 1920]

Item 588535 Parliament House Proposed conversion of Legislative Council Chamber into Library R4/57 -14-11 23/01/1923

Item 588532 Houses of Parliament Brisbane R4/67 14 11/4 [details of additional toilets and washrooms 16 April 1929]

Architectural Specifications series 16433:

Item 1022566 Brisbane, Laying of Parquetry floor at Parliament House 28/05/1934

Item 1022530 Brisbane, lead nosings, linoleum to staircases and frenchlight visitors' room to balcony at Parliament House... 28/02/1889

Item 1022554 Brisbane, renovating, painting, kalsomining etc at Parliamentary buildings.... 11/02/1910

Queensland Parliamentary Library

Parliamentary Buildings Committee, account book, 1884–1922.

Conrad & Gargett Pty Ltd Architects, Parliament House Renovations Loose Furniture Register, ca.1983.

Fryer Library, University of Queensland

Mary Tiffin scrapbook, F3300.

PERIODICALS

Department of Public Works Annual Reports (incomplete: 1876–93, 1899–1991) and Reports of the Parliamentary Buildings Committee (incomplete: 1877–86, 1899–1916) in *Votes & Proceedings of the Legislative Assembly Queensland / Queensland Parliamentary Papers*, 1868–1991.

Queensland Parliamentary Debates, 1866–1920.

NEWSPAPERS

Queensland Daily Guardian, 1863–69.

Brisbane Courier, 1868–89 (selective).

Builder, 7 March and 2 May 1863, 30 April and 2 July 1864, 1 December 1866.

Press clippings file 'Parliament House 1868–1982', and press clippings, 1983–2009, Queensland Parliamentary Library.

Press clippings file 'Parliament House', file 8694, Royal Historical Society of Queensland.

REPORTS AND PAMPHLETS

Ballard & Roessler Pty Ltd in association with Q-Build Project Services, Parliament House, Brisbane, Conservation of Stonework, June 1992.

Bruce Buchanan & Associates, The History of Parliament House, Queensland: A Report Prepared for the State Works Department, June 1983.

Murray, S, Heritage Legislation and Parliament House unpublished report, DPW 9/12/2008.

Parliamentary Annexe, Government Printer, Brisbane, 1983.

Parliament House: Restoration, Government Printer, Brisbane, 1984.

Project Services Department of Works, Parliament House Gardens Conservation Study, 2001.

Project Services Department of Works, Parliament House Gardens Management Plan, 2001.

Project Services, Strategic Asset Management Plan Environmental Sustainable Design Stage 2, 27 November 2009.

Proposed Parliament House Development: Revised Sketch Plans and Summary of Action, Department of Works, Brisbane, September 1972.

Various pamphlets on Parliament House and its contents held by the Queensland Parliamentary Library and the Department of Public Works.

THESIS

Jolly, Paul, 'Old Government House and the Houses of Parliament in Brisbane: a study of colonial architecture in Queensland', thesis submitted for the Degree of Master of Design Studies, University of Queensland, 1986.

BIOGRAPHICAL PUBLICATIONS

Australian Artists Online.

Australian Dictionary of Biography.

Kerr, Joan (ed.), *The Dictionary of Australian Artists: Painters: Painters, Sketchers, Photographers and Engravers to 1870*, Oxford University Press, Melbourne, 1992.

Watson, Donald and McKay, Judith, *Queensland Architects of the 19th Century: A Biographical Dictionary*, Queensland Museum, Brisbane, 1994.

WEBSITES

<http://www.environment.gov.au/cgi-bin/ahdb> The Australian Heritage Database.

http://www.bbc.co.uk/history/trail/church_state/westminster_later/ Christine Riding, Westminster: A new Place for a New Age.

<http://www.parliament.qld.gov.au> The Queensland Parliament.

<http://www.parliament.tas.gov.au> The Tasmanian Parliament.

<http://www.parliament.wa.gov.au> The West Australian Parliament.

http://en.wikipedia.org/wiki/Chance_Brothers Chance Brothers glass.

<http://www.pyroscaphe.com/alienworkers/vuesdeparis/> Views of the Louvre.

OTHER PUBLICATIONS

Bernays, Charles Arrowsmith, *Queensland Politics During Sixty (1859–1919) Years*, A.J. Cumming, Government Printer, Brisbane, 1919.

The Burra Charter: The Australia ICOMOS Charter for Places of Cultural Significance, Australia ICOMOS, Victoria, 1999.

Cope, Russell L., 'Housing a legislature: when architecture and politics meet', in *For Peace, Order, and Good Government: the Centenary of the Parliament of the Commonwealth of Australia, Papers on Parliament*, no. 37, November 2001, Department of the Senate, Canberra, pp. 83–130.

Evans, Raymond, *A History of Queensland*, Cambridge University Press, Melbourne, 2007.

Evans, Raymond and Ferrier, Carole (eds), *Radical Brisbane: An Unruly History*, The Vulgar Press, Carlton North, Victoria, 2004.

Fahy, Kevin, Simpson, Christina and Simpson, Andrew, *Nineteenth Century Australian Furniture*, David Ell Press, Sydney, 1985.

Fahy, Kevin, and Simpson, Andrew, *Australian Furniture: Pictorial History and Dictionary* Casuarina Press, Sydney, 1998.

Harman, Kaye (ed.), *Australia Brought to Book: Responses to Australia by Visiting Writers 1836–1939*, Boobook Publications, Balgowlah, NSW, 1985.

Kerr, James Semple, *Conservation Plan. A guide to the preparation of conservation plans for places of European Cultural Significance*, National Trust of Australia (NSW) sixth edition 2004.

King, Stuart, 'A climate of confusion: the significance of climatic adaptation in 19th century Queensland architecture', in *Proceedings of the XXIVth International Conference of the Society of Architectural Historians, Australia and New Zealand*, Adelaide, Australia, 21–24 September 2007.

Lillie, Maureen R., 'Lady Lamington and the year of left-hand gloves', in *Queensland 1901: Memoirs of the Queensland Museum Cultural Heritage Series*, vol. 2, part 2, May 2002, pp.209–16.

- McCulloch, John, *Women Members of the Queensland Parliament 1929–1994*, Queensland Parliamentary Library, Brisbane, 1994.
- McCulloch, John, *The Suffragists: 100 Years of Women's Suffrage in Queensland*, Central Queensland University Press, Rockhampton, 2005.
- McKay, Judith, *Brisbane Sculpture Guide: A Walk around Public Sculpture in the City*, The Society of Sculptors, Queensland, Brisbane, 1988.
- Prentice, S.A., 'Edward Barton 1858–1942 pioneer electrical engineer', *Memoirs of the Queensland Museum*, vol. 27, part 1, September 1988.
- Queensland Parliamentary Record*, Queensland Parliamentary Library, Brisbane, eleventh edition, 2006.
- Sherry, Beverley, *Australia's Historic Stained Glass*, Murray Child, Sydney, 1991.
- Simpson, Christina, 'Inventories throw light on the use of yellowwood', *Australian Antique Collector*, 42nd edition, July–December 1991, pp. 28–31.
- Summerson, John, *The Classical Language of Architecture*, Thames and Hudson Ltd., London, 1980.
- Tehan, Gloria Bligh, *Dreams and Destiny: The Life and Times of Eliza O'Connell*, Queensland Women's Historical Association, Brisbane, 2005.
- Trollope, Anthony, *New South Wales and Queensland*, Chapman and Hall, London, 1874.

PHOTOGRAPHS

- John Oxley Library, State Library of Queensland.
- Queensland State Archives.
- Fryer Library, The University of Queensland.
- A.A. White, Brisbane, album *Houses of Parliament Queensland*, 27 May 1912, Queensland Parliamentary Library.
- T. Dickson (Clerk of Parliament, 1934–54), album, Queensland Parliamentary Library.
- Picture Queensland.
- Picture Australia.

SOURCES OF ILLUSTRATIONS

Illustrations are from the Department of Public Works unless otherwise indicated. These include photographs taken during the recent building survey by Jinx Miles, Judith McKay and Vito Villari.

Abbreviations

A.A. White album = A.A. White, Brisbane, album Houses of Parliament Queensland, 27 May 1912, Queensland Parliamentary Library
 JOL = John Oxley Library, State Library of Queensland
 QSA = Queensland State Archives
 UQFL = Fryer Library, University of Queensland

CHAPTER 2: HISTORY

Old Legislative Building

Figure 1: Henry Boucher Bowerman, *View of Brisbane*, 1835—JOL image no. 3944-1v000r001

Figure 2: Brisbane's former Convict Barracks—J.G. Steele, *Brisbane Town in Convict Days 1824–1842*, University of Queensland Press, St Lucia, 1975

Planning a new Parliament House

Figure 5: Charles Tiffin—Windsor and Districts' Historical Society

The site

Figure 8: Joseph Backler, *View of Brisbane*, 1866—National Library of Australia, nla.pic-an 2256194

Figure 9: Looking towards Parliament House from the Botanic Gardens, 1926—QSA item part ID 1002376

Figure 10: View from Parliament House, 1898—QSA item part ID 1108374

Figure 11: View of Queen's Park from Parliament House, ca.1889—JOL image no. APO-040-0001-0006

First stage of construction

Figure 12: Perspective of Charles Tiffin's design for Parliament House—UQFL, Hume Photographs, image no. 15

Figure 13: J.D. Heal—*Queensland Punch*, 1 March 1885

Figure 14: Quarry works on the Brisbane River, Darra, 1915—JOL image no. 151697

Figure 15: John Petrie—JOL negative no. 17153

Figure 16: Reporters' Gallery, ca.1934—QSA item part ID 1009401

Figure 17: Parliament House, ca.1869—JOL image no. 19964

Figure 19: Legislative Council Chamber, ca.1869—JOL API-0001-0016

Figure 20: Rear view of Parliament House, ca.1870, with the refreshment room—JOL image no. 156878

Figures 22 and 26: *The International Exhibition of 1862. The Illustrated Catalogue of the Industrial Department, British Division, vol. 2.*

Figure 28: Legislative Assembly Chamber, ca.1869—JOL API 0001 0015

Figure 31: Part of Slater's panoramic view of Brisbane, ca.1870—JOL APA 012 01 0003

Completing the colonial Parliament

Figure 32: John Petrie's workers outside Parliament House, 1879—JOL image no. 12245

Figure 35: Drawing of alterations to the Ladies' and Reporters' Galleries, 1888—JOL negative no. 139920

Figure 37: Drawing of the Ladies' Gallery—QSA series 17690 Item 328475, 26 August 1884

Figure 40: Legislative Assembly Chamber, 1889—JOL image no. 66943

Figure 41: The President's office, 1912—JOL image no. 41038

Figure 42: Eastern corridor, 1912—JOL negative no. 41109

Figure 43: Dining Room lighting proposal, 1892—S.A. Prentice, 'Edward Barton 1858–1942 pioneer electrical engineer', *Memoirs of the Queensland Museum*, vol. 27, part 1, September 1988, p. 36.

Figure 44: Drawing of the Clerk of the Legislative Assembly's residence— QSA series 17690 Item 328488, 7/01/1881

Figure 45: Parliament House grounds, 1912—A.A. White album

Figure 46: Parliament House site plan, 1883—Parliament House Conservation Study 2001 p.8 identified as QSA item 13515/4

Figure 47: Queen Victoria statue—JOL image no. APO- 026 0001 0025

Figure 49: Drawings of Parliament House, 1888—QSA item part ID 1110681

Alice Street wing

Figure 55: Drawing of additions to the back verandah, 1891—QSA series 14379/1 item 378, 21 March 1891

Figure 56: Drawing of settees for the Dining Room—QSA series 17690 Item 328466, 20 May 1891

Figure 57: Drawing of the Dining Room clock—QSA series 17690 Item 328466, 20 May 1891

Figure 58: Dining Room, 1912—A.A. White album

Figure 59: Drawing of furniture for the Clerk of the Legislative Assembly's Office—QSA series 17690 Item 328466, 20 May 1891

Alterations and repairs

Figure 67: The Prince of Wales' luggage leaving Parliament House, 1920—JOL image no. 72913

Figure 68: Edward the Prince of Wales—JOL negative no. 195172

Figure 69: Legislative Council Chamber galleries, 1912—JOL image no. 41105

Figure 70: Legislative Council Chamber chandelier—JOL negative no. 38281

Figure 71: Legislative Assembly Chamber, 1934–54—JOL negative no. 40966

Figure 72: Plan of the Legislative Council Chamber, 1923—QSA series 1162/1 item 10501

Figure 76: Australian War Cabinet meeting, 1940—National Archives of Australia image no. A5954, 1299/2

Figure 77: Smoking Room, 1950—JOL negative no. 40990

Figure 78: Back verandahs, 1950—JOL negative no. 40999

Figure 81: View of the front gardens, 1912—A.A. White album

CHAPTER 4: THE CONTENTS

Figure 203: Legislative Assembly Chamber, 1912—JOL negative no. 41106 A.A. White album

Figure 208: Parliamentary Library, 1909—QPL

Figure 215: Legislative Assembly Chamber, 1947—JOL image no. 40965

Figure 216: Smoking Room, 1912—JOL image no. 41042

Figure 221: Legislative Council Chamber, 1912—A.A. White album

Figure 223: Grand staircase, 1912—A.A. White album

Figure 226: Parliamentary Library, 1912—A.A. White album

CHAPTER 5: CULTURAL HERITAGE SIGNIFICANCE

Figure 250: *Boats ply the Brisbane River in front of Parliament House*, ca. 1895—JOL image no. 6418-0001-005

Figure 254: Women unionists marching during Brisbane's General Strike of 1912—JOL neg no. 59436

Figure 251: Prince Henry, the Duke of Gloucester, at Parliament House, 1934—JOL image no. 41068

Figure 253: Members of the League of Social Justice in the Brisbane Police Court, 1939—JOL image no. 129214

CHAPTER 6: EXTERNAL FACTORS

Figure 256: Heritage boundary from the entry in the Register 600069

CHAPTER 7: CONSERVATION POLICY

Figure 261: Parliament House, October 1926—QSA item 1002374

Figure 263: Main entrance hall prepared for a ceremonial arrival—Queensland Parliamentary Library

Figure 266: The Legislative Assembly Chamber, ca.1950—JOL neg no. 40966

ENDNOTES

- ¹ Parliamentary Buildings Commission report of May 1864, *Votes & Proceedings of the Legislative Assembly*, second session of 1864, p. 314.
- ² 'Parliament House: a competition comedy', *The Salon* (journal of the Institutes of Architects of NSW and Queensland), vol. 1, no. 5, March–April 1913, pp. 294–96.
- ³ The competition fiasco was recounted by Maurice O'Connell in *Queensland Parliamentary Debates*, Legislative Council, 13 November 1867.
- ⁴ Minutes of evidence taken before the Select Committee on the Departments of the Colonial Architect and Engineer for Roads', 13 November, 1867, *Votes & Proceedings of the Legislative Assembly*, 1867, vol. 2, p. 690.
- ⁵ *Queensland Parliamentary Debates*, Legislative Council, 20 November 1867.
- ⁶ Paul Jolly, 'Old Government House and the Houses of Parliament in Brisbane: a study of colonial architecture in Queensland', thesis submitted for the Degree of Master of Design Studies, University of Queensland, 1986, p. 141.
- ⁷ The link between the two designs is made by Stuart King in 'A climate of confusion: the significance of climatic adaptation in 19th century Queensland architecture', in *Proceedings of the XXIVth International Conference of the Society of Architectural Historians, Australia and New Zealand*, Adelaide, Australia, 21–24 September 2007.
- ⁸ C. Tiffin, 'The sanitary arrangements of buildings in hot climates', *Builder* (London), 30 April 1864, p. 310.
- ⁹ Parliamentary Buildings Commission report of May 1864, *Votes & Proceedings of the Legislative Assembly*, second session of 1864, p. 313.
- ¹⁰ *Builder*, 1 December 1866, p. 885, probably based on Charles Tiffin's own words.
- ¹¹ *Queensland Parliamentary Debates*, Legislative Council, 2 June 1867.
- ¹² *Queensland Daily Guardian*, 19 June 1866, p. 3.
- ¹³ *Votes & Proceedings of the Legislative Assembly*, 1867, p. 211.
- ¹⁴ *Brisbane Courier*, 5 August 1868, p. 2.
- ¹⁵ Sherry, Beverley, *Australia's Historic Stained Glass*, Murray Child, Sydney, 1991, p. 66.
- ¹⁶ Charles Arrowsmith Bernays, *Queensland Politics During Sixty (1859–1919) Years*, A.J. Cumming, Government Printer, Brisbane, 1919, p. 51.
- ¹⁷ Anthony Trollope, *New South Wales and Queensland*, Chapman and Hall, London, 1874, p.179.
- ¹⁸ Kaye Harman (ed.), *Australia Brought to Book: Responses to Australia by Visiting Writers 1836–1939*, Boobook Publications, Balgowlah, NSW, 1985, pp. 147–48.
- ¹⁹ L.A. Bernays to Under Secretary for Public Works, 30 November 1900, in WOR/A502, 1903/5164 (batch 10), Queensland State Archives.
- ²⁰ *Queensland Parliamentary Debates*, Legislative Assembly, 26 October 1888.
- ²¹ Letter 3473 of 30 September 1889, WOR/A, 1890/5005 (batch 1), Queensland State Archives.
- ²² Letter 3602 of 9 October 1889, WOR/A, 1890/5005 (batch 1), Queensland State Archives.
- ²³ A/20889, item 1022530, Queensland State Archives.
- ²⁴ *Votes & Proceedings of the Legislative Assembly*, session of 1893, vol. 1, p. 83.
- ²⁵ Letter 5041 of 7 August 1897, WOR/A, 1895/1668 (Batch 5), Queensland State Archives.
- ²⁶ In 1906 a specification was prepared to alter room C16 for the press, but it continued to be shown as a library on later plans.
- ²⁷ Letter 9435 of 25 November 1903, WOR/A, 1910/10468 (batch 11), Queensland State Archives.
- ²⁸ 'Brisbane's early builders', *Architectural and Building Journal of Queensland*, 7 July 1923, p. 19.
- ²⁹ Maureen R. Lillie, 'Lady Lamington and the year of left-hand gloves', in *Queensland 1901: Memoirs of the Queensland Museum Cultural Heritage Series*, vol.2, part 2, May 2002, p. 213.
- ³⁰ S.R. Steer (State Organiser for Royal Visit) to A.B. Brady, Under Secretary for Public Works, 24 March 1920, in WOR/A976, 16986/1921 (batch 13), Queensland State Archives.
- ³¹ *Queensland Times*, 30 June 1980, quoted in John McCulloch, *Women Members of the Queensland Parliament 1929–1994*, Queensland Parliamentary Library, Brisbane, 1994, p. 22.
- ³² Charles Freeman, Secretary of the United Operative Stonemasons' Society of Queensland, to the Premier, 30 October 1952, in historical information collected by the Department of Public Works.
- ³³ *Parliamentary Annexe*, Government Printer, Brisbane, 1983, n.p.
- ³⁴ Russell Cope, 'Housing a legislature: when architecture and politics meet', in *For Peace, Order, and Good Government: the Centenary of the Parliament of the Commonwealth of Australia, Papers on Parliament*, no. 37, November 2001, Department of the Senate, Canberra, n.p.
- ³⁵ Compare with Historic Houses item L95/71

- ³⁶ Handles with the ribboned motif to left survive on the doors into the first floor courtroom of the Rockhampton Supreme court constructed 1885-1887
- ³⁷ The same pattern of crystal handles were used in the Treasury Building constructed 1885 – 1889.
- ³⁸ *Moreton Bay Courier*, 24 May 1860, p. 2.
- ³⁹ *Brisbane Courier*, 20 September 1866, p. 5.
- ⁴⁰ Parliamentary Building Committee Report for 1912–13.
- ⁴¹ Ian Still, Report to Department of Works, 13 October 1980.
- ⁴² *Brisbane Courier*, 12 April 1877, p.2.
- ⁴³ Christina Simpson, 'Inventories throw light on the use of yellowwood', *Australian Antique Collector*, 42nd edition, July–December 1991, p. 31.
- ⁴⁴ Russell Cope, 'Housing a legislature: when architecture and politics meet', in *For Peace, Order, and Good Government: the Centenary of the Parliament of the Commonwealth of Australia, Papers on Parliament*, no. 37, November 2001, Department of the Senate, Canberra, n.p.
- ⁴⁵ Joan Kerr (ed.), *The Dictionary of Australian Artists: Painters: Painters, Sketchers, Photographers and Engravers to 1870*, Oxford University Press, Melbourne, 1992, p. 36.
- ⁴⁶ James Semple Kerr, *The sixth edition Conservation Plan. A guide to the preparation of conservation plans for places of European cultural significance*, National Trust 2004, p.12.
- ⁴⁷ www.bbc.co.uk/history/trail/church_state/westminster_later/.
- ⁴⁸ Summerson, John, *The Classical Language of Architecture*, Thames and Hudson, London, 1980 edition reprinted 2004, p.71.

APPENDIX 1: CHRONOLOGY

Abbreviations:

BC	Department of Public Works Batch Cards
WR	Department of Public Works Annual Reports, incomplete: 1876–93, 1899–1991
BR	Parliamentary Buildings Committee Annual Reports, incomplete: 1877–86, 1899–1916
S	Copies of specifications held in Department of Public Works archive box ARC/6
QSA	Department of Public Works Batch Files held at Queensland State Archives
PP	Votes & Proceedings of the Legislative Assembly/Queensland Parliamentary Papers
MP	Margaret Pullar Historian in Parliament House Gardens Conservation Study 2001
B&R	Ballard & Roessler Pty Ltd in association with Q-Build Project Services, Parliament House, Brisbane, Conservation of Stonework, June 1992
N	Newspaper reports
B	Bruce Buchanan & Associates, The History of Parliament House, Queensland: A Report Prepared for the State Works Department, June 1983
JMcD	Information on recent works supplied by John McDonough, former Manager, Property Services, Parliament House
QPL	Queensland Parliamentary Library

Note that items relating to maintenance and minor upgrading are omitted from this table—refer to particular conservation studies for full descriptions.

<i>Date</i>	<i>Record/Event</i>	<i>Source</i>
1860	22 May: first meeting of Queensland Parliament held in old Convict Barracks in Queen Street	
1860	Alterations	BC
1860	Furniture	BC
1864	Hansard reporting services established	
1864	Architectural competition held for new Parliamentary Buildings and won by Colonial Architect Charles Tiffin. Amidst controversy, an entirely new design by Tiffin adopted.	
1864	November: tenders for supply of stone	B&R
1865	14 July: foundation stone for Parliament House laid	
1865	Tender notices for the new Parliamentary Buildings: for the supply of blocks of white marble from the Calliope river, near Gladstone, (<i>Rockhampton Bulletin</i> , 3 and 5 January 1865) and for the supply of 500,000 bricks 'any colour, all one size: 9¼ x 4½ in by 2916 in. About 30,000 bricks per week needed' (<i>Qld Daily Guardian</i> , 4 January 1865)	N
1865	Letter from Charles Tiffin to the Undersecretary for Lands and Works 27 November 1865	QSA LWO/A27
1866	Account from W B Brookes Ironmongers includes pendants, globes and sunburners.	DPW file 27466/20/1
1867	13 March 1867 letter from Benjamin Backhouse to the Colonial Architect (in correspondence file of the Colonial Architect) asks him to hand over some sunburners and mantles for work on the Masonic Hall. This was done and it is unclear how many sunburners were actually installed in the Chambers although 4 were specified.	BB in DPW file 27466/20/1
1867	Contract with John Petrie for £17,500 to complete the buildings within twelve months	
1867	Contract drawings for Parliament House, Refreshment Rooms and outbuildings, copies held in DPW records also in QSA series 1162 item 588470, series 1162 item 588469 (dated 24/12/1867) which shows one fleche over Legislative Chamber and 2 over Assembly of different designs to present	BC
1867	Finishes Refreshment Rooms [good drawings at QSA, in PD 88.1 or 2]	S
1867	Elevations and sections undated (actually refreshment rooms which were not built in this form) PD88.2/12 RSI14379/1/366	QSA plan series 17690 item 328474
1867	Specification for Finishing the new Houses of Parliament as they stand at the	QSA WOR/P

Date	Record/Event	Source
	present time	
1867	Specification for Finishing the new Houses of Parliament as they stand at the present time September 1867 (signed by John Petrie)	QSA A/20888
1867	Specification of Work required to be done in completely finishing the Houses of Parliament, Brisbane, with the exception of the Stone Arcades and Carriage Porch. October 1867 (signed by John Petrie)	QSA A/20888
1868	4 August: first meeting of Parliament in new building	
1868	<p>The Parliament will meet on Tuesday next after a recess of upwards of five (5) months. One of the reasons given for the unusual delay in calling members together was that the new Governor might be here to open the Parliament. He has, however, not arrived in time. The new houses are also unfinished. By dint of great exertions some portions of the building including the Council and Assembly Rooms are so far finished that it is possible to occupy them. The objectional sheep's head has been removed from the mouldings over the Speaker's chair by a special law of the Executive Council and Honourable Members are to meet in the New Parliament Houses. (Same date same Journal)</p> <p>On the evening of July 20th at 8 o'clock the Legislative Chambers were lit for the first time. There were a goodly number of persons present to see the result. A feeling of satisfaction was expressed on all sides especially with respect to the Council Chamber which is now ready for its furniture. The light from the gas burners is very fairly distributed over the houses and so far as seeing is concerned all is well. It remains, however, a question whether the majority of our legislators will be able to catch the ear of the reporters who are placed on the gallery above the Speaker. Certainly they will not be audible unless they take the pains to raise their voices higher and to mumble less than was customary in the small Chambers of the old building.</p>	<p>The Queenslander 1st August 1868 quoted in a letter from Bruce Buchanan (BB) to Peter Heyworth dated 8 April 1980 in DPW file 27466/20/1.</p>
1868	<p>Further complaints about the reporters in Parliament House not being able to hear states that "as matters at present stand they are placed quite out of hearing of three out of four of the members of the Legislature but of course they are expected to report them just the same. I hope that the Parliamentarians will learn to speak a bit better."</p> <p>Then it comments that "there are greater difficulties of the reporters than even this. They are expected to write in the dark. Perhaps they may be shown more consideration in the future, but the first night Honourable Gentlemen went on talking until they could scarcely see each other. The dim and misty twilight is a good time for the exercise of a passionate eloquence of a certain kind but not good for reporting it or observing its effect. This defect in the arrangements may, and no doubt will, be remedied but there is a worse grievance. The unhappy reporters were in the outer edge of the line which could not go forward unless over the gallery which the general public did its best to press forward. The general public are not at all to blame for leaning on a reporter's shoulders if that seems comfortable or for walking up and down the gallery midst of a peroration if the general public does not like the peroration and we highly approve the freedom with which the general public availed itself of its privileges but the consequences have to be considered and we hope they will be."</p>	<p>The Queenslander 8 August (BB) DPW file 27466/20/1</p>
1868	<p>The Parliament will meet on Tuesday next after a recess of upwards of five (5) months. One of the reasons given for the unusual delay in calling members together was that the new Governor might be here to open the Parliament. He has, however, not arrived in time. The new houses are also unfinished. By dint of great exertions some portions of the building including the Council and Assembly Rooms are so far finished that it is possible to occupy them. The objectional sheep's head has been removed from the mouldings over the Speaker's chair by a special law of the Executive Council and Honourable Members are to meet in the New Parliament Houses. (Same date same Journal)</p> <p>On the evening of July 20th at 8 o'clock the Legislative Chambers were lit for the first time. There were a goodly number of persons present to see the</p>	<p>The Queenslander 1st August 1868 in a letter from Bruce Buchanan (BB) to Peter Heyworth dated 8 April 1980 in DPW file 27466/20/1.</p>

Date	Record/Event	Source
	result. A feeling of satisfaction was expressed on all sides especially with respect to the Council Chamber which is now ready for its furniture. The light from the gas burners is very fairly distributed over the houses and so far as seeing is concerned all is well. It remains, however, a question whether the majority of our legislators will be able to catch the ear of the reporters who are placed on the gallery above the Speaker. Certainly they will not be audible unless they take the pains to raise their voices higher and to mumble less than was customary in the small Chambers of the old building.	
1868	Further complaints about the reporters in Parliament House not being able to hear states that "as matters at present stand they are placed quite out of hearing of three out of four of the members of the Legislature but of course they are expected to report them just the same. I hope that the Parliamentarians will learn to speak a bit better." Then it comments that "there are greater difficulties of the reporters than even this. They are expected to write in the dark. Perhaps they may be shown more consideration in the future, but the first night Honourable Gentlemen went on talking until they could scarcely see each other. The dim and misty twilight is a good time for the exercise of a passionate eloquence of a certain kind but not good for reporting it or observing its effect. This defect in the arrangements may, and no doubt will, be remedied but there is a worse grievance. The unhappy reporters were in the outer edge of the line which could not go forward unless over the gallery which the general public did its best to press forward. The general public are not at all to blame for leaning on a reporter's shoulders if that seems comfortable or for walking up and down the gallery midst of a peroration if the general public does not like the perorator and we highly approve the freedom with which the general public availed itself of its privileges but the consequences have to be considered and we hope they will be."	The Queenslander 8 August (BB) DPW file 27466/20/1
1869	Erection of new building expenditure to 1869 £62,435/6/-, finished Furniture and fittings commenced 1869 and still unfinished, remaining expenditure in 1869 £2,104/10/5	PP
1870	Expenditure from 1859 to July 1870: On additions and alterations to (old) Legislative Buildings £6,203/12/4, on furniture for same £2,043/18/5: total £8,247/10/9 On erection of new Houses of Parliament £62,460/1/-, on furniture for same £2,642/8/5 Expenditure on new Houses of Parliament during 1870 only £34,454/11/7, furniture expenditure during 1870 £613/5/-, finished Furniture and fittings unrendered claims during 1870 £7/15/-	PP
1871	Parliament House alterations and additions expenditure during 1871 £249/2/10, finished Furniture expenditure during 1871 £490/5/3 Furniture and fittings unrendered claims during 1871 £29/3/- Repairs and incidentals during 1871 £36/8/- Repairs to furniture and fittings during 1871 £21/10/- Unauthorised expenditure furniture during 1871 £456/1/3 Clerk of Legislative Assembly's residence lattice work expenditure during 1871 £12/15/-, finished December: new Clerk of Legislative Assembly's residence postponed	PP
1872	Furniture expenditure during 1872 £283/8/3 Estimates for 1872: furnishings and fittings Legislative Council Chambers £3,000 Clerk of Legislative Assembly's residence and Refreshment Rooms £2,000 Estimates for 1873: Furniture and fittings expenditure during 1871 and 1872 total £556/8/9, unexpended balance in 1872 £43/11/3	PP
1872	Additions Providore's cottage	BC

Date	Record/Event	Source
1873	Repairs to Clerk of Legislative Assembly's residence during 1872 and 1873 total £200 Repairs to Parliamentary Buildings during 1872 and 1873 total £165/14/- Furniture and fittings expenditure during 1873 £139/17/6	PP
1874	Estimates for 1874: Parliament Buildings fence and wall £800	PP
1875	Colonial Architect provided plans for placing additional bookcases in the upper library and for erecting a light ornamental gallery over the existing shelves in the lower library; the first scheme was preferred. Note that the Parliamentary Library has undated plans for adding shelves above the existing bookcases, with cornices raised.	<i>Qld Parliamentary Debates, Assembly, 8 July 1875</i>
1875-76	F.D.G. Stanley reported on repairs needed: filling open joints of stonework, especially on main front; rising damp in brickwork of walls in passages and entrance halls on ground floor, to be coated with cement and plaster; drainage of foundations to be inspected, main drain had burst in heavy rains; all external wood and ironwork to be painted; the water closets on first floor opening on to principal lobby between the Chambers need to be repositioned to rear of main staircase – i.e., outside the building, being 'almost unavoidably offensive' – probably lead to doors being formed from Chambers to balconies.	PP
1876	Sundry repairs and improvements, including improved water supply, repairs to drainage, furniture	WR
1876	Repairs PTB & C	BC
1877	Drawings of arcades, additions to carriage sheds, proposed extension and alterations, plans of gutters, pigeonholes, seats in Legislative Assembly Chambers	BC
1877	Closets and urinals, J. Petrie contractor 13/09/1877 Freestanding timber building containing 2 ECs and 2 urinals Original batch 15.8.6 also PD88 1/12 and RSI14379/1/353	QSA plan series 17690 item 328461
1877	Plan of new bathroom undated but similar in style to drawings signed by Petrie. Timber enclosure on back verandah ground floor Assembly Chamber end of building but next to the middle projecting block containing the grand stair. The bathroom is roofed at a lower level than the floor of the verandah above and requires a window in the back wall (to the strongroom) to be locked and a higher window placed above. PD88 1/3 RSI14379/1/344	QSA plan series 17690 Item 328452
1877	Alterations to WCs shows WCs at first floor to the north west of the grand stair shows insertion of new stalls for urinals of cast iron with glass(?) inserts to match existing original batch 17.8.6 also PD99 1/11 RSI14379/1/352	QSA plan series 17690 Item 328460
1877	Plan of seats in the Legislative Assembly, undated drawing in the style of others signed by Petrie in 1877 shows proposed French lights to arcade and rear verandah at rear of Chamber and tiered seating original batch 14.6.8 PD88.1/9 RSI14379/1/350 Another undated drawing similar but with different hand lettering shows Assembly Chamber with 'present arrangement' without French doors and proposed arrangement with French doors and possibly another set of doors near the Speaker (Series 17690 item 328453 PD88.1/4 RSI 14379/1/345)	QSA plan series 17690 item 328458
1877	Arcades	S
1877	Undated drawing titled New Houses of Parliament Brisbane Plan for Completion of work showing colonnades and enclosing fences	QSA plans series 1162 item 588539 copy in DPW records
1877	Specification to be observed by the Contractor in supplying material and erecting Arcade fronts and Carriage shelter to the front of the Parliament Buildings Brisbane April 1877. Also initialled [illegible] and dated 25 Feb 1878. Front page signed and later pages initialled by John Petrie.	Copy held in DPW records
1877	Legislative Council Chamber recarpeted (<i>Telegraph</i> , 9 May 1877)	N

Date	Record/Event	Source
1877	Request for extra shed accommodation for six carriages and six horses; F.D.G. Stanley prepared a plan for new, permanent Refreshment Rooms to cost about £6,500, to be built at same time as the arcades, committee requested more accommodation for servants; tile paving ordered from England for the ground floor passages in the main building	BR
1878	Fences and retaining wall, wrought iron, new bathroom, alterations to WCs closets and urinals. Proposed Refreshment Rooms crossed out. Additions to laundry and Refreshment Rooms, repairs to Refreshment Rooms	BC
1878	Plan of Assembly Chamber showing the proposed addition of curved seats behind the screen and French lights, which would have provided access to the verandah for toilets and to the arcade from the back of the Chamber (not the front as now exists). A proposed toilet block which did not eventuate is also shown attached to the back verandah. Drawing initialled TWJ 12 December 1878	QSA series 17690 item 328465
1878	Committee recommended a further sum of £6,010 be made available to proceed with the new Refreshment Rooms; F.D.G. Stanley had revised the plans 'with the extended cellar suggested', now to cost £11,0250, would require relocating the stables; another plan prepared for enclosing the whole grounds with a low stone wall and iron railing; Committee called for better water supply in case of fire, concerned about risk of fire in the roof through heating of the gas pipes supplying the sunlights, Edmund MacDonnell of the Fire Brigade Board recommended that two water tanks be placed in the centre dome, with attached hose reels, F.D.G. Stanley recommended adding one large cast-iron tank with force pump attached	BR
1878	Arcades under construction, two new cross benches for Legislative Assembly Chamber 'will alter the appearance of the house considerably', Refreshment Rooms doubled in size and a spacious verandah being added (<i>Telegraph</i> , 8 January 1878)	N
1878	Iron railing	S
1878	Contract let for front arcades 'in completion of the original design', John Petrie £8,760; additions to Refreshment Rooms and others in progress; 'improvements were also carried out in the interior of the building, in substituting timber for slate flooring in the lower corridors, and providing a system of ventilation and drainage under the floors, a work which was much required'; alterations and fittings in the strongroom	WR
1879	Proposed closets, verandah to Refreshment Rooms	BC
1879	Plan of a freestanding block of 6 earth closets and 6 urinals out of brick behind the refreshment rooms signed by contractor Charles Whiting 5 March 1879	QSA series 17690 item 328464
1879	Drawing of additional verandah to refreshment rooms 5 March 1879 previously PD88.2/8 RSI 14379/1/362	QSA series 17690 item 328470
1879	Refreshment Rooms additions Closets	S
1879	Committee recommended that £100 be made available for planting a shrubbery between the Refreshment Rooms and the Government House Domain, had received an estimate from the director of the Botanical Gardens; concerned that increased water supply still not attended to by July 1879; recommended that part of the back verandah of the Legislative Assembly Chamber be enclosed, to prevent a 'great draught' coming from the French door at the back of the Ministers' Gallery	BR
1879	Arcades complete (by May 1880); increased water supply laid throughout the building, with fire plugs and hose at each level and in the main roof; gas lighting of the Chambers remodelled to provide better light and reduce gas consumption, using 24 separate ring lights and reflectors in place of the previous 63 clustered jets; additions to Refreshment Rooms at cost of £1,100	WR
1880-82	F.D.G. Stanley supervised erection of stone and iron palisade fence on the alignments of Alice and George Sts	MP
1880	Repairs, hot chest Refreshment Rooms, boundary wall (Clerk's residence)	BC

Date	Record/Event	Source
1881	Plans for Clerk's residence, plans of roof and alterations	BC
1881	Residence built for Clerk of Legislative Assembly adjacent to Parliament House at cost of £2,498 (coloured elevation at QSA PD88/3/13); gates and fencing provided at Parliament Buildings, also extension of water pipes, trenching and planting enclosure at cost of £437 Coloured drawings at QSA new reference series 17690 Item 328488 and item 328477 dated 7/01/1881	WR
1882	Boundary wall and underground cellar Plans for Groom's cottage and stables Rearrangement of seats Venetian shutters Fence and drainage Drains to be removed	BC
1882	New brick stables and Providore's quarters constructed £2,899, Groom's cottage £140, masonry retaining wall by W. Ferguson £282, and iron railing and gates by Harvey, Sargeant & Co. £126/13/-	WR
1882	Plans being prepared for stables and Providore's quarters, to use stone from old gaol, old stables and other outhouses to be demolished (<i>Brisbane Courier</i> , 2 January 1883) George Connolly designed the stables and Providore's quarters (as stated in a job application, QSA)	N
1883	Total expenditure £3,153, including new laundry and fencing constructed by Ferguson & Hutchins £551, painting Legislative Council Chamber by John Petrie £130, new carpets and furniture September 1883 J.J. Clark appointed Colonial Architect	WR
1883	Boundary wall and iron railing 30 October 1883. Drawing shows elevation to Alice Street with central gateway and large detail of stone gate pillars and a sketch of the light fittings. Signed by E J Harvey 25/10/1882	QSA plan series 1162 item 588499
1883	Legislative Council and Assembly Chambers redecorated, by S. Maxwell under supervision of John Petrie, in the Parliamentary Library the bookcases raised to the ceiling and the floor matting replaced by linoleum (<i>Brisbane Courier</i> , 26 June 1883)	N
1884	Reporters' staircases, Legislative Assembly A. McN Fraser contractor £399, new carriage shed erected.£90, also drainage and furniture	WR
1884	Plan showing proposed replacement of circular stair to Legislative Assembly Gallery with a dogleg staircase in rectangular stair well 10 June 1884	QSA RSI 14379/1 item 347
1884	Drawing showing options for inserted more tiered seating in the ladies gallery and a curved screen at the back of the reporters gallery in the Assembly Chamber	QSA series 17690 Item 328475
1884	Carriage shed New stairs reporters' gallery Elevations and sections end block (presumably Alice St) Drains at old building Proposed extensions Alterations to Refreshment Rooms	BC
1884	Specification of Drains to be removed at Parliament buildings. April 1884.	QSA A/20888
1885	Total expenditure £181, for lightning conductors, repairs, furniture	WR
1885	Electric light installed to both Chambers by the Edison Company, connected to plant at the Government Printing Office by underground mains	Printing Office report
1886	9 August: electric light becomes functional 24 August: fire under floor of Assembly Chamber, requiring re-laying the underground cable	Printing Office report
1886	Painting Caterer's house	BC
1886	Caterer's house	QSA S
1886	Total expenditure £434, for lightning conductor, repairs, furniture, and painting by Boardman & Giddings £136	WR
1887	Lean-to shed	BC

<i>Date</i>	<i>Record/Event</i>	<i>Source</i>
1887	Total expenditure £175, for furniture, etc. and additions to caterer's quarters E. Farris contractor £70	WR
1887	Pigeonholes to strongroom 10 Oct 1887 shows a timber mezzanine inserted in the strong room (probably the Council strong room) forming a gallery around the walls with pigeon holes at the upper level. Previous PD88 1/8 RSI 14379/1/349	QSA plan series 17690 item 328457
1888	Dairy, etc. Providore's residence Block plan proposed additions Painting Clerk's residence	BC
1888	Colonial Architect George Connolly reported on decay of the main building foundations due to rising damp, and recommended repairs to plaster and floors, also removing soil and ventilating and draining the building at a cost of £2,500	B&R
1888	Total expenditure £514, for repairs, furniture, etc., and dairy, store and larder completed by Green & Marshall £110 Plans for additions prepared	WR
1888	Proposed alterations and additions to Legislative Assembly galleries – ladies' and reporters' galleries	QSA plan and JOL photo
1889	Plans prepared for new extension held in DPW records	BC
1889	(1059) Additions to Parliament House sheet 4 longitudinal section through Alice street initialled HAS Also floor plans with a dark background showing modifications to the plans	QSA series 1162/1/10510 and 0438 and 1059 and 10447 and 10446
1889	Block Plan (not dated) showing addition of Alice Street wing and alteration of back verandah with carriage way aligned to William Street and the relationship of the extension with the Providore's and Clerk's residences. The reporters' stair (Assembly Chamber) is shown rectangular in outline.	QSA series 17690 item 328478
1889	Additions	S
1889	'At the end of the present building some alterations will be made in the arrangement of partitions, &c., and the portion now used as an entrance hall will be converted into a post and telegraph office' (<i>Brisbane Courier</i> , 12 February 1889)	N
1889	Report on objectionable entrances	QSA
1889	7 February: tenders called for additions to Parliament House (Alice St wing). Tender of Edward Valley accepted £37,133. Supervised by Colonial Architect George Connolly. Total expenditure for year £9,929, including for above additions and £61 for painting Clerk of Assembly's residence by J. Lang & Co.	QSA and WR
1889	Specification of Material and Workmanship required in making Alterations and Additions to Parliament Buildings Brisbane, in accordance with Drawings Nos. 1, 2, 3, 4, and 5, and such further Detail Drawings as may be furnished during the progress of the Works. March 1889. Printed specification marked 'to be Returned 16.3.89'	
1889	August: stonemason Patrick Nugent appointed to ensure the quality of the stone for the Alice St additions, and the stone tested by various government analysts and A.C. Gregory	B&R
1889	£81/13/6 required to pay contractor for the additions for a damp course of 22 gauge galvd iron not provided in the specification, and for a drain from cellar to side channel of Alice St	B&R
1889	Additions to back verandah	MP
1890	Total expenditure for year £19,793, including for Alice St wing, upholstery, fire alarms, etc. and additions to Groom's cottage by J.R. Clouston £54 Alice St wing approaching completion, funded mostly from loan	WR
1890	Additions to Groom's cottage Bar fittings Alterations and additions to outhouses	BC

Date	Record/Event	Source
	Plans of outhouses and residence Plumbing work	
1890-96	Specification for bar fittings Dec 1890 signed by contractor Valley. Appears to be for 'Lucinda' bar to be made (new) out of cedar and yellow wood with a cedar counter and embossed glass to the office	QSA S A/20889
1890	Groom's cottage	S
1890	Repairs required to electric bells in Legislative Council Reporting white ants Cost of altering windows in dome Tenders Groom's cottage	QSA
1890	Copy of drawings stapled to Report on the electric Lighting of the Parliamentary Buildings stamped 2 Dec 1890 and signed Edward Barton Government Electrician.	WOR/A 356 1890-91
1891	Drawing showing addition of back verandah to join original verandahs and remove link to refreshment rooms signed A J Byrne to be returned 21.3.91 but apparently signed in August (?) 1891. Includes construction of a new bathroom at the south west end of the rear first floor balcony and the removal of an existing bathroom and telephone booth adjacent the outer wall of the main stair. Also a similar drawing series 17690 ID 328486 initialled by Still per. Colonial Architect 21.3.1891 and the contractor Byrne coloured and showing new part of verandah only	QSA 14379/1 item 378
1891	Specification of Back Verandah and Balcony at Parliamentary Buildings Brisbane March 1891 signed by Augustin John Byrne [contractor].	QSA WOR/A 283 3246/1891 (Batch 3)
1891	Specification of certain upholstery and painting required at the two libraries of the Legislative Assembly at Parliament House April 1891	
1891	Specification for library fittings October 1891 (second floor) appears to be for library in Alice Street wing and includes cypress pine and cedar shelving with a cedar cornice	QSA A/20889
1891	Drawing showing proposed additions of screen, desk, table and hat stand to Mr Bernays room, clock and tables for dining room and settees and table for billiard room initialled by T Pye 27 May 1891 previous PD88.2/4 RSI 14379/1/358	QSA Series 17690 item 328466
1891	Letter to the Government Printer dated 17 July 1891 stamped by DPW 9 July 1891 from Edward Barton Government Electrician 1 with drawing attached	QSA WOR/A 356 1890-9
1891	Alterations and additions to outhouses	QSA plan
1891	June: Western wing completed and occupied	MP
1891	Reporters' lavatories Upholstering libraries Removing and re-erecting outhouses Fittings to library	BC
1891	Finishes library furnishings	S
1891	Total expenditure for year £5,046, including for: verandah A.J. Byrne £499, fire extinguishing apparatus Watson Bros £111, extension of water service J. Walters £49, Library upholstery Shepard & Boyling £52, staff lavatory E. Valley £55, library fittings W. Hicks £78, out-offices J.R. Clouston £114, gas fittings H. Wakefield £190, furnishing Finney, Isles & Co. £256, furnishing R. Green £136, furnishing Hislop & Co. £93, furnishing Chapman & Co. £156, furnishing Foster & Kelk £28 Alice St wing completed by Valley for £37,722, including extra works, furnished at a cost of £672	WR
1891	Additions, furniture and screen, to Mr Bernays' room – includes tables (for dining room?), mirror, hatstand, casing for the dining room clock, settees for the billiard room	QSA plan RSI 143791/1 Item 358
1892	Specification of Plumbing Work etc etc Additions to Parliament House Brisbane signed Thomas Walters & Co [contractor]	QSA WOR/A288 243/1892 (Batch 4)

<i>Date</i>	<i>Record/Event</i>	<i>Source</i>
1892	Statement of Accounts	QSA WOR/A288 243/1892 (Batch 4)
1891- 1911	Lavatory and sink to reporters' room	QSA S
1891- 1914	Upholstery to libraries Library fittings	QSA S
1891- 1913	Alterations and additions to outhouses	QSA S
1892	Alterations to ECs Urinal in lavatory Covering (?) verandah floor Hot water appliances Drainage and gravelling Additional verandah first (floor?) covering. Electric light additions Drawings of additions	BC
1892	Removing and erecting outhouses	QSA plan
1892	Drainage and gravelling	QSA S
1892	Total expenditure for year £1,175, including for: electric light fittings Trackson Bros £374, urinal in lavatory W. Smith £31, also alterations to water service, outhouses, cooking range and furniture	WR
1892	Electricity installed throughout the building New additions electric light	B QSA S
1892	10 Feb: Govt Architect A.B. Brady recommended accepting Wm Marshall's tender of £68 for 'drainage improvements': entrance (Archway) from Alice St to courtyard to be metalled and gravelled; gas, water and drainpipes through archway to be lowered; hardstone surface drain to be formed to carry off surface water; five new gully traps. December: reported extensive repairs needed to stone arcade on new wing	B&R
1892	Additions light fittings	S
1892	New Additions, Parliament Buildings, Specification of Electric Light Fittings to be supplied. January 1892 [a handwritten note on the photocopy states that there is a typed specification dated to 1890 presumably for the same works].	
1892	Estimate of Alterations and Repairs to Arcade New Wing of Parliamentary Buildings Brisbane Government Architects Office 3 February 1892	QSA WOR/A333 1668/1895 (Batch 5)
1892- 1914	Covering verandah floor in lead	QSA S
1892- 1914	Hot water apparatus to new kitchen	QSA S
1893	Repairs and papering Urinal in lavatory Repairing stonework, etc. Repairs	BC
1893	Repairs to stone front W. Marshall £300	WR
1893	Specification Repairing Stonework in Arcades and making other Repairs to the new Wing of Parliamentary Buildings Brisbane specification dated January 1893 signed by William Marshall contractor 12 March 1893	QSA WOR/A333 1668/1895 (Batch 5)
1894	Room electric telegraph office Counter and screen	BC
1895	26 February: plan and specification for laying out of courtyard prepared by Colonial Architect's Department. Scheme B (that adopted) included a large area of lawn....Tenders called for layout of lawn, beds and gravel drives in court yard, Parliamentary buildings. The old carriage shed was taken down, the materials stored for future use...alterations to the hydrants, lamps,	MP

Date	Record/Event	Source
	manholes... was done under a separate contract....Correspondence with the Government Architect regarding construction of gravel driveway and fence around Mr Baldwin's garden.... Tenders called for the alterations of gates and stone pillars. William Kennedy's tender of £157/10/10 accepted by Brady 25 July 1895. L.A. Bernays, Clerk of Legislative Assembly, recommends construction of garden bed around caretaker's residence....	
1895	Improving ventilation Taking down carriage shed Elevator Legislative Council back verandah Alterations to gates Laying out courtyard	BC
1895	Drawing 'Parliament Buildings Legislative Assembly Chambers Proposed Ventilation' 2 March 1895	QSA WOR/A374 69/1877 (Batch 6)
1895	Specification to be observed in the erection of Grooms cottage Parliament Buildings Brisbane C1890 - 1895	
1895	Specification laying out of courtyard Parliamentary Buildings Brisbane 26 Feb 1895 (3 pages) signed William Kennedy [contractor]	QSA WOR/A374 69/1897 (Batch 6)
1895	Specification Improving the Ventilation Legislative Assembly Chamber, Queensland Parliament Buildings Brisbane May 1895 signed by John Walters [contractor]	QSA WOR/A374 69/1897 (Batch 6)
1895	Photocopy of drawing titled Queensland Parliament Bdgs. Brisbane Alterations to East Gates signed by Thos Keenan [?] and James H B Crawford [?] dated 22 Nov 1895 and attached excerpt from specification (not named but also initialled by JK and Crawford).	
1895	Fences	S
1895	Improving ventilation	QSA S
1897	Specification Renovating entrances, vestibules corridors etc. etc Parliamentary Buildings and Renovations at Residence of Clerk of Legislative Assembly Brisbane. 3 March 1897 signed WA Seal [?] [contractor]	QSA WOR/A398 2072/1898 (Batch 7)
1897	Estimated cost of renovating Entrances, Vestibules, Corridors etc etc Parliamentary Buildings 9 February 1897	QSA WOR/A398 2072/1898 (Batch 7)
1897	Specification for taking down and removing existing arcade and erecting a new arcade to Alice street front, also repointing existing work at Parliamentary Buildings Brisbane. December 1897. (16 pages) signed Daniel McDonald [contractor]	QSA WOR/A421 1967/1899 (Batch 8)
1897	Specification Repairing and painting Parliamentary Buildings Brisbane 23 Dec 1897 signed WA Seal [contractor]	QSA WOR/A42 1967/1899 (Batch 8)
1895-1914	Taking down carriage shed, erecting stable wall	QSA S
1895-1916	Elevator	QSA S
1895-1917	Alterations to gates	QSA S
1896	Money spent on stone kerbing at Parliament House	MP
1897	Tenders called for removal and purchase of disused iron gates, gate pillars, side walls and iron railings standing inside grounds near court yard entrance in Alice St. Gates to be stored. Thomas Keenan submitted lowest tender and was accepted. Tenders were called for fencing cottage of L.A. Bernays, Clerk of Legislative	MP

Date	Record/Event	Source
	Assembly. Hooper & Ross's tender of £38/0/0 was accepted in March 1897.	
1897	Letter from Gov architect to Undersecretary Works regarding drafts felt in the Legislative Assembly – the coved perforated cornice has been covered with a double layer of hessian and this appears to be effective	QSA WOR/A398 1898 2055- 2493
1897	Renovating entrances, vestibules, etc.	BC
1897-1911	Renovating entrances, vestibules, etc. also QSA WOR/A398 1898 2055-2493 which includes joinery on ground and first floors which was previously painted or grained to be thoroughly cleaned, sandpapered and painted (flatted) in selected colours	QSA S
1897	July: Inspector Jack reported damp in recently renovated walls in vestibules and corridors of the Legislative Assembly end of the building, due to absence of a proper damp course in the walls; extensive repairs required to floors of old wing.	B&R
1897	New arcade	S
1897	August: stonework on the Alice St found to be so deteriorated and dangerous that Govt Architect A.B. Brady advised there was no choice but to demolish and rebuild, at estimated cost of £5,000.	B&R
1898	Drawings prepared for re-erection of arcade	BC
1898	Tenders for new arcade 25 January: Executive Council approval 28 January: storm damage to roof of Parliament House and Clerk's house March: Executive Council approval for repairs New telephone required for Refreshment Rooms Removal of lift Renovations President of Legislative Council's room Hon W.H. Wilson renovate his room Urinal required for reporters New furniture Premier's bedroom Repairs and renovations Minister for Works' rooms March: petition for supply of billiard table for members Set of pigeonholes required for Legislative Council Bedroom for Minister for Agriculture Table for press room White ants in Clerk's residence, etc. October: billiard table to be put in Smoking Room Occasional table for President of Legislative Council's room Bathroom and elevator Legislative Council	QSA
1898	Tenders accepted for repairs to roadway and metalling...	MP
1898	Daniel McDonald's tender of £5,487 accepted for re-erecting Alice St stone arcade, to be built of Helidon or Murphy's Creek stone, contract time of nine months (<i>Brisbane Courier</i> , 5 February 1898)	N
1898	Sept: contractor McDonald requested a two months' extension due to continuous wet weather and difficulty in obtaining masons	B&R
1898	Defective drains under main building causing more damp problems	B&R
1898	Memo regarding painting President's room includes painting woodwork and new Brussels carpet in sitting room and bedroom 15 April 1898 Memo from Clerk suggesting that room occupied by Post and Telegraph Office be taken over for records by forming doorway between the two rooms and installing a metal door. He suggests the Post office could be moved to a room off the front entrance used for Members bicycles 26 March 1898 Letter from Clerk to Undersecretary approving change of location of Post and Telegraph Office from present room to No 2 Committee room 17 May 1898 Letter from Clerk to Undersecretary Works requesting new pigeon holes in the new strong room 24 June 1898 Memo from Inspector of Works to Gov Architect that Speaker wants a urinal installed for reporters as the one on the upper balcony was removed for the arcade 23? June 1898 Memo from Inspector of Works to Government Architect requesting that	WOR/A421 PRV 12635/1/1890 ID 108134

Date	Record/Event	Source
	<p>Press reporters room on upper floor next to Council Chamber be renovated for a bedroom.</p> <p>Memo from Inspector of Works to Government Architect regarding repairs to the Premiers bedroom and writing room including new carpet, floor margins to be stained and varnished cypress pine shelving 8 July 1898.</p> <p>Letter from Clerk to Undersecretary Works requesting that billiard table be installed in Smoking room rather than room previously suggested</p> <p>Memo from Inspector of Works to Government architect noting that lead nosings and linoleum on staircases is very worn in the Alice Street corner and on the main stair which are partly covered with lino. Suggests replacing lino with cork carpet and retaining lead nosings. Suggests covering ground floor corridors and vestibules with cork carpet to match floors in Council end of building as the coir matting existing is not satisfactory 11 Oct 1898</p> <p>An alternative of india rubber nosings is discussed as used in the Lands Building. On stairs where lino is not used lead nosings would have to be shaped 'in a scroll pattern' and tacked 1 Dec 1898</p>	
1898	<p>Estimate of taking down and removing the Existing Arcade and Erecting a New Arcade to the Alice Street front of Parliamentary Buildings and in Repointing stonework to Existing Building. 14 January 1898</p> <p>Includes extra for carved work to keystone over main entrance and carved work to pediment</p> <p>Also Repairing and Painting at the Parliamentary Buildings of the same date</p>	QSA WOR/A421 1967/1899
1898-99	<p>Total expenditure for year £6,290, including for: painting Clerk of Assembly's residence £116, new bathroom to Legislative Chambers £113</p>	WR
1899	<p>Tender accepted for repairs to large fountain in front of Parliamentary Buildings...</p> <p>Tender accepted for laying and spreading gravel</p>	MP
1899	<p>Schofield & Brooke tender for purchase and removal of elevator Legislative Council</p> <p>Proposed new bathroom with water heater</p>	QSA
1899	<p>Repairs of 'ravages by white ants', defective drains</p>	BR
1899	<p>Bathrooms</p> <p>Verandahs and closets Refreshment Rooms</p>	S QSA S
1899	<p>Excerpt from specification for Bathrooms for the Legislative Chambers Parliament House March 1899</p>	
1899	<p>Lead nosings, linoleum to staircases</p> <p>French lights and repair and painting</p> <p>Bathrooms Legislative Assembly</p> <p>Drainage</p>	BC
1899	<p>Bathroom installed on back verandah of Legislative Council Chamber requiring removal of lift 24 Jan 1899</p>	QSA WOR A461 PRV 12635/1/930 Item 108174
1899	<p>Specification for lead nosings for grand staircase and staircase to Alice Street and new French light from visitors' room to balcony (next to dining room) February 1899. Existing lead and linoleum to be taken away and replaced with best quality Nairns linoleum with Grecian border to match cork carpet.</p>	QSA S A/20889
1899-1915	<p>Bathroom for Legislative Chambers</p>	QSA S
1899	<p>French light visitors' room to balcony</p>	QSA S
1899	<p>Defective drains flooding Refreshment Room cellar, a drainage plan being prepared</p>	B&R
1899-1900	<p>Repairs to roadways £259, carpet for Legislative Assembly Chamber £146, furniture £359, repairs etc. £271</p>	WR
1900	<p>Grading and drainage of roadways around the buildings, renovation of ceilings and walls in Smoking Room, new carpet and renovation of furniture in Legislative Assembly Chamber, construction of a bathroom on Alice St wing second floor [probably in the 1867 reporters' room next to the gallery] and providing hot water apparatus for one of the baths on the ground floor,</p>	BR

<i>Date</i>	<i>Record/Event</i>	<i>Source</i>
	additional telephones, fitting up dressing room for members of Legislative Assembly, improved bicycle stalls	
1900	Alterations to hot water appliances Levels of roadways Supply carpet Legislative Assembly	BC
1900	Furnishings Legislative Council	S
1900	Specification for supplying and laying carpet on floor of Legislative Assembly Chamber, Parliament House Brisbane, March 1900	
1900	Specification for Repairing and Reforming Roadways Parliament House Brisbane 11 June 1900	QSA A/20889
1900	Brussels carpet square with border installed in Speaker's room, Chapman's quote 5 Feb 1900 Letter from Assistant Clerk Leg Assembly to Undersecretary works requesting painting the stairwells with oil paint 29 March 1900 Sketch plan (no date) showing proposed additions to Assembly Chamber comprising enclosure at top of public stair to gallery, new swing doors between lobby and main stair lobby (not the doors into the Chamber) new screen to French doors on back balcony, which are at the back of the Chamber not in existing location.	QSA WOR A461 PRV 12635/1/930 Item 108174
1900	'Boxed cedar' verandah posts on back verandah have been attacked by termites and Clerk requests that they be replaced in iron	QSA ID 108215
1900-01	Furniture, repairs £776 Repairs, roadways £333 Electric lighting, salaries and maintenance £593	WR
1900-27	Repairing and reforming roadways	QSA S
1900-28	Supplying and laying carpet Legislative Assembly	QSA S
1901	'Your (Building) committee thought it desirable to replace the stained glass portraits of Her Majesty Queen Victoria and of the Prince and Princess of Wales. This work was most effectively carried out by a Sydney firm at a cost of £75 2s.' More accommodation needed for press and Hansard staff – recommend giving up two bedrooms on top floor for the purpose.	BR
1901-02	Furniture and repairs £125 Electric lighting, salaries and maintenance £533	WR
1902	Removal of memorial trees planted by HRH the Late Duke of Edinburgh in front of Parliament House....	MP
1902-03	Attended to defective drainage, renovation of seats in Legislative Council Chamber, and acquired furniture for rooms for Members of the Opposition and for ex-Ministers	BR
1902-03	Furniture and repairs £103 Electric lighting, salaries and maintenance £479	WR
1903	More damp problems, especially in southern end of the building; also fractures due to settlement of the building, hence underpinning recommended	B&R
1903	Covering benches with leather and carpeting dais Legislative Council Chamber Water and drainage	BC
1903	Furnishings Legislative Council	S
1903	Specification for covering benches with leather and carpeting dais, Legislative Council Chamber. Parliament House Brisbane, May 1903	
1903-04	Cracks in some internal and external walls had led to a report recommending costly underpinning, but to be deferred until drainage work completed	BR
1903-04	Furniture and repairs £478 Electric lighting, salaries and maintenance £439 New contract for £23 for increased accommodation in press gallery	WR
1904	Seats to reporters' gallery Repairs to dormers(?) and cresting Underpinning south end Defective stonework Alterations to ladies' and Speaker's gallery	BC

<i>Date</i>	<i>Record/Event</i>	<i>Source</i>
1904	Addition of 'new ends' to reporters gallery in Assembly Chamber – presumably the side extensions 27 Jan 1904	QSA A/20889
1904	Additional seating in ladies and Speakers galleries in Assembly Chamber. Aug-Sept 1904. Appears to be new platforms. There is coconut matting with leather edging on the floor and brass guards are installed in windows.	QSA S A/20889
1904	Proposal to form a soakage drain all round Parliament House and drain the water into the Botanic Gardens	B&R
1904	Repair dome and cresting Shoring and underpinning	S
1904	Excerpt from specification for repairs to Dome and Cresting January 1904	
1904	Specification for shoring and underpinning the south end of Parliament House August 1904 – drawings show this is actually the east tower.	QSA A/20889
1904	Estimate for Underpinning and Repairs to South end of Parliament House Brisbane 11 August 1904	QSA WOR/A657 10468/1910 Batch 11
1904-05	'The work of repairing the walls endangered by defective foundations was carried out ...at a cost of £1,152; and successful efforts were made to arrest the decay ... at the base course under the piers of colonnades in George and Alice Sts', also spent £39 for repair of stone cornices on Alice St frontage, also £70 for repairs to cracked ceilings of both libraries [these may be the libraries in the Alice Street wing], increased accommodation in ladies' gallery in Legislative Assembly Chamber and to Speaker's Gallery	BR
1904-05	Drainage, alterations £261 Underpinning and shoring £1,321 From Sept. 1904 the Refreshment Rooms Committee took over electric light expenditure for the Parliamentary Buildings	WR
1904-10 1904-11	Repairs to dome and cresting Shoring and underpinning south end	QSA S
1905	Report by District Architect regarding Decayed stone Parliament Buildings Alice Street wing 28 June 1905	QSA WOR/A657 10468/1910 Batch 11
1905	New ceiling to library [this may be the Alice street library]	BC
1905	Legislation passed enabling women to vote in state elections, finally achieving universal adult suffrage	
1905-06	Building re-wired for electric lighting; sought advice from J.F. Bailey, Curator of Botanic Gardens, with re-arranging plantings; partitioned off part of the lobby next to the Chairman of Committees' room to make a room for the Parliamentary Draftsman; considerable repairs to furniture throughout the buildings	BR
1905-06	Re-wiring electric light installation and additional fittings £625 Drainage, furniture £250	WR
1905	Masonry repairs	B&R
1906	Repairs Rewiring electric light installation Seats and dais to be covered Additional library accommodation	BC
1906	Contract drawing 12.4.1906 for lighting Previously SRS1162/1/10483 Copies held in DPW records (undated)	QSA plan series 1162 item 588517
1905-06	Additional library accommodation provided by rearranging a brick stable, while also reducing the risk of fire by removing a mass of newspapers and other inflammable matter from the dome; a new telephone added near the library	BR
1905-06	Additional library accommodation £358 Rewiring electric light installation £146	WR

<i>Date</i>	<i>Record/Event</i>	<i>Source</i>
1906-13	Repairs 4 Jan 1906 ,minor reglazing and roof leaks and repairing broken glass in door to bar Rewiring 12 April 1906	QSA S A20890
1907	Telephone cabinet New floor coverings press room (brown lino with a border) Partition, painted pine, Hansard room 7'6" high Painting and kalsomining two rooms (the press room and press room lavatory) including patching of plasterwork, replacing missing skirting and varnishing with copal varnish July 1907. Alterations to William St entrance (changes to the carriageway) Oct 1907 Tank & St caterers	BC QSA S A/20890
1907	Excerpt from specification for Telephone cabinet April 1907	DPW records
1907	Specification of Alterations to William Street Entrances to Parliamentary Buildings Brisbane October 1907.	QSA A/20890
1907	Painter and glazier	S
1907	Women voted at their first state election	
1907-08	Slope from archway to Alice St reduced to allow easier access for vehicular traffic; the lawn at the rear of the buildings improved by removing an old concrete foundation and re-soiling and levelling, supervised by Curator of Botanic Gardens; fencing repairs £183; added a swing door on the left of the Speaker's Chair in Legislative Assembly Chamber, corresponding to a similar door to the left of the President's Chair in Council Chamber; a new carpet to be added to Council Chamber	BR
1907-08	Retaining wall and repairs to fencing £422 Carpet for Legislative Council £228	WR
1908	New carpet Legislative Council Chamber Retaining wall painting Clerk's residence Writing cabinets (Spec in QSA shows these are 2 cabinets with multiple drawers for the writing rooms) Re-erecting stone pillars Painting and papering Clerk's residence	BC QSA S
1908	Excerpt from specification for supplying and laying carpet on the floor of the Legislative Council Chamber and Corridor, Parliament House, Brisbane April 1908.	
1908	Repairing gates	S
1908	Excerpt from specification for repairing gates April 1908 Corner entrance gates and other gates to George Street.	
1908	Specification for taking down and re-erecting Stone Gate Pillars at Parliamentary Buildings Brisbane. August 1908.	QSA A/20890
1908-09	Alterations to seating in the ladies' gallery to provide greater comfort, though limited space does not permit 'any great improvement'; a new style of lamp introduced into the Legislative Assembly to reduce glare and better distribute light; seating in the Legislative Assembly overhauled and reupholstered; all telephones now connected to a shutter-board, resulting in labour savings both in the Central Exchange and the building; calling on Dept Public Works to inspect the dilapidation of various parts of the building	BR
1908-09	Repairs, furniture £874 Repairs and alterations to Clerk of Assembly's residence £105 Painting Clerk of Assembly's residence £99 Reupholstering seats £67 – this may be renovating benches in the Assembly in a spec dated 11 Feb 1909 signed by Pye QSA A/20890	WR
1908-48	Taking down and re-erecting stone gate pillars	QSA S
1909	Renovating benches. A drawing in the spec signed by T Pye shows renovation of some benches in the Assembly	BC QSA Spec
1909-10	Dept Public Works has inspected the building, repairs undertaken, and redecorating and painting completed. The entire lighting system in the two Chambers remodelled and lightning wires repositioned – this followed a fire of 7 February 1910 caused by a lightning strike, lightning had passed along telephone wires in contact with the	BR

Date	Record/Event	Source
	roof, thus fusing electric wires in the Council Chambers. A new carpet laid in Assembly Chamber; new linoleum in dining room; new cork matting ordered from England to replace floor coverings in library, refreshment bar and many corridors. An electric lift for the convenience of Members being installed on ground floor back verandah.	
1909-10	Painting, kalsomining and decorating, repairs £3,223, included all outbuildings, fences and gates; new contracts for electric elevator £515, screen around lift, dynamo room £240, floor coverings £203, linoleum £50	WR
1910	Carpet for Assembly and Luis (?) dining rooms Painting and kalsomining £2,139/19/0 Electric elevator £515/0/0 cancelled Plan showing position of elevator Cork carpet and linoleum ground, first and second floor £203/9/6 Screen around lift and dynamo room Layout of electric lift Legislative Council Screen to balcony	BC
1910	Lifts spec 23 Feb 1910 ground and first floor Cork carpet and linoleum 13 May 1910 with 6 inch borders in lobbies and corridors and 9 inch in the library	QSA A/20890
1910	Tank	S
1911	Grading roadway and drainage	BC
1910-11	Continued drainage and regrading the approaches to Parliament House according to the plan approved the previous year; repairs to furniture; and further telephone facilities provided	BR
1910-11	Electric elevator, repairs £1,535; lift screen £42; drainage and paths £214; repairs £130	WR
1911-12	Regrading and drainage of roads about Parliament House completed; low stone coping added to garden beds; need to improve condition of the earth closets and bathrooms in Alice St wing, bathrooms to be provided with new baths and geysers; more cracks in walls and ceilings in Legislative Assembly end, requiring more inspection of foundations by Dept of Public Works; conversion of part of stables into a motor garage yet to be approved by government	BR
1911-12	Drainage, repairs £727, drainage and paths £247	WR
1912	Plan of underpinning tower at corner of George and Alice Streets April 1912	QSA WOR/A855 7039/1917 Batch 12
1912	Underpinning	B&R
1912-13	Recommend underpinning the Legislative Assembly end; bathrooms in Alice St wing refitted with new baths and geysers, 'but no further steps have been taken to improve the condition of the earth closets' and hoping that the building 'may be one of the first to benefit by the establishment of a sewerage system'; a hot water boiler in the kitchen burst, damaging ceilings and walls below, need for a better hot water service; cement flooring on western balcony of Alice St wing replaced by weather-proof material; electric exhaust fans added to Legislative Assembly for better ventilation; need for further expenditure on beautifying the grounds	BR
1912-13	New baths, fence, asphaltting £132; repairs to walls, balcony £289; new verandah, gates, bathroom to gardener's cottage £105; ventilating Legislative Assembly £72; shelving, furniture £44	WR
1913	Additional library shelving completed, requiring removal of several paintings from the limited wall space	PP
1913-14	Removed unsightly telephone wires running in all directions over the lawn, replaced more discretely; shed for motor cars again rejected by government; removed three dying camphor laurel trees and replaced with palms along Alice St façade, George St façade to be similarly planted	BR
1913-14	Repairs, alterations £201	WR

<i>Date</i>	<i>Record/Event</i>	<i>Source</i>
1914	Gravelling and hardwood boards to footpaths....	MP
1914	Alterations for garage	BC
1914-15	Uncovered balcony on top floor of Alice St wing again leaked, causing damage to ceiling on lower balcony, marberite flooring laid two years ago replaced with cement; plans prepared for new cottage for the groom and gardener; palm trees George St façade	BR
1914-15	Improvements, repairs, drainage £256	WR
1915	Gardener's cottage day labour	BC
1915-16	Miniature rifle range constructed on western side of the stables; new cottage for groom and gardener erected; plans prepared for a 'muniment room' along eastern wall of the stables, because existing strongrooms within the building overcrowded; need for an up-to-date fire alarm system	BR
1915-16	Erection of gardener's cottage £730; repairs, alterations, fencing £375	WR
1916	Masonry repairs	B&R
1916-17	Furniture and repairs £774	WR
1917	Drawings for underpinning north tower and reports on settlement Report on stonework by E M Aylward stonemason, 24 Sept 1917	QSA/WOR A 855 7039/1917 Batch 12
1917	Masonry repairs	B&R
1917-18	Furniture and repairs £332; septic tank £1,026	WR
1918	Septic tank, water closets urinals, details for lavatories – all by day labour £1,135/0/0 Block Plan drainage Detail marble shelves and mirrors Detail swing door between corridor and lavatory Detail cover for inspection Screen to urinal balcony £9/15/- day labour	BC
1918-19	Installation of water closets, septic tank £246; furniture and repairs £315	WR
1919-20	Alterations, repairs £796; alterations, accommodation for the Prince of Wales' visit £306	WR
1920	Floor plans showing use of rooms. Although some of these have additional notes up to 1967 the originals are signed T Pye and traced by EAG 21 July 1920 see also QSA Series 1162 item 588451 Previous location SRS1162/1/10417	DPW records, parliamentary archives
1920	Stand for royal visit cancelled Alterations to stables and accommodation for motor cars cancelled New grease traps £25 Conversion of ECs to WCs £77	BC
1920	Plan showing proposed ventilation to assist with Flooding of the Cellar 14 December 1920	QSA WOR/A 976 16986/1921 Batch 13
1920-21	Alterations, repairs £932; alterations, accommodation for the Prince of Wales' visit £381 Much correspondence relating to this in QSA WOR/A 976 16986/1921 Batch 13	WR
1921	Relative to examining stonework at Parliament House Brisbane' report by E M Aylward Stonemason Floor plans signed by T Pye 1921 Memo from Inspector of Works to Undersecretary and gov architect "ornamental painted glass in both panels of the double door referred to [to the Assembly Chamber] are broken" recommends replacement with embossed glass similar to "corresponding door leading to Council Chambers" 5 Feb 1921	QSA WOR/A 976 16986/1921 Batch 13
1921	Cellar to be ventilated with iron grille in wall and ventilated screen near staircase	B&R
1921-22	Furniture, repairs and painting £2,361	WR
1922	Cooking stove and plant £706/7/0 Metters Ltd	BC
1922	Kitchen	S

<i>Date</i>	<i>Record/Event</i>	<i>Source</i>
1922	Legislative Council abolished	
1922	7 Jan 1922 colour scheme for the exterior	QSA item 130048 Box 155
1922-23	Furniture and repairs £287; installation of a heater £64	WR
1923	Detail of Writing ledge in Parliament House Melbourne filed with Record Office	
1923	Proposed conversion of Legislative Council Chamber into library	QSA plan
1923-24	Furniture, repairs £390	WR
1924-25	Improvements and repairs £507	WR
1925-26	Improvements and repairs £1,093	WR
1926-27	Repairs, alterations £71	WR
1927-28	Sewerage, repairs, improvements and furniture £1,096	WR
1928	Letters from Clerk to Undersecretary Works dated 20/1/1928 and 12 April 1928 regarding collapsed sections of ceilings – 20 ft of cornice in the library and part ceiling 'in the small room at the back of the Press gallery to the old Legislative Council'.	QSA item 130048 Box 155
1928	Domain sewerage £1,270 Sewerage gardener's cottage and laundry £156/10/0 Sewerage servants' quarters £87 Sewerage Clerk of Assembly residence £150	BC
1928	Sewerage	S
1928	Sewerage	QSA plan
1928	Excerpt from specification for sewerage installation residence of Clerk of Legislative Assembly Sept 1928	
1928-29	Installation sewerage, general repairs, furniture £2,214	WR
1929	Excerpt from a specification for remodelling lavatories March 1929	
1929	Irene Longman became the first female Member	
1929	Sewerage remodel, etc. £2,650	BC
1929-30	Sewerage works estimated to cost £2,682 now in progress, to involve: Ground floor – removal of electrician's workshop for a lavatory at right of main staircase and another on left of staircase; also improvements to bathrooms adjoining Members' main lavatory. First floor – all the various Members' lavatories, including in Alice St wing and lavatory and bathroom at end of balcony, remodelled and equipped with modern sanitary conveniences; Second floor – all staff and Hansard reporters' lavatories likewise remodelled. All the sanitary and plumbing work throughout the building met with Brisbane City Council requirements, electric light was provided to all lavatories, and all old equipment was removed	WR
1929	Brisbane City Council approved drainage plan 20/02/1929 Previously SRS1162/1/10486 – partial copies held in DPW records	QSA plans series 1162 item 588520
1929	Plan dated 16 April 1929 shows details of toilet enclosures of lightweight timber including ladies toilet on roof of Alice Street arcade (middle) for Hansard, end of roof of Alice Street arcade for men, also on the balcony near the Assembly Chamber. Previously SRS 1162/1/10498 and drawing no R4/67 14 11/4	QSA plans series 1162 item 588532
1930-31	Sewerage works completed cost £2,712	WR
1931	Masonry repairs Works reports record renewing treads to main stone entrance stairs with slate treads (19/5/1931 E52/151) 20/7/1931 letter from Clerk to undersecretary DPW about dangerous state of the ceiling in the Premiers office at the back of the Legislative Council Chamber. He had arranged for the Speaker to occupy the room. Requires repairs to cornice and enrichments. 18/9/1931 letter from Clerk to undersecretary DPW concerning a piece of stone which fell from the cornice opposite the Bellevue Hotel and nearly hit a	B&R QSA item 130048 Box 156 E52/151- 130

<i>Date</i>	<i>Record/Event</i>	<i>Source</i>
	member. Letter from Clerk to Undersecretary DPW noting gas leaks in old chandeliers – these were eventually removed	QSA item 130048 Box 156 E52/1-129
1931	DPW order 17/9/1931 request from speaker that oil painting of Sir Henry Norman in Library be raised to enable a picture of Menin Gate to be placed underneath.	QSA item 130048 Box 156
1932	Masonry repairs	B&R
1933	Letter from The Decorative Glass Co. Leichhardt street Spring Hill to District Foreman DPW regarding the 'cost of repairing Stained Glass Window in staircase of Parliament House' 'To taking out window and re-leading where necessary as the leadwork is in a very bad state of repair the lead being perished and the glass in places pulled out therefrom—the lead used is a thin flat section lead—we would relead in a round lead which is much stronger. The centre figure panel is in good condition but the protecting panes of glass are broken and will have to be replaced. The chief cause of the problem is that the heavy figure panel is hung in the centre of the window and is gradually pulling the surrounding leadwork apart. We would fit a strong T bar top and bottom of this panel and then the rest of the window would not have to carry the weight of this panel as at present. We would replace all the iron bars with heavier iron as they are much bent.' DPW report E53/261 George Gough and Sons, Exton & Co. Albert street (Oxlade Brothers) quoted for repairs to stained glass windows at the main entrance, recommending renovation as soon as possible because the leadwork is badly perished. Later records report complete renewal and releading. DPW report of 20 July 1933 notes (E52 277) 'it was found necessary to reconstruct the bottom section at side of middle part to rectify a fault in the old lead glazing.' DPW report 1/6/1933 (E52/296) wire grilles to stained glass windows and stops to stained glass doors	QSA item 130048 Box 156 E52 228-362
1933	Courier Mail clipping 15/8/1933 'session opens today. State Parliament. On old lady in a new gown.' 'The venerable building, which is redolent of memories of more than 70 years of political history, has undergone a course of rejuvenation. The old steps at the entrance are still there – the tread of countless thousand of boots through the long decades of Queensland's development has worn deep troughs in the Helidon sandstone – but in the interior much improvement is noticeable.'... 'in the Chamber the old red carpet has been pensioned off.... A handsome new carpet with a very chaste floral pattern has replaced the old one.' 'The biggest improvement in the chamber, however, is the lighting. ...The ornamental lights which previously hung from the ceiling have been replaced by six large globes...eight shaded lights immediately facing the seats of the members have replaced the original 54.' Walls recalcimined in main entrance, dining room and billiard room, new lights in library dining room and visitors room. 'Another great improvement....is the installation of two pairs of handsomely designed glass doors – one pair at the bar of the Legislative Assembly Chamber, the other at the entrance to the old Legislative Council Chamber which stands forlorn and empty... It was quite an inspiration on the part of Mr Speaker to utilise these doors. They were previously placed at the rear of the library in inconspicuous positions. Now, in a well-lighted portion of the House, the maximum decorative effect will be obtained from the delicately wrought panels of glass, into which an artistic floral design was burnt some sixty or seventy years ago...'	QSA item 130048 Box 156 E52 285
1934	Proposed bitumen to roadways...white gravel and reconditioning of drives on the main front and the western side of Parliament House was underway – impending visit of Duke of Gloucester	MP
1934	Maple table for use of under secretaries Parquetry flooring ground and first floors £1,600	BC

Date	Record/Event	Source
	New bathroom, etc.	
1934	Excerpt from specification 'Parquetry Floor.' May 1934. Spec in QSA also contains plans showing extent of work – all passages and lobbies at ground and first floor level except the main entrance hall from George street also the billiard room, bar, dining room, visitors room next to the dining room, Speakers rooms, lobby and aides room adjacent to Chamber, President's rooms and lobby, corridor between Chambers Dated 28 May 1934 numbered 10A 22 4	DPW and QSA S A/20890
1934	Clipping from Courier Mail 31/7/1934 noting parquetry floors which are part of 'a comprehensive program for the progressive restoration over a period of six years.' Includes parquetry and painting. The Duke of Gloucester is to use the Legislative Council Chamber.	QSA item 130048 Box 156 E52 228-362
1934	Letter from Clerk to Undersecretary Works (E331) requesting ornamental leading of treads of stair from Alice street entrance to the 'Hansard flat'. Report DPW 26 June 1934 (E52 328) regarding covering all stairs with 'rubber'.	QSA item 130048 Box 156 E52 285
1934	Clipping from Courier Mail 6/4/1934 Prince George will occupy the 'Premiers suite at Legislative Council end of the building' his staff were also accommodated in the building	QSA item 130048 Box 156 E52 311
1935	Decorations for visit of Duke of Gloucester	BC
1937	5 Feb 1937 DPW estimate for redesigning assembly chamber including rearrangement of seating, new desk and a 'division time clock' – rearrangement of seating may not have proceeded	QSA item 130048 Box 156 E52 437
1939	'The Pineapple Rebellion'	
1940	Alteration to lavatories concreting and shelving £197	BC
1940	Image – the Australian War Cabinet Brisbane in the Council Chamber	National Archives of Australia Image A5954 1299/2 barcode 4240539
1941	Repairing roof over colonnade over George St £243	BC
1941	2/6/1941 DPW instruction to brick up door and window to storeroom [probably the strong room] and removed bars for security of the records stored there. Also instructions regarding taping of windows. 30/12/1941 letter from Clerk to Undersecretary DPW. The Speaker wants to remove stained glass windows to store safely in case of air raids, also the glass doors to the Chambers.	QSA item 130048 Box 157 E52 1940-1950
1942	Additional writing room £30	BC
1944	10/7/1944 Memo from Undersecretary Works to Minister regarding removal of blast walls and converting air raid shelters 'to their original purpose' which appears to have been writing and interview rooms for Members Cutting Courier Mail 1/8/1944 'Farewell to A.R.P.' shows the removal of brick walls constructed outside the building 'which for nearly two years have hidden ground floor windows of Parliament House..'	QSA item 130048 Box 157 E52 1940-1950
1944	Blocking off stairs to gallery old Legislative Council Chamber £16	BC
1945	Lavatory and WC for housekeeper lodge first floor £171	BC
1945	Drawing dated 9 Nov 1945 shows proposed new passenger lift in the location of the later 1961 lift Drawing dated 19 Nov 1945 shows proposed rearrangement of the Assembly Chamber. Proposes removal of doors at the rear of the chamber and rearrangement of seating. The doors each side of the dais are shown with a screen between the door and the chamber in line with the front of the dais on the side leading to the back verandah	QSA item 130048 Box 157 E52 1940-1950

<i>Date</i>	<i>Record/Event</i>	<i>Source</i>
1946	Various landscape upgrading including concrete and bitumen paths....	MP
1946	Female lavatory in balcony and wash room first floor £95 Lavatory and WC for housekeeper first floor Kerbing to gardens £120	BC
1946 - 1949	Considerable correspondence concerning insect infestation in the roof space – these were noted to be different from white ants and appear to have been West Indian termites. They were eventually treated by spraying the timber with DDT just before they were due to exit the timber	QSA item 130048 Box 157 E52 1940- 1950
1947	2 June Gates to Alice St entrance repaired after a car crashed into them....	MP
1948	Upgrading driveways...	MP
1948	Block plan, new tea rooms £340	BC
1948	Masonry repairs Malthoid covering on flat concrete roof over the Alice St balcony to be replaced Bituminous felt roof coverings provided to roof of Alice St colonnades	B&R
1948-49	External and internal painting; alteration of electrical installation from DC to AC supply	WR
1941	Specification for Repairs to the roof over the George Street Colonnade at Parliament House Brisbane 19 September 1941	QSA A/20890 and E52 577- 764 (5)
1944	'Farwell to A.R.P. Workmen demolishing the ARP walls which for nearly two years have hidden ground floor windows of Parliament House....'	Courier Mail 1 August 1944
1948	Specification Supply and fixing of Bituminous Felt Roof Coverings to the Roof of the Colonnade, Alice Street Elevation Parliament House Brisbane 10 August 1948	QSA E52 862- 1067 (5)
1949-50	External and internal painting; alteration of electrical installation from DC to AC supply	WR
1950	Resurfacing driveways with bitumen...	MP
1950	Repairing (?) installation £529	BC
1950-51	Ventilation of kitchen and provision of additional bathroom and lavatory accommodation – Lodge £1,433	WR
1951	Repairs to fence between Parliament House and the Technical College...	MP
1951-52	Reconditioning roadways	WR
1952	Resurfacing roads	MP
1952	Masonry repairs, especially to central feature on the George St frontage prior to royal visit	B&R
1952-53	Restoration of stonework £6,000, repairs £1,868	WR
1953	Improvements, repairs and alterations to landscape prior to royal visit....	MP
1953	Masonry repairs	B&R
1953-54	Restoration of stonework and repairs £9,868	WR
1954	Preparation for royal visit £6,100 Decorations for Xmas £215 and £85	BC
1955	In a storm a tree was blown down and damaged the fence and iron railings at the entrance to Parliament House.... Driveways widened....	MP
1957	A tree fell and damaged the railings at the entrance fence to George St...	
1957	Sink for scullery £80 Renovation £3,098 Renovating and re-equipping kitchen £9,090	BC
1957	New kitchen	QSA plan
1957-58	Renovating and re-equipping kitchen £9,265 Additional toilet facilities £5,554	WR
1958	Trestles for tables £100 Rebuilding verandah £8,200 Floor covering and staff toilet facilities Hansard Hall £288 Concrete kerbing, addition to masonry wall Alice St £540 Renewing top portion of backrest of benches of Legislative Assembly £180	BC

Appendices

<i>Date</i>	<i>Record/Event</i>	<i>Source</i>
1958-59	Rebuilding verandahs £8,200	WR
1959	Telephone box £140 Repairs to glasshouse and concrete flower beds £257	BC
1959	Preliminary air-conditioning proposal Installation of new lift and motor room Floral footpath display for Queensland Centenary	QSA plans
1959	Letter from Undersecretary to the Speaker about replacing external lift outside Council Chamber with internal lift , also suggests compactus and new mezzanine floor in Assembly strong room 7 January 1959	QSA 1043 Batch files item 540646
1959-60	Installation of passenger lift £15,000	WR
1960	New Lift and motor room Installation of new lift £15,000 Repairs to main staircase £2,500 Toilets Busing (?) repairs, etc. £1,381 Bond for new lift Supply two new lanterns and fitting drawers to existing lecterns £85 Furniture Minister for Mines (E. Evans) £140 Extending replacements of balconies £1,000	BC
1960	Repair to main staircase on first and second floors with steel channel dated 30 April 1960	QSA plans Series 17690 Item 328953 and Series 1162 item 588494
1960-61	Installation of passenger lift £15,110	WR
1961	Replacement balcony Alice St Details of R/C and steelwork to new balcony £2,200 Preparation of Parking area £385	BC
1961	'To correct structural weakness, the verandah adjacent to the dining room and billiard room is being replaced and the paintwork in the corridors and staircases is being renovated' cost £11,124	PP
1961	Redevelopment of the forecourt \$550,792 Graham Evans & Co.	BC
1961	Minor improvements to the Lodge	QSA plan
1962	Alterations to Legislative Council Chamber gallery £488 Plaque £10	BC
1962	New M S frieze panels -?	QSA plan
1962-63	Renovation of balconies outside Assembly and Council Chambers £5,800	WR
1963	Detail of RSJ s reinforced concrete to new balconies	BC
1963	Improvements to seating in Assembly Chamber	QSA plan
1963	Letter Undersecretary DPW to Speaker 20/12/1963 regarding the inspection of 'fancy glass' requested by the Speaker and giving approval for replacement of all broken or missing glass. A small section of the stained glass window was broken and in a later memo DPW proposes reglazing in clear glass and painting to match the original stained glass	QSA item 130048 Box 162
1963	Cutting from the Telegraph 20/8/1963 the Parliament is considering using the Council Chamber while the Assembly Chamber is 'modernised'. The only times the Chamber has been used since the abolition of the Council was for three openings of Parliament in 1930-31 and 1963.	QSA item 130048 Box 162
1964	Legislative Council toilets, first floor conversion to FM (female?) toilets £361 Additional cupboards for side unit Speaker's Room (Sir David Nicholson) £110 Pedestal for bust of Captain Cook £21 Seating layout	BC
1964	Conversion of garage to store, shelving	QSA plan
1964	DPW instruction E52 4000 18/5/1964 regarding remodelling the Assembly Chamber notes refrosting windows and stripping and repainting joinery At this time the Press room was in its present location next to the gallery	QSA item 130048 Box 162

Date	Record/Event	Source
	DPW Instruction E52 4022 14/7/1964 following painting and varnishing of Assembly. Notes that brass and bronze door handles, door pulls and push plates are tarnished and recommends treating with acid and lacquering	
1964-65	Rearrangement and new seating layout £16,855	WR
1965	Alteration to telephone boxes on balconies £74 Improvements to RE Coma's room £180 Furniture Minister Industrial Development (?A.T. Dewar) £586 Furniture Minister Labour and Industry (?J.D. Herbert) £546	BC
1965	New furniture for Members' Dining Room	QSA plan
1965	Legislation passed enabling Aboriginal people to vote in state elections	
1966	Messenger's desk £211	BC
1966	Stone pinnacles removed from parapets Masonry repairs Underpinning the south east end of the main building	B&R
1966	May: Department of Works Engineering Branch commenced the preparation of drawings outlining a three-stage program for underpinning	B
1966-67	New passenger and service lift £11,445	WR
1967	DPW estimate 7/4/1967 (E52 4394-4454) regarding refinishing Mr Speaker's room. 'The ornamental rosette and cornice to the ceiling have previously been decorated with several colors, and an allowance has been made for this work to be redecorated to match the existing scheme. The varnished joinery is of red cedar sections of which are natural timbers whilst surrounds, panels, skirting boards, windows etc have been coloured and overgrained to match natural timbers. The House rule is that all existing cedar joinery now overgrained is to be renovated to natural timbers...' Also replacing plaster ceiling in Speaker's room. [part??] DPW instruction 16/5/1967 (E52/4394) regarding renovations of Mr Speaker's office. All cedar joinery is to be cleaned off. There are at least 8 coats of paint on the joinery including 'varnishes, graining and glazing colours'. They tried burning it off with a blow torch but were unsuccessful and it is being removed by hand.	QSA item 130048 Box 163
1967	Parliament House Legislative Chamber and Gallery Includes raised seating areas in the gallery January 1967	QSA plans series 1162 item 588 459
1967	Bond for underpinning	BC
1968	Bond installation of kitchen lift Premier's Bedroom layout Premier's Bedroom vanity unit	BC
1968	Visit by Duke of Edinburgh	QSA plans
1968-69	Preliminary proposal prepared by Dept Works for future development, comprising a low structure of large floor area, combined with a high structure of small floor area, the low structure enclosing the lawn as an internal courtyard.	WR
1969	Bond for underpinning Underpinning	BC B&R
1970	Detail and level survey	
1970	The stained glass window depicting Queen Victoria was cleaned, re-leaded and waterproofed by a firm of leadlight specialists in Fortitude Valley at a cost of \$2,600 (<i>Courier-Mail</i> , 7 September 1970)	N
1970	Press release 4 Sept 1970 also stated that 'Restoration work involves removal of the window in six separate sections to the firm's workshop and subsequent dismantling into its composite parts, then cleaning, re-leading, waterproofing and provision of a new specially reinforced frame before final reassembly and reinstatement.'	QSA 1043 batch files item 540647 B577
1970-71	New building and remodelling – professional fees \$94,999	WR
1972	Accommodation for third clerk and staff \$2,356	BC

Date	Record/Event	Source
1972-73	'A new building ...to provide modern office and residential accommodation for Ministers, Members and staff. The new structures are being designed to complement the distinctive character of the existing building. Planning and documentation is well in hand...'	WR
1973	Library book lift \$9,713	BC
1973-74	Working drawings and final documentation well advanced Installation of air conditioning \$27,105	WR
1974	Sound control new building \$45,000 – the Legislative Assembly Chamber windows were double glazed to reduce noise from Annexe building operations	BC
1974-75	Preliminary demolition and site preparation begun, new development to be followed by major renovation of existing building Installation of air conditioning, site preparation and earthworks \$173,922	WR
1975	Additional storage facilities ground floor strongroom \$29,629	BC
1975-76	Construction began in November 1975, design and documentation under way for interior finishes and furnishings Site preparation and earthworks, Annexe building \$14,857,372	WR
1976-77	Construction of Annexe now up to 16 th level, fitting and installation of mechanical services proceeding; externally, pre-cast cladding being fixed to the concrete frame, the sandblasted exposed concrete finish designed to blend with existing sandstone building Annexe building, re-erection of Providore's cottage, additional storage facilities \$14,508,215	WR
1977-78	Closing in of new complex completed, with all precast cladding and external glazing now in place; tenders called for furniture Professional fees, additional storage facilities and strongroom, air conditioning Annexe \$18,858,799	WR
1978	New toilets \$23,023	BC
1978-79	Annexe, fees, art works car park \$24,030,653	WR
1979	6 Eucalyptus trees planted in garden bed adjacent to Gardens Point Entrance (removed in 1990)	MP
1979	A 11,000-gallon petrol storage tank and pump under the centre of Parliament House to be removed (<i>Telegraph</i> , 7 March 1979)	N
1979	12 March: Annexe opened by the Duke of Gloucester State Cabinet approved a \$7.6 million restoration project for Parliament House	
1979-80	Fees, air-conditioning Annexe, new Annexe, preliminary work for restoration stages 2 and 3 \$26,707,248	WR
1980	Stages 2 and 3 electrical and communication services fit out Restoration works stages 2 and 3 (M.R. and V.E. Bowkett p/l) Electrical services bond (John W Breene Industries) Lightening protection services (Barker & Taylor) Special light fittings (Artcraft Metal Industries) (Philips Lighting) Security services (Honeywell) Kitchen and bar services (Noyes Brothers) Electrical communications fit out Lift services (Johns Perry) New roofing (Graham Hall) (most of these items bonds only)	BC
1980	Fumigation to eradicate termites	
1980-81	Preliminary work for restoration of Parliament House stages 2 and 3, furniture and furnishing, fees \$6,699,989	WR
1981	Special light fittings Revisions of light (Product Sales Pty) (all these items bonds only)	BC
1981-82	Restoration stages 2 and 3 fees \$14,224,107 Restoration work to be completed Sept 1982, porte cochere finished, aim to 'bring the building back to its original state' while providing modern services throughout the building: closed circuit television, security services, fire services, and air-conditioning; has required extensive associated building works in order to provide these unobtrusively	WR and other reports

Date	Record/Event	Source
	The restoration project also involved: replacing the roof with a sheet copper roof; the installation of two new passenger lifts, the re-location of an existing passenger lift and re-establishment of a staircase in the George and Alice Streets corner, which improved circulation dramatically; restoring the timber arcading to the verandahs; repainting, replastering, refurnishing, etc.	
1982	8 October: Queen Elizabeth II visited to mark completion of the restoration project 12 October: Parliament met in the refurbished Chamber, after four years in the temporary Chamber	
1983	Installation of audio video (AWA Rediffusion) bond only Relocation of accommodation	BC
1980-83	Installation of lift no.7	QSA batch file
1983-84	Restoration of Parliament House works, furniture and fittings \$16,759,328	WR
1984-85	Public toilets, additional general office area \$30,081	WR
1985-86	Annexe – service systems to new seating, additional seating Assembly Chamber, additional dining room, audio-visual projection equipment \$144,887	WR
1987	Redevelopment of Parliamentary forecourt included new sandstone piers at entrance to Government House and reproduction cast iron lamposts	DPW file 28080/20/1 memos dated 1996
1988	Rob Hinwood commissioned to provide 6 large urns and 4 small urns to match existing urns at Parliament House	
1989	Parliamentary forecourt redevelopment began	WR
1989	Specification for Parliamentary forecourt redevelopment by Bernard Ryan & Associates, Landscape Architects in Association with the Department of Public Works....	MP
1991-92	Parliament House External Stone Survey and Conservation Report	JMcD
1992-93	Estimates and Proposed program of Stone Restoration Work	JMcD
1993-94	Sub-soil drainage around the perimeter of Parliament House External painting of timber verandahs Remove tiles and resurface external verandah	JMcD
1994-95	External Stone Restoration Stage 'A' QUT elevation	JMcD
1995-96	External Stone Restoration Stage 'B' George St QUT end	JMcD
1996-97	External Stone Restoration Stage 'C' verandah and arcades (repairs to verandah ceilings were also carried out at this stage) Alterations to Hansard rooms (new workstations and built-in joinery)	JMcD
1997-98	External Stone Restoration Stage 'D' George St centre tower Modification to the Hansard/Media Gallery Legislative Assembly Chamber (installation of brass handrail and new work area) Alterations to Premier's staff area (new joinery and workstations) Alterations to Table Office work area and workstations	JMcD
1998-99	External Stone Restoration Stage 'D' George St centre tower Alterations to Hansard rooms (new work stations and built-in joinery)	JMcD
1999-2000	External Stone Restoration Stage 'E' verandah and arcades (repairs to verandah ceilings were also carried out at this stage) White ant rectification work to O'Donovan Library (floor removed and new timber joists installed and ash sound-proof material removed)	JMcD
2001	Wheelchair access added to Legislative Assembly Chamber and adjoining rooms in readiness for MP Peter Wellington's return to Parliament following a tractor accident (<i>Sunday Mail</i> , 12 August 2001)	N
1995-2004	A major refurbishment of the Annexe	JMcD
2000-01	External Stone Restoration Stage 'F' George St, Alice St end	JMcD
2001-02	External Stone Restoration Stage 'G' Alice St, George St end Installation of glass and aluminium balustrades to Alice St first floor verandah and ground floor garden area river end	JMcD

<i>Date</i>	<i>Record/Event</i>	<i>Source</i>
2002	Queensland Parliament began regional sittings	
2002-03	External Stone Restoration Stage 'G' Alice St, George St end	JMcD
2003-04	External Stone Restoration Stage 'H' Alice St verandah and arcade Installation of disability access ramp to front entrance Installation of aluminium glass sliding doors to main and public entries Installation of aluminium glass swing doors to internal corridors ground floor	JMcD
2004-05	External Stone Restoration Stage 'H' Alice St verandah and arcade Installation of new signage (Raised Tactile and Braille) to main and public entries and public toilets	JMcD
2004	Temporary Legislative Assembly Chamber in the Annexe converted into a conference room	JMcD
2005-06	External Stone Restoration Stage 'H' Alice St verandah and arcade (repairs to verandah ceiling ground floor) Refurbish and modify steel handrails to verandahs New boundary fence to QUT New Members' photo board main entry	JMcD
2006-07	External Stone Restoration Stage 'I' Alice St river end Installation of glass sliding doors on verandah leading to the main staircase and Strangers' Dining Room entrance foyer Refurbish Strangers' Kitchen	JMcD
2007	Video-broadcasting of parliamentary proceedings began through Queensland Parliament's website	
2007-08	External Stone Restoration Stage 'I' Alice St river end	JMcD
2008-09	External Stone Restoration Stage 'I' Alice St river end Installation of glass sliding doors on verandah leading to the Legislative Council Chamber	JMcD

APPENDIX 2: SUMMARY OF INFORMATION FROM BUILDING SPECIFICATIONS

All specifications were photocopies of original documents or photocopies of excerpts of original documents held in DPW files and have been passed on to the Parliamentary Library. These specifications would be held at QSA and QSA references are given where these were recorded on the photocopies.

Letter from Charles Tiffin to the Undersecretary for Lands and Works 27 November 1865 QSA LWO/A27

Report on progress of the New Houses of Parliament Brisbane.

Cost of erection of building 'up to the level of floor of the Chambers being a height of 23 feet from the ground in front of the building.'

He received 'instructions to "proceed forthwith" in the erection of New Houses of Parliament just twelve months ago.'

Comments on the difficulties in obtaining the stone'The consequence, as is well known, was that no work was done for twelve weeks, when it was thought that the Government had no intention of proceeding with the building.' They are now renting 'a partly opened quarry of Mr Jeays' and quarrying by day labour but it is more expensive.

Specification for Finishing the new Houses of Parliament as they stand at the present time QSA WOR/P (15 pages) ?1867

Mason

Freestone steps to external doors of Woogaroo stone

Hearths to inner Chamber [?] rubbed freestone

Pointing to be partly composed of Portland cement to match that originally carried out which was 'the end next to Government House' and 'the upper parts of centre portion over Libraries' and the parapets.

Rough concreting to floors of ground floor side entrance lobbies, passages and strong rooms.

Concreting to first floor to match Alice street end [presumably the closets], second floor joisting to be filled with lime sand and rough hair mortar.

Entrance hall to be paved with Minton tiles 'provided' in 'design given.'

Gas fittings

Wrought iron piping is provided. Also 2 'sun lights' and 12 'globe lights' for each Chamber. Still to be provided are gasoliers for offices, halls and staircase and brackets for lobbies and closets. The meters to be placed under the first landing of the main stair, 'one for each Chamber, one for each suite of offices connected with each Chamber, one common to the Entrance Hall principal staircase and two Libraries and one common to the Refreshment rooms etc.'

Gasoliers brackets and pendants, bronze with globes, average £10 each. The number and location on each floor is then detailed including '4 handsome bronze standards on staircase'.

Bellhanging and Speaking tubes

Describes locations of bells and alarm bells and speaking tubes. See later entry in chronology for specification dated September 1867.

Water fittings: See later entry in chronology for specification dated September 1867.

Register grates: See later entry in chronology for specification dated September 1867.

Carpenter and joiner

'The whole of the rooms on the ground floor' (except the strong rooms) and the halls are to be floored. Joists 8 x 2 ½ inch hardwood. Flooring 5 x 1 ½ inch tongue and groove beech secret nailed. 250 squares of flooring is ready to be laid.

First floor: 'The iron joists are all fixed in position and are to be concreted...' flooring of beech as ground floor.

Second floor: As first floor except for flooring in galleries and back chambers and rooms and landings in end wings which are to be 5 x 1 inch beech secret nailed. 'As it is not intended to finish the whole of the work under this specification care is to be taken to scribe the boards close to the walls throughout.'

'All the windows are temporarily fixed in their places and they are to be carefully taken out and hung with copper and galvanised iron sash chain with lead weights. The chain is provided and the lead weights are to be found by the Contractor. The sash fasteners which are provided are to be properly put on. The sash lifts which are also provided are to be put on the lower sashes in a proper manner and the upper sashes of all the ground 1st floor windows are to be provided with proper pullies and strong coloured platted [sic] cord for opening and closing.'

Venetian shutters: See later entry in chronology for specification dated September 1867.

Galleries: requirement for strutting in hardwood.

Stairs: 'Provide a principal staircase, two staircases to galleries and two stair cases in end wings constructed as dogleg stairs but in a temporary manner, of sound pine timber with pine handrails and newels at every third step...' A note is added that similar handrails are to be provided to galleries 'but extra strong in case of people leaning against them.'

Ceilings: 'The whole of the ceilings of 2nd floor are to be formed with pine joists....' 8 x 2inch and 6 x 2inch pine joists provided.

Chamber ceiling: 8 x 2 joists provided.

Dome lights on principal stair case: 'A dome light is to be placed over the principal stairs constructed of Cedar with strong pine framing and all necessary iron work....'

Doors: 'All the doors are framed ready for cramping up and will require the mouldings planted in the majority of them. All the hinges locks and furniture are provided for them.'

External doors: 'The beech frames for all the external doors are framed ready for fixing and will require to be properly fixed and the stops planted on. The front door and fanlight are ready for hanging, this door is to be French polished before hanging and a sheet of plate glass is to be provided for the fanlight and put in, the fanlight to be fixed, the door hung in two halves with 1 ½ inch brass butts and it is to be fastened with 4 brass bolts only. The two doors and fanlights for the end wings are nearly ready for hanging, these doors will also require to be French polished, the fanlights to be fixed and the doors hung with brass butts and fastened with two brass bolts and drawback lock. The four doors between Library and end wings on ground floor [?] are to be hung and finished as specified above.'

'The three back doors on ground floor are to be finished and hung and fanlights fixed over two out of passages. These two to have drawback locks and the other which is to open into the space under 1st landing of principal stair for gas meters is to be a Carpenters patent lock the bolts are to be iron.'

'The four glass doors on level of 1st floor out of Library and President's and Speaker's rooms are to be finished glazed with plate glass provided and fixed in manner that will render them watertight until the Arcade is built.'

Inside doors:

'All the jambs for inside doors are ready for cramping up, some few of them being more forward and are ready for fixing. All these jamb linings are to properly fixed and left neatly finished as it not intended to plant on the architraves at the present time. The fanlights, except those to chambers, are all to be hung on the inside doors on brass pivots and furnished with ornamental cords and brass hooks and eyes for opening and closing them. All the doors on all floors are to be hung with brass butts and furnished with mortice locks with ebony furniture. The glass doors to chambers and to opening leading to refreshment rooms are to be glazed with great care with the ornamental glass which is provided for them. The glass doors in passages are to be glazed with obscured glass 26 oz to be float [? illegible], this is not provided and all the fanlights to be glazed with similar glass also to be provided. All the glass doors are to be hung with brass butts except doors leading into the chambers which are to have sprung hinges which are provided and fastened with mortice locks as before described. The side lights to glass doors are to be fixed....'

Screens to the Chambers:

'The framework of the screens in the two chambers behind the President's and Speaker's

Daises is to be provided and fixed and the doors which are to be glazed with ornamental glass are to be hung as before specified for doors leading into chambers with spring hinges but no locks. The framework is to be rough boarded at present and covered with scarlet cloth, but every provision is to be made in the framing for the finished work as shown on the sections and details. The daises are to be formed of pine and to be covered with the scarlet cloth before described.'

Closet and other fittings:

'The Water Closets Lavatories and Urinals are to be fitted up in a proper manner all the framework to be of a permanent character...'

Specification for Finishing the new Houses of Parliament as they stand at the present time September 1867 (17 pages, front page signed by John Petrie) QSA A/20888

Mason

Freestone steps to external doors to be Woogaroo stone

Inner and outer hearths of all fireplaces to be rubbed freestone

Pointing, concreting, paving (entrance hall) as previously specified

Gas fittings

Provide pendant bronze gasoliers of 3 and 5 lights ornamental globes and weights and bronze brackets with globes.

Bellhanging

Provide copper wire, zinc tubing, brass cranks. 'It would be desirable to provide only one large alarm bell in the Messengers' room belonging to each chamber with separate pendulums or other approved indicators from each room. The pulls for rooms are to be of ebony or porcelain ... cranks with plates let into walls flush with plaster... those in Chamber to be rope and tassel pulls...'

Pulls for the 'Assembly offices' to be 3 rooms on ground floor, 4 rooms on first floor, 3 rooms on second floor and 'one for visitors from room on right hand side of principal entrance hall to be named "Assembly Messengers Bell".... one from each library, one from room between Assembly Chamber and Library and one from each of the three committee rooms on the ground floor'.

The same arrangement to be provided for the 'Council offices' also a bell in the 'room set apart for His Excellency the Governor on the left hand side of the principal entrance hall.'

Assembly Chamber – 'Separate alarm bells to ring simultaneously to be provided in the following places to Summon Members on divisions to the Assembly Chamber, namely in both Libraries, Room between Library and Assembly Chamber, in Lobby off Assembly Chamber and when the refreshment rooms are erected in both Smoking and refreshment rooms.'

The same arrangements also for the Council Chamber.

Speaking tubes – ½ inch diameter of zinc from Speakers room on first floor to room of Clerk of Assembly immediately below on ground floor and from Presidents room to Clerk of Parliament's room. 'These Tubes to have neatly turned mouthpieces of ivory or hardwood'.

A note on the specification against the section on speaking tubes reads 'omitted by request'.

Water fittings

Water closets, urinals and wash basins. 'Four strong dovetailed 2 in pine Cistern boxes with covers to be provided with necessary iron bolts [?] for strengthening them each 3 ft by 3 ft by 3 ft inside. One to be fixed in roof of each wing and one in each lobby to left and right of principal staircase.' Connected to the Enoggera main. Cisterns lined with lead and water pipes of lead. Soil pipes from water closets also of lead. Each closet to have small pine cistern lined with lead.

Water closets – (ground floor) one in each end wing under staircase, one under each public stair, (first floor) one off each lobby of principal stair case for use by Members of Council and Assembly. Urinals and washbasins in same locations. Washbasins also provided in offices of Clerk of Parliament, Clerk of Assembly, Speakers and President's 'inner rooms', two in Ministers room, one on each landing for use by Clerks. Two on second floor at end wings and one in lobby off upper library.

Grates, Chimney pieces

Fix 20 register grates and marble chimneypieces. [Presumably already purchased]

Carpenter and Joiner

[Much as previous specification]

Floor joists 8 x 2 ½ inch hardwood. Floors 1 ½ inch tongue and grooved beech secret nailed.

Sash fasteners and lifts provided [presumably already purchased?] are to be fixed and pulleys and sash cords 'strong coloured platted [sic] cord' provided and installed.

'All the windows back and front on the three floors, between the end wings and libraries, are to be fitted with outside Venetian shutters or blinds made of strong Zinc and Galvanised Iron Work to slide on rods vertically, the heads to be slightly ornamental and to be fixed in the circular headed openings. It is however optional in the event of metal blinds not being procurable in Brisbane to substitute similar Cedar blinds fitted with every appliance in the best manner, and painted 5 [?] times in plain Stone Colors [sic].

Plasterer

'The ceilings of the two upper floors are to be lathed but the ground floor ceilings are ready to receive the plaster. All the ceilings are to have a coat of hair plaster of the strongest description and to be render set, left rough for a finishing coat at a future day....'

Painter and Glazier

'All the woodwork at present painted is to have another coat, and all outside work not yet fixed is to have three coats of good oil and colour paint. All the cedar work on ground and second floors is to get a coat of linseed oil and two coats of varnish and all the woodwork on 1st floor at present to have three coats of plain oil and colour painting which is afterwards to be flatted. ..' [for future graining].

Signed by John Petrie [contractor] on first and last page.

Specification of Work required to be done in completely finishing the Houses of Parliament, Brisbane, with the exception of the Stone Arcades and Carriage Porch. October 1867 (18 pages first and last page signed by John Petrie) QSA A/20888

Carpenter and Joiner

Sufficient cedar is provided for completion of the work and a considerable quantity of grounds. The grounds for the joinery and panelling remain to be fixed.

Panelling in Chambers is to be painted.

Skirtings on ground and first floors with the exception of the closets are to be 18 inch high 'double struck and richly moulded'...those on second floor to be 16 inches high, those in closets 12 inches high 'without sinking'.

Ground floor doors – details regarding the finishing of the main entrance doors, remaining front doors, back doors (7inch double faced architraves) ..'the circular headed margin lighted doors in ground passages on ground floor to be finished as shown....'

Doors and windows on all floors generally to have 7 inch architraves except closet doors.

'Instead of the pine staircases specified in the accompanying Specification the staircases are to be constructed as shown on the plans... It appears the treads had already been cut and the cast iron balusters provided although some were slightly rusty and required to be 'touched up with bronze'. There is a detailed description of the construction of the main stair and hall and of the other stairs and 'The treads of public stairs to be leaded with 6 lbs lead for a width of 3 feet secured with copper or brass nails.'

Closet fittings to be finished in 'framed panelled and moulded Cedar Work...'

Back verandahs and balconies – timber with zinc for roof already provided, also 'the zinc spouting and the iron down spouting'. The balustrade to be cast iron. Downpipes square.

Chambers – all panelling of cedar 'framed and wrought for painting', cornice and mouldings to galleries also cedar. 'the screens for President and Speaker are to be constructed of cedar, panelled moulded and decorated as shown on detail drawings, the capitals of the pilasters are to be elegantly modelled of plaster of paris. The

bays of gallery balustrades immediately over the screens also the first bays on ends and the first short bays on the returns of galleries are to be boxed in with cedar richly panelled moulded with circular panel immediately over President and Speakers seats for reception of Clocks. The remaining portions of gallery balustrades to be formed with the fifteen bays of curved cast iron work provided for them with short pilasters or dados between each bay, and balustrade as shown over the cast iron panels which are to rest on wrought and moulded cedar base.'

Fittings – 'Stepped platforms similar to dais for the president and speakers seats are to be formed as shown on plan for seating of the Chambers, of dry beech with rounded ends and nosings and supported on strong pine joisting as for an ordinary floor. In the Council Chamber a polished Cedar Screen is to run [?] across the room to divide the Members of Council from the Members of the Assembly. This screen is to be 3 ins thick of open panels moulded and filled with ornamental scroll work cut out of ½ in Cedar, with panels of the size and form shown on drawing C.D. for Assembly Chamber, moulded and carved pilasters at ends of screen and moulded capping on top as shown. Two screens are to cross the Assembly Chamber of similar construction to the above but with solid panels. A 3 in round brass bar is to cross the opening of the inner screen to slide back and forward into sockets provided in screen for same.'

Benches – 'The Benches for both chambers are to be made as shown on detail drawings of Cedar or other approved native wood being well seasoned the legs to be turned and carved, the backs to be panelled. The seats and backs to be stuffed with curled hair, the seats to be spring [illegible] strongly made, the whole to be covered with Morocco leather, Maroon Colour in Assembly and dark green in Council Chamber and the whole tufted [?] as shown. The tables and cabinets shown are not to be included at present.'

Reporters Desks – six moveable Cedar framed and panelled desks are to be provided for Reporters Gallery with locked drawers, each desk to be 2 ft 9ins wide, 2 ft 7 ins high and 2 ft from front to back, these are to be a kind of plain davenport but strongly and neatly made and fitted with every convenience for writing at, the tops to be covered with leather and the margins bevelled [?]. 2 in Cedar panelled and moulded screens are to be provided and fixed to enclose spaces for Reporters in each Chamber with two doors to correspond with screens in each gallery hung with brass butts and fastened with brass mortice locks.'

Plasterer

The walls to be finished 'in fine smooth glassy trowelled stucco in plain freestone stone tint for painting.'

The ceilings 'generally are to receive the last coat of fine plaster and all flat parts to be twice whited and cornices generally distempered in two tints at discretion of Superintending officer. The Ceiling of Chambers, Libraries, Entrance Hall and Staircase to be distempered and picked out in four tints at discretion of Superintending Officer.'

The plaster on the walls of the main entrance hall to be finished in cement plaster to 6ft height with Parian cement finish coat. Ornamental flowers to vary in diameter from 3 – 4 ft.

Library walls to be finished in Parian to height of 5ft [an apparently contemporary note on the text notes that the Parian 'perished on voyage'.] Ceiling of lower library to be coffered in three compartments with a 5 ft diameter flower in each. The upper library 'to have a flat ceiling with a [illegible] coved cornice as shown with three enrichments planted in it and the Ceiling to have three Centre flowers, the middle one 7 ft in diameter and the others 5 ft each. The walls prepared for painting.'

Chambers – the walls below the galleries to be finished in Parian or Portland cement.... detailed description of plaster ceilings - centre flowers left 'partly open for ventilation'.... 'The coving above cornice to be formed of openwork of Carton pierre with trusses at each internal angle'.... 'it will require to be painted in two coats of best white lead foil paint to protect it from silverfish or cockroaches' ceilings to be distempered.

Cornices and centres – 'the two long Corridors on ground floor to have plain cornices of say [?] 30 inch girth. The passage to back premises the lavatories and Strong rooms are to have no cornices. The remainder of rooms halls and lobbies on ground floor are to have cornices of 40 in girth [?], the three front rooms in each end wing, the Entrance Halls, Lobbies, Governor's Reception room, Waiting Room of entrance hall opposite Governor's room and the six Committee rooms to have two enrichments in the cornices and centre flowers in the ceilings 5 ft in diameter of approved designs.'

40 inch cornices and 5 ft diameter flowers in four rooms and lobbies and rooms off library at first floor level.

30 inch cornices and 4 ft diameter flowers in four rooms and lobbies and rooms off library at second floor level.

Lavatories to have centre flowers of 2 ft diameter.
Painter and Glazier

This section includes a special requirement for stippled flattening in 4 coat paint picked out in 4 tints to the walls to underside of cornices of principal entrance hall, staircase lobbies, library and both chambers. The cornices pilasters and caps of balustrades and wooden parts of soffits of galleries and the screens in the Chambers to be similarly treated. The Assembly Chamber to be 'pearl grey' and the other [Chamber] 'sage green'.

'The doors opening into Chambers to be French polished in lieu of flatting, all the finishings around the doors to be flatted with the wall work. All the other doors with their architraves and skirtings in the different rooms on the level of the Chamber floor to be oak or maple grained and varnished at the discretion of the Superintending officer'.

Sundry works around buildings

Freestone lying around the site is to be cleared up and stacked near the engine house. The two masons' sheds are to be re-erected near the rear of the building for stabling and the shingle roofs reinstated. The sheds are to be studded and weatherboarded [implying they were originally open sided]. The two iron tanks are also to be taken away and put with the other building plant. 'The low fence in front of building is to be taken down and re erected at the two ends to form an enclosure at back, the fence to be twice painted and a pair of strong gates with strong hinges made for the purpose and proper fastenings to be hung near the end of building for access to Yard at rear of Refreshment Rooms'. The ground in front of the building to be gravelled.

'The fence for a length of a chain between the Guard House of Government House and the end of building to be taken down and replaced by a galvanised iron fence similar to that specified for the enclosure of the Refreshment Rooms. Two gas lamps on Cast Iron pillars of approved pattern are to be erected at front of building on proper stone bases also two at rear of building as will be directed.

The specification ends with 'General Stipulations' signed by John Petrie which notes that as the building is partially finished some matters may have been overlooked in preparing the specification but no claims for extra work will be accepted.

Excerpt from specification for the Parliament House refreshment rooms.

Part specification for a brick building [with stone faced exterior?] walls and a slate roof. Another specification from this date 'Specification of Work to be performed in erection of Refreshment Room at Legislative Chambers Brisbane' describes 'both brick and wood buildings' but the front page is crossed out. Another specification dated October 1967 has a handwritten note (DPW added recently) noting that it corresponds to plan set No.2. This appears to describe a brick building. An excerpt of the specification from December 1867 (?) is masonry (stone?) with a galvanised iron roof.

Specification to be observed by the Contractor in supplying material and erecting Arcade fronts and Carriage shelter to the front of the Parliament Buildings Brisbane April 1877. Also initialled [illegible] and dated 25 Feb

1878. Front page signed and later pages initialled by John Petrie. (8 pages)

Concrete base for footings of hardstone from the Hospital quarry. Also a requirement for the contractor to give a price if stone is obtained from 'Government land on the down stream side of a small creek $\frac{3}{4}$ of a mile below the Quarry of Mr. Jays [Jeays?] where there is a very promising outcrop.' [later on this is said to be at Woogaroo]. Mortar for hardstone to be Rockhampton stone lime and sand. Other mortar to be lime putty as above with stone dust 'out of the masons shed'.

Iron joists at the rear of the Parliament building will need to be cleaned [suggesting they were stored from the previous work]. The arcade floors to be concrete using 'hard gas coke'.

'Plaster soffit of all floors $\frac{1}{2}$ " thick with Cement ruled to a true and fair surface throughout and polished as specified for floors and will be left to dry for paint.'....

'Fix No. 2 downpipes to each floor of 4" x 3" cast iron with cast iron head to detail through concrete floor and cast to the form of gutter....Downpipe will be secured to wall by neat wall spikes and plugged if required. Paint downpiping as before in such colors and as may be directed. Paint soffits of all floors 3 coats in silicate paint in such colors as may be directed.'

Excerpt from specification for Closets

The specification refers to a free standing block of earth closets

Specification of Drains to be removed at Parliament buildings. April 1884. (3 pages) QSA A/20888.

Specification to be observed by the Contractor in constructing and relaying earthenware pipe drains at the rear of the Parliament Buildings.

A brick surface drawing was at that time already around the building. The new underground drain was to be 'from the river bank to the boundary adjoining the government house stables including one 9" off 9" three 6" off 9" the former for the branch drain to swamp....'. Also a drain at the rear of Mr Bernays residence.

Specification of Material and Workmanship required in making Alterations and Additions to Parliament Buildings Brisbane, in accordance with Drawings Nos. 1, 2, 3, 4, and 5, and such further Detail Drawings as may be furnished during the progress of the Works. March 1889. Printed specification marked 'to be Returned 16.3.89'

The specification has a number of provisional allowances which include:

50s for Register Grate for each fireplace

£200 for mantelpieces

£200 for 'counter and screen to room 8, first floor.'

£2 for each earth closet apparatus

£60 for centre flowers

£200 for Gas Fittings

£150 for Electric Bells

Mr Baldwin's residence, Reporters' stairs and portion of existing verandah to be pulled down. 3 gate pillars, gate and portion of iron railing (about 12 ft) to be removed and re-erected.

The section 'General Alterations' includes a requirement for bonding and the following:

'Basement – Pull down wall at C to underside of joists and form nibs and arch as shown. Build foundation to fireplace at D, carefully bonded to old work as directed.'

'Ground Floor – Build up present doorway at A....[ditto] at B...Form opening at D, with circular arch...Pull down the wall at F and form archway...Build chimney breasts at G and form flue, 9 x 9 inches, carefully bonded to old work.'

'First Floor – Pull down wall at A and rebuild as shown, with doorway, fireplace, flues etc. New door at A to be similar in every respect to that existing at F. Cut away and form new door at B, which is to be similar in every respect to A. Pull down the wall at C and insert cast-iron bressimmer [sic], and rebuild brick piers rebated for frames of borrowed light, all to detail. Pull down and form opening at D, with circular arch as shown...The existing staircase at E is to be entirely removed, and a new staircase similar to be erected where shown at G. Such portion of existing staircase that is considered sound and suitable and approved by the Superintending Officer may be reused.'

'Second Floor – Pull down the wall at A and form doorway in every respect similar to door at H; also form flues as shown at B. Pull down and form door at C, which is to be similar in every respect to K. Pull down and form archways at D and E as shown...Provide new floor at J similar to flooring to new wing. In making alterations all jambs and arches to be plastered and finished similar to present work...'

The following to be constructed of concrete – foundations, cellar floor.. 'the whole of the floors and roof of front arcading, vestibule, verandahs, closets, urinals, baths, and main archway on ground floor, serving room on first floor, and kitchen and refrigerating room on second floor... ceiling of refrigerating room... concrete arch over covered way...'

All brickwork in lime mortar except for arches, inverts, which are to be cement mortar. Rainwater pipes to be built in. Ventilation openings 15 x 9 inches over each fanlight to corridor of rooms on ground and first floors fitted with cast iron grates [evidently not done].

Stonework of foundations and plinths to be of hardstone from Spring Hill O'Connell town or other approved quarry. Other stonework to be freestone from Goodna, Helidon, Murphy's Creek or Highfields (separate price required for each).

Masonry of facades to be in fine putty mortar 'composed of equal quantities of lime, putty, and hand washed sand.' Cramps of iron, galvanised except for exposed situations where they are to be copper or 'bell metal'.

Enrichments to be modelled (no mention of keystones – only capitals, consoles, and vases or terminals).

Sills to screens in vestibule and corridor to be Castlemaine slate. Hearths also of slate set 1/8th inch above floor. 2 slate shelves required in room 13 second floor.

Columns on verandah and balcony floors 'where coloured blue on drawings' to be cast iron.

Cast iron gratings to be provided to vent the cellar, to corridors and over external windows, to back verandah, under windows 'similar to existing building', in closet passage.

Chain bond under cornice.

Cast iron balustrade to principal staircase and also between columns and post of balconies 'similar to present work'. Cast iron frieze to verandahs and balconies. Wrought iron grille over front entrance door. Cresting on roof to match existing.

Downpipes 5 x 3 ½ inches to match existing. Spouting to match existing and to be cast iron on kitchen block. 'The junctions to be covered with cast iron lions' heads, which will also occur every 5 feet...'

Hardwood floor joists 6 x 2 ½ inches at ground floor and corridors on upper floors, 12 x 2 ½ inches first and second floor rooms. The first and second floors to have 'Deafening' of rough boarding covered with 2 inches of 'good coarse hair mortar, mixed with a proportion of coke.'

Queen post trusses. Purlins 8 x 6 inch, rafters 6 x 2 inches, (larger over kitchen). Ceiling joists 8 x 2 inch pine. Roofs boarded. Floors laid with 4 x 1 ½ inch beech 'pavardillo jointed' and secret nailed.

Framed ventilators in roofs with galvanised iron louvres in hardwood frames. Whole of roofs covered with rough pine boarding 6 x 1 inch with two inch rolls nailed on for iron.

Wood verandahs and balconies at back and end to match existing 'with the exception of main posts which are to be iron instead of wood'. Ground floor posts 6 x 6 inches, first floor 5 x 5 inches second 4 x 4 inches all with moulded capitals and bases. Joists 8 x 2 inches. Ceilings 6 x 1 t&g pine with 3 x 3 moulded cornice.

Visible surfaces of principal stairs cedar. 7 inch newels with moulded finials. Stairs to kitchen similar but with timber balustrade.

100 ft of pine shelving on pine tressels, 250 ft shelving on cast iron brackets.

Joinery to be cedar for inside exposed work with beech frames and sills. Edges of all cedar doors flush beaded except for folding and casement doors which are to be rebated and beaded.

'The whole of the doors and casement doors to have brass butts with steel pivots and burnished knuckles, and fixed with brass screws; the doors fixed with projecting hinge so as to clear the architraves. The doors to rise in principal rooms sufficient to clear the carpets.'

'Unless otherwise specified the outside and inside doors to have three 5-inch butts on each leaf.'

'Casement doors to have three inch 4-inch butts on each leaf.'

All locks to doors and casement doors to be "Hobbs" or other approved patent brass-faced brass bushed steel followers and keyholes two keys to each lock. Locks rebated where required.'

'All lock furniture to be "Andrews", "Harcourts" or other approved patent, with massive brass or light bronze handles and fingerplates unless otherwise specified.'

'Provide and fix 40 feet moulded cedar belting 6 x 1 ¼ inches and approved brass hat pegs spaced 18 inches apart; also provide 3 cedar [illegible] rollers on brackets.'

'The swing doors are specified elsewhere. The casement doors are to have brass bolts with thumb latch, value 30s. each door.'

'The inner doors and casement doors to have 5-inch, 6-inch or 7-inch mortise locks, not more than ½ inch thick.'

'The outer doors, where not specially mentioned, to have strong 9-inch rim drawback locks; those to closet passages and rooms Nos. 12 and 13 at end to be 6-inch.'

'All bolts, unless otherwise mentioned, to be of brass, either flush or on plates, fixed with brass screws and proper sockets. Sockets in stone or slate to be run with lead.'

'Casement doors to have two 9-inch flush or plate bolts as required.'

'Ironmongery – Windows – sash fasteners to be of [illegible] make, brass with ebony knobs.'

'One pair of brass bar sash lifts to each pair of sashes.'

Pulleys to be brass faced, brass axle and brass bushes [illegible] to be cast iron, hung with patent brass chain.'

'Ironmongery – fanlights – All hung fanlights of doors or casement doors to have 3-inch brass butts and McFarlanes patent brass quadrants to suit the pitch of the opening – cost 10s. each. The swinging fanlights to have brass faced pivots, with steel pins in bell-metal sockets, brass spring fasteners and pulleys.'

'All the above to have approved colour light log or linen lines. All guides, pulleys, cleats, fasteners etc. of brass on plates, and all other fittings fixed with brass screws.'

'Brass chains and plates to fixed to screens and outer fanlights.'

'Ironmongery – swing doors – To have "Whitehouse's" patent spring hinges, with brass

plates level with floor; the boxes, where let into stone or slate sills to be run with lead.'

'The handles to be brass, mounted on strong plates to approval, fixed on each side of leaf – cost 40s. each.'

'Each swing door and outer folding door to have spring stops with brass plates let into the floor.'

Door frames on outer doors to be of beech....

'Door linings – All internal doors except otherwise specified, to have jambs and soffit lining, also to detail, fixed to 1 ¼ inch skeleton grounds. [Illegible] 9-inch walls to have framed jambs and soffit with rails as directed, stop planted [illegible] and the thick [illegible] walls panelled and moulded. Jambs and soffits to match and range with the door [illegible – lling]; these [illegible] to be 1 ½ inch thick with the rebates formed in the solid.'

'Principal and Back Entrance Doors – to be of cedar double hung, having styles, muntin and meeting styles, rails all 5 x 2 ½ ; bottom rail 12 x 2 ½; raised panels out of 2-inch stuff; bolection moulded both sides, all to detail, and provide handsome heavy ornamented approved bronzed knob outside to all external doors, one to each leaf.'

'All other entrance doors to be single hung and provided with two 10-inch brass plate bolts.'

'Internal doors – All doors to detail, those in corridor to match existing doors in present building; panels with bolection moulds, architraves, blocks etc. All other doors, where not specified or shown otherwise to be 1 ¾ inch, four panel, bolection moulded both sides.'

External detail of blind included [much deteriorated and barely legible in copy of spec held by DPW].

Ground floor vestibule screen, screen at end of corridor, two folding doors in dining room 'to have swing doors hung folding, all framed 2 inches thick, bolection-moulded and raised panel on lower half, the top half moulded, and rebated for glass....Provide spring hinges to each leaf, one leaf to have two 10 inch bolts and the other provided with 6 inch mortice lock, and all doors to be provided with handsome brass handles, similar to those in present Assembly Chamber door, two to each leaf, fixed one each side.' 'All folding doors between rooms Nos. 1 and 2, 7 and 8, 10 and 11 on ground floor to be panelled and bolection-moulded similar to the other doors in these rooms, each leaf hung on three 5 inch butts, and provided with 6 inch brass bolts, two to each leaf.' Rooms nos. 7 and 10, first floor 'to have bolection mouldings to all panels and linings.'

Closet doors four panel hung on 4 inch butts.

Windows cedar similar to those in existing building. Window backs panelled with bolection moulds on ground and first floors.

'All circular headed windows are to have frames filled in with fixed louvres..... All windows to be

provided with Venetian shutters in frames 2 3/8 x 3/8 inch Venetian shutters hung internally with cords in such manner that when pulled up they will remain without fixing'.

Rooms 7 and 10 on first floor to have panelled cedar dado with bolection moulds.

Architraves to be similar to those in existing building with plinths. All to be 7 inch except those on second floor in rooms 4,5,10, 12, 14, 15, 16, and 17 which are to be 5 inch

Skirtings 7 inches cement in bathrooms, lavatories, corridors on ground floor, serving room no. 9 on first floor...

Cedar skirtings 18 inches deep on ground and first floors similar to existing building, second floor to have skirtings 16 inches deep except for rooms 4, 5, 10, 12, 14, 15 16 and 17 which are to be 9 inch.

Install 2 lifts.

Roof covering to be galvanised tinned iron with rolls similar to existing roof. Lead flat over kitchen. Galvanised iron moulded guttering at back of building.

Rendering to be lime and sand generally. Keene's cement to be used for cement skirtings, outer angles of plastered walls, cap bases and pedestals to columns in dining and smoking room, internal walls of closets and bathrooms, new arches between new and existing work.

Dining room and smoking room cornices run in gauged stuff and plaster of Paris 30 inch girth in dining room and smoking room, 20 inch girth elsewhere except kitchen which is to be 18 inch girth.

Minton's tiles to be provided to floors of ground floor arcade, vestibule, bathrooms, lavatory, urinals, passage, closets, serving room on first floor, kitchen on second floor with margins of Castlemaine slate.

Water and gas to be laid on.

French polishing to be done on whole of ground floor except area disconnected by covered way, the whole of the first floor except the serving room, the second floor rooms 1, 2, 3, 6, 7, 8 and 9 and stair handrails. Other rooms including kitchen stair to be copal varnished.

Externally joinery is to be painted.

All entrance doors and casement doors to be grained.

Balustrade of principal stair to have one coat of bronze green and varnished over with 'elastic carriage varnish'.

Glass to all openings facing Alice Street and the river to be 1/2 inch plate glass. Screens, glazed doors and side lights to have 1/4 inch etched plate 'Chance's or Hartley's make.' Prism lights to cellar.

Specification for bar fittings Dec 1890 signed by Valley (QSA A20889)

Bar to be cedar and yellow wood varnished with a cedar counter and embossed glass to the office

Copy of drawings from QSA bundle WOR/A 356 1890-91 stapled to Report on the electric Lighting of the Parliamentary Buildings stamped 2 Dec 1890 and signed Edward Barton Government Electrician.

Sketch drawings of 'Proposed distribution of [electric] lights in Dining Room' showing pendants and brackets with gasolier and gas brackets still in place. Also 'Present lighting of Assembly Chamber', 'Proposed method of lighting the Legislative Assembly' showing pendants under the gallery and uprights fixed to the balustrade of the gallery. Also sketch on Barton, White, & Co. Leaderhead showing combination gas/electrolier with 3 gas lamps and 3 electric lamps ('Pattern 1459').

The report describes the electric lighting plant 'Two Rober engines and boilers of 40 HP each, two Edison 400 light Dynamos of 1884 pattern. These supply current to about 100 lights in the Govt. Printing Office and 250 lamps in the Parliamentary Buildings through an Edison street mains (an iron pipe containing two copper rods, positive and negative, as per marginal sketch [which shows the rods separated by bitumen].'.... 'The present mains cost £300 and were intended to supply 150 lights, but they now have to feed 250 lamps entailing a loss of 25 to 30% in the transmission. The new wing will bring an increase of 100 lights in regular use, making the total load 350. To carry these lights new mains will be required of a capacity equal to 200 lights, at a cost of £400 fixed. By putting down a fresh plant at the parliamentary buildings the mains would be saved. The cost of a fresh plant for 350 lights would be about £1600 or if in duplicate like the present £2900 erected.... 'In the old building all the lamps are attached to the gasfittings and present a very unsightly appearance. It is proposed in the new wing to import combination fittings (gas and electric) for 130 electric lams and 165 gas jets, at a cost of £300 which would be the London price of about £400 landed in Brisbane. The switches for turning on and off the lights will be situated on the walls closet to the doors. It would be preferable to have separate gas fittings and electroliers, the objection to combination fittings being the frequency of "earths", the most fruitful [sic] source of trouble to electric lighting. The fire insurance boys of England and the Southern Colonies specially warn their clients against them (Rule 5 Fire Offices Rules for Electric Lighting Edition 1887). All the electric lights in use in Brisbane are on separate fittings except at the Parliamentary Buildings. The Courier Offices have a few gasoliers fitted with Electric Lights, but have had much trouble from them.'

Specification of Back Verandah and Balcony at Parliamentary Buildings Brisbane March 1891 (5 pages) signed by Augustin John Byrne [contractor]. QSA WOR/A 283 3246/1891 (Batch 3)

Specification of workmanships and Material required in making alterations and additions to existing back verandah and Balcony at Parliamentary Buildings Brisbane in accordance with drawings Nos. 1 and 2.

Note to contractors that work is urgent.

'The connection between the existing main building and the existing refreshment building is to be entirely removed but contractors are to have the whole of the material prepared ready for position so that the connection can be left as long as possible...'

'The existing bath and telephone rooms and iron folding doors also such portion of the existing work is shown on drawings by dotted line are all to be entirely removed...'

'The verandah floor to be f slate 2 ½ "thick with stone curb to match existing work.'

New work to match existing.

'A bath room and dressing room is to be erected as shown on drawings at the other end of the balcony on which the existing room is, constructed of 4" x 2" studs spaced 18" apt. Sheeted with 8" x 1" chamfer boards beaded on inside and in other respects similar to present bath room.'

Specification of certain upholstery and painting required at the two libraries of the Legislative Assembly at Parliament House April 1891

'there are 14 small and 4 arm chairs in the lower library, and 15 small and two arm in the upper library that require attention and to which this specification alludes.' 'Strip the whole of the foregoing articles, thoroughly clean the frames and strengthen the same, putting in new angle cleats where necessary, glass paper the frames, removing all ink stains, bruises and other defects as far as practicable. The whole of the materials with the exception of the hair to be entirely new and the best of their respective kinds.'

The work included cleaning the hair, best quality coppered springs, covering 'the whole of the chairs in best morocco (not roan) skins, free from flaws, holes or knife cuts of approved colour (green preferred) the seats backs and sides of chairs to be in one skin and not stitched or overlaid. The buttons to match in colour and quality the skins. Gimp to best silk material similar in pattern to that now there.' 'Socket and plate castors' of the best quality.

Letter to the Government Printer dated 17 July 1891 stamped by DPW 9 July 1891 from Edward Barton Government Electrician from

QSA bundle WOR/A 356 1890-91 with drawing attached

A further letter about the matter of combination gas and electric fittings.'The custom in England is to keep the Gas and Electric fittings separate. In America where the dry climate renders insulation easier the combination fittings are used to some extent but the fire insurance companies look with disfavour upon them.'... 'I recommend that separate fittings be used, the Dining room being provided with electric pendants in the 8 vacant panel centrepieces and 12 electric brackets on the walls (see sketch herewith). The smoking room should have 6 electric pendants (in the vacant panels and 6 electric brackets on the walls. The bar room ceiling does not allow of pendants) except where the gas is, so I recommend that it should be lit by two brackets on the walls and three standards on the circular partition [the Lucinda bar?]. The rest of the rooms could be lit in the same manner as the Metropole in Sydney or the Gresham in this City, that is by pendants on either side of the gas (see sketch). In the passages electric brackets can be fixed where wires are already provided. With regard to the insufficiency of the underground mains the cheapest way to overcome the difficulty is to adopt the three wire system, by which an overhead wire costing about £200 would enable the present mains to light the whole building, this system requires that the two dynamos be kept running at the same time but this will be necessary in any case when the new wing comes to be lit as one Dynamo could not carry all the load. To carry out this plan leaving the gas in the servants quarters, would cost about £210 for 113 lights overhead wires £200 making a total of £410.' Footnote 'With regard to the question of importing the fittings, it would be more satisfactory to obtain samples and prices here, before sending to more distant markets, and relying on other people's taste.'

The drawings show sketch plans of the proposed locations of gas and electric fittings in the Dining room and Smoking room and a sketch of a room showing the gasolier attached to the ceiling rose and an electric pendant with a single lamp each side fixed to the ceiling.

Specification of Plumbing Work etc etc Additions to Parliament House Brisbane (3 pages) signed Thomas Walters & Co [contractor] QSA WOR/A288 243/1892 (Batch 4)

Specification of Plumbing work etc required to be done at new additions Parliament House.

Water supply Central Dome – 'extend present tank stand another 6' 6"....'

Make two galvanised corrugated iron tanks 5 ft high 4 ft diam. 'These tanks will be required to be made in roof.'

Provide connection from rainwater tanks to kitchen.

Enoggera Storage Tanks – ‘form a platform over concrete ceiling in roof over kitchen, size to be 6’6” x 13’0”

Statement of Accounts QSA WOR/A288 243/1892 (Batch 4)

Undated statement of accounts to the Colonial Architect from Edward Vallely includes:

Deducting cornice in kitchen wing

Extra for alteration to lifts

Deducting one lift

Extra for rubbing down and staining and varnishing stairs strings and skirting architraves and doors.

Deduction for omitting frames and shutters to outside of windows

Extra for Venetian and roller blinds

Summary of above document showing items allowed by the Colonial Architect includes

Extra for false ceiling in bar

Extra for excavation of concrete floors at back verandah

Extra for alteration to lifts in kitchen

Extra for kalsomining walls of corridors ceilings and landings in old building

Staining and varnishing stairs in old building

Specification to be observed in the erection of Grooms cottage Parliament Buildings Brisbane C1890 - 1895

First page of a specification for a timber dwelling.

New Additions, Parliament Buildings, Specification of Electric Light Fittings to be supplied. January 1892 [a handwritten note on the photocopy states that there is a typed specification dated to 1890 presumably for the same works].

‘The fittings are to be made according to the accompanying sketches (to detail)...’ ‘the fittings will consist of Pendants, Brackets, E.L. Standards (for bar) and switches.’

Pendants to be supported on rod at ground and first floor levels and wire at second floor level. The rods plugs sockets etc to be ‘of bronzed metal, burnished where shewn. The scrolls, bands and light ornamental work to be of brass polished and lacquered.’ All fixings to be screws with ‘ornamental heads’.

All brackets brass ‘polished bronzed, and lacquered’. Single brackets in corridors and smoke room except over the mantelpiece, 12 double brackets in dining room, 2 double brackets in smoke room, 2 double brackets at main entrance door. Switch to be on brackets. ‘Star patera’ to be used.

All to be made for Edison lamps. 6 lamps of 50 candle power for pendants in dining room ‘also 30 lamps of 32 candle power’....

All shades to be of ‘so called white porcelain or opaline’.

Each suspended light on second floor to have ‘white China rosette’ [rose]... ‘mounted on a wood base secured to the ceiling.’

Switches to be mounted on slate or china bases. Patera to be moulded and French polished cedar... ‘those to the brackets are to have a fluted boarder [sic] round the centre’.

List of electric lights ground floor:

2 pendants 32 candle power – Rms 1, 7, 9, 8, 9

2 pendants 16 candle power – Rms 2, 3, 4, 5, 6, 10, 11

No electric light in rooms 12 and 13

4 brackets 2 pendants in corridors

2 brackets in entrance vestibule

2 double brackets at entrance door

3 pendants at archway

Estimate of Alterations and Repairs to Arcade New Wing of Parliamentary Buildings Brisbane Government Architects Office 3 February 1892 QSA WOR/A333 1668/1895 (Batch 5)

Includes:

‘Refitting keystone in centre arch’

Drawing ‘Parliament Buildings Legislative Assembly Chambers Proposed Ventilation’ 2 March 1895 QSA WOR/A374 69/1877 (Batch 6)

Showing addition of Boyles Ventilators

Specification Repairing Stonework in Arcades and making other Repairs to the new Wing of Parliamentary Buildings Brisbane specification dated January 1893 signed by William Marshall contractor 12 March 1893 QSA WOR/A333 1668/1895 (Batch 5)

Stone to be from Helidon quarries.

Mortar to include cement.

Defective stones to be cut out and replaced.

Keystone over centre arch on ground floor appears to be retained.

Specification laying out of courtyard Parliamentary Buildings Brisbane 26 Feb 1895 (3 pages) signed William Kennedy [contractor] QSA WOR/A374 69/1897 (Batch 6)

The specification describes the laying out of lawn and shrubberies and gravel walkways.

The carriage shed to be taken down and materials stacked and the stable wall exposed by this removal to be filled in with weatherboards.

Existing lamp on lawn to be removed.

Move fire hose and hydrants.

Fence ‘centre plot’ in timber with posts and a single rail.

Specification Improving the Ventilation Legislative Assembly Chamber, Queensland Parliament Buildings Brisbane May 1895 signed by John Walters [contractor] QSA WOR/A374 69/1897 (Batch 6)

Ventilator to be purchased from James Campbell 'that portion...comprising the louvre3s and first length of air piping, which are to be constructed in accordance with Messrs Robert Boyle & sons patent...' All galvanised iron to be Gospel Oak and timber to be pine.

'..the works included in this contract consist of breaking through existing roof and erecting new automatic air pump ventilators, conducting air pipes from ceiling and roof into same; making good any damage ...'

The work included redirecting 'the air piping at present connecting the stand up pipes from Electroliers with the outside'...

Photocopy of drawing titled Queensland Parliament Bdgs. Brisbane Alterations to East Gates signed by Thos Keenan [?] and James H B Crawford [?] dated 22 Nov 1895 and attached excerpt from specification (not named but also initialled by JK and Crawford).

The drawing shows a plan and elevation of the east gates showing the gates repositioned back so that the hinges are fixed to the corners of the gate posts allowing increased opening of the gates and extension of the roller path.

The specification relates to this work and also includes 'take down and purchase old gates Alice Street' ...'the old disused pair of cast iron gates with pillars, side walls, including foundations etc. Inside grounds near the Courtyard Entrance in Alice Street.' After removal of these gates the specification requires the 'shrubbery fence' to be continued about 15ft to join the Alice Street gate pillars all to match the existing fence of 4 x 4inch posts, 3 x 3inch top rails, 2 x 2inch lower rails.

The 'old timber gates, posts, side fences, etc at Eastern end of Legislative Council Chamber to be taken down... '

Specification Renovating entrances, vestibules corridors etc Parliamentary Buildings and Renovations at Residence of Clerk of Legislative Assembly Brisbane. 3 March 1897 signed WA Seal [?] [contractor] (11 pages) QSA WOR/A398 2072/1898 (Batch 7)

Work involved repairs to plasterwork, joinery, glass, painting and application of damp proof paint.

A: Renovations and decorations Portions of Old Wing

Re- Kalsomine walls and ceilings to Corridors, Vestibules, and Entrances on two principal floors, stair cases and on all floors and part of the corridor between arches at top of main staircase.

Grand staircase in 6 colours, arches columns and piers in three colours, all other cornices and ceilings in plain white.

President's bathroom re-kalsomined.

'The whole of the doors, architraves, skirtings and other woodwork in the Corridors and Vestibules on the two (2) principal floors and staircases on all floors, including part of Corridor at top of main staircase previously painted or grained to be thoroughly cleaned down and sandpapered to an even surface and afterwards painted in two (2) good coats flatted in selected colours...'

External surfaces of doors and windows to be repainted 'and ornamental part of doors touched up'. Ironwork of front door to be painted in bronze.

'The ironwork of man staircase, from ground floor to first floor and along the Landing must be painted in bronze to match the upper portion, from the first floor landing to top of staircase which is cast bronze, this bronze work to be thoroughly cleaned in the best manner. The ironwork of other staircases to be painted in two (2) coats, approved tints.'

The whole of the doors, windows, architraves, skirtings, hat and telephone rails etc. in entrances, Vestibules, Corridors, Passages, etc., not previously specified on the two (2) principal floors, also woodwork of staircase of all floors and any other work pointed out, to be thoroughly cleaned down of old varnish and sandpapered to a smooth and even surface and afterwards varnished in two (2) good coats to a fair and even surface free from brush marks, etc.

Urinal on ground floor in centre of wing to have a new painted corrugated galvanised iron ceiling (1 inch corrugations).

Repoint stonework where necessary. Address leaks in Presidents bedroom by running in liquid cement and finishing outside with oil putty to match existing.

Gilded lettering on doors to be touched up.

B: Renovations and Decorations to Portions of the New Wing

Walls and ceilings to corridors, Vestibules and Entrances on two principal floors and staircase to all floors to be re-kalsomined. Colours as old wing.

'The earth closets and lavatories adjoin archway, ground floor...' re-Kalsomined.

'The Entrances and Vestibules and staircases on all floors to be thoroughly cleaned down and to have a painted dado as follows.... and to have an ornamental stencilled border, the whole to be in selected colours and designs, three (3) colours.'

Ironwork in staircase repainted.

French polishing made good.

New terracotta chimney cowl on kitchen flue.

C. Repairs to residence of the Clerk of the Assembly.

Estimated cost of renovating Entrances, Vestibules, Corridors etc etc Parliamentary Buildings 9 February 1897 QSA WOR/A398 2072/1898 (Batch 7)

Includes:

Painting and bronzing iron work of staircases
Allow extra for 6 colours in staircase
Ironwork front door bronze and gilt
"Duresco" to ceilings and walls
33 lineal yards of dados and stencilled border
Touching up lettering on doors
Also a second estimate which includes:
2288 lineal feet of cornices
825 yards of dados
1485 sq yards of varnishing
150 square yards of graining and varnishing and polishing
172 square yards of painting and gilding ironwork in staircase
'Smoking room, Refreshment room and Dining room to have walls and ceilings kalsomined and dado where not panelled oil painted, Dado in refreshment Bar extra high say six (6) feet.'
35 lineal yards dados in refreshment room
1283 cornices in Smoke, Dining room and Refreshment Room

Specification for taking down and removing existing arcade and erecting a new arcade to Alice street front, also repointing existing work at Parliamentary Buildings Brisbane. December 1897. (16 pages) signed Daniel McDonald [contractor] QSA WOR/A421 1967/1899 (Batch 8)

The specification covers selection of stone, stonework, enrichments 'All enrichments to be executed in the best style with accuracy and boldness, and, if necessary, full sized models, are to be made at the Contractors expense, approved by the Government Architect whilst in clay, and afterwards cast in plaster of paris [sic] for working from.... The Carver and Modeller must be approved by the Government Architect before the work is entrusted to him.' The ground floor concrete to be made good, the first and second floors constructed of coke concrete on rolled steel joists.

Defective stonework existing to be cut out and replaced and footings excavated to allow inspection and underpinning.

Ground floor tiling and 'slate strips' to be salvaged and cleaned and relaid 'in patterns similar to the existing'. New Castlemaine slate strips 9 inches wide to be laid 'at each pier across verandah'.

First floor to be laid with Encaustic tiles and slate margins.

Second floor to be asphalted with 'Trinidad or Limmer ashphalte'.

Specification Repairing and painting Parliamentary Buildings Brisbane 23 Dec 1897

signed WA Seal [contractor] QSA WOR/A42 1967/1899 (Batch 8)

The works concern the Parliamentary buildings, fences railings and gates, Mr Baldwin's Cottage and the Grooms Cottage.

'The whole of the existing slate flagging and wooden flooring to George and Alice Street corner entrance... to be carefully taken up and the slate flagging... carefully stacked where directed...' Cedar skirting also removed.

Areas under new floors where shown on plan to be excavated.

Drains renewed.

New timber floor framing to be hardwood, bearers 5 x 4" joists 5 x 2 1/2 ". New flooring 4 x 1 1/4 "tongue and grooved hardwood secret nailed.

'The whole of the walls shewn by red lines on plan to have a neat cedar dado as follows: - the sheeting to be of three (3) ins. By three quarter (3/4) inch wrot, grooved, tongued and V jointed cedar of good uniform and approved dark color...' Refix existing skirting to base of dado. Varnish with Copal varnish.

Provide new cast iron ventilation air bricks in foundation walls.

Repair plaster on walls of ground floor Corridor near staircase to public gallery and then kalsomine and finish with painted dado to match existing. Apply damp proof paint first.

Overhaul plumbing.

Overhaul door and window joinery.

Paint external wood and ironwork (zinc based paints).

Make good any defective frosting.

Lay Cork carpet on the new floor in the Vestibules to match that existing on the ground floor.

Estimate of taking down and removing the Existing Arcade and Erecting a New Arcade to the Alice Street front of Parliamentary Buildings and in Repointing stonework to Existing Building. 14 January 1898 QSA WOR/A421 1967/1899

Includes extra for carved work to keystone over main entrance and carved work to pediment

Also **Repairing and Painting at the Parliamentary Buildings** of the same date

Which includes:

120 lineal ft new cedar dado with refixing of existing skirting

113 sq yards cork carpet

Excerpt from specification for Bathrooms for the Legislative Chambers Parliament House March 1899

Lavatory at the corner of the room shown on the plans to have a marble top boxed under with cedar panels 'plain moulded'. Water to be laid on to lavatory, bath and shower and water heater using galvanised iron pipework (painted where

visible) and 'approved selected electroplated high pressure screw taps' installed. Copper rose to be fitted to shower bath. Gas laid on to water heater. 'Selected brass' hooks to be provided fixed to 6 x 1 inch moulded polished cedar rail. Beech footboards to be provided [similar to bathmats]. Cedar partitions and other woodwork to be French polished.

Specification for supplying and laying carpet on floor of Legislative Assembly chamber, Parliament House Brisbane, March 1900

Separate prices are required for the laying of 5 frame Brussels carpet, Axminster, Wilton pile and Stair damask. Replacement is required in the Assembly Chamber, the passage running at the back of the Chamber behind the Speakers canopy and 65 yards of stair damask (location unspecified)

Specification for Repairing and Reforming Roadways Parliament House Brisbane 11 June 1900 QSA A/20889

Roadways to be repaired in gravel.

Specification for covering benches with leather and carpeting dais, Legislative Council Chamber. Parliament House Brisbane, May 1903

A. Benches – original leather stripped off seats and backs, hair stuffing taken out, fumigated and cleaned and teased and reused in new canvas cases to match existing, cases of seats and backs covered with 'best quality buffalo hide.... secured with necessary upholstering pins, and stamped leather edging to approval. Surfaces of cushion seats and backs to be finished plain without buttons.' Whole of woodwork cleaned down and 'disinfected' and French polished.

B. Dais covered with Axminster carpet or (alternative C) Brussels carpet

Excerpt from specification for repairs to Dome and Cresting January 1904

The Excerpt covers removal of corrosion on the railing and repainting, soldering up corroded nail holes to the zinc sheeting of the dome, re-erection of collapsed cresting and recasting missing sections to match and painting,

Specification for shoring and underpinning the south end of Parliament House August 1904 QSA A/20889

Specification covers shoring, excavation, mass concrete work to underside of existing stone footings, reinforced concrete lintels, 'W.I [wrought iron] chain bond' of WI bars to continue through concrete lintels, brickwork (used for foundation piers).

Interior plasterwork to be repaired in lime plaster (2 coats) with a set coat of pure putty prepared

with Plaster of Paris. Cornices to match existing. All repairwork to be Kalsomined.

Report by District Architect regarding Decayed stone Parliament Buildings Alice Street wing 28 June 1905 QSA WOR/A657 10468/1910 Batch 11

Report that a large piece of cornice fell onto the upper balcony and the proposal is to cut back the cornice and replace tops of pinnacles in stone or cement.

Estimate for Underpinning and Repairs to South end of Parliament House Brisbane 11 August 1904 QSA WOR/A657 10468/1910 Batch 11

Includes plan of extent of underpinning from the reporters stair right round and including the George Street front [the tower closest to QUT]

Excerpt from specification for Telephone cabinet April 1907

Painter and Glazier section signed by contractor William Jeffcoat witness TF Lyons 22 April 07

Specification of Alterations to William Street Entrances to Parliamentary Buildings Brisbane October 1907. QSA A/20890

'The Asphalt roadway from gate and through the archway to the courtyard as shown on plant to be repaired and required...' An attached sketch plan shows porphyry pitching along the street gutter and bluemetal pitching across the foot path. There is a double gate and then asphalt drive leading to the archway.

Excerpt from specification for supplying and laying carpet on the floor of the Legislative Council Chamber and Corridor, Parliament House, Brisbane April 1908.

Floors disinfected with carbolic acid after removal of the carpets and then scrubbed with hot water and carbolic soap. New carpet to be 'Axminster or Wilton pile carpet of the best quality, with key or other approved pattern border, about twenty one (21) ins, wide.' The portion outside the bar not required to have a border. Colour to be three shades of the same colour, one for the body of the floor, one for the border and one for the dais. The whole of the floor of the corridor to be Brussels carpet with 18inch border to match, passage behind dais of same pattern without border.

'The President's chair to be thoroughly overhauled and any defects made good, and the chair to be re-covered with best quality of red silk velvet, approved shade, and properly upholstered.'... 'Back will also be covered, as at present, with velvet as above, and the gimp to be elf coloured of a shade to match velvet.'

Excerpt from specification for repairing gates April 1908

Corner entrance gates and other gates to George Street to be overhauled and repaired. The stone crossing to the corner entrance to be taken up, dressed level on top and reset in cement mortar. Ironwork bedded in the crossing stones to be refixed.

Specification for taking down and re-erecting Stone Gate Pillars at Parliamentary Buildings Brisbane. August 1908. QSA A/20890

The work concerns the two gateposts facing George Street and the Botanic Gardens (not the corner gates). The stonework is to be taken down to foundation level and rebuilt in the same position including reinstating the double gates and cast iron lamp pillars and lamps. A drawing shows a plan and an elevation. The lamp is a globe with a crown motif on top.

Plan of underpinning tower at corner of George and Alice Streets April 1912 QSA WOR/A855 7039/1917 Batch 12

Specification and Materials required for one thousand (1,000) gallon tank and stand to be made to accompanying lithographic drawing

The works comprised construction of a corrugated iron tank on low timber stumps.

DPW photocopy – tender unsigned

Excerpt from tender for 'The supply and erection of Cooking Apparatus and Fittings for Kitchen, Parliamentary Refreshment Rooms, Parliament House, Brisbane.'

Plan showing proposed ventilation to assist with Flooding of the Cellar 14 December 1920 QSA WOR/A 976 16986/1921 Batch 13

'Relative to examining stonework at Parliament House Brisbane' report by E M Aylward Stonemason QSA WOR/A 976 16986/1921 Batch 13

Excerpt from specification for sewerage installation residence of Clerk of Legislative Assembly Sept 1928

All concerns Clerks residence and connection to Metropolitan sewerage system.

Excerpt from a specification for remodelling lavatories March 1929

Refers to modification and new construction of brick walls and concrete floors and the use of weatherboards in temporary ECs and sheds

Also 'Lavatory basins – Members Lavatory (1st. Floor) where 3 pan urinals and 7 lavatory (presumably handwashing) basins are to be removed and replaced with 6 'F.C. Round Fronts

24" x 18"' of which 4 are fixed to a wooden wall. All with lead wastes.

Also 'Exposed brick walls including side wall at back of Balustrade of Hansard Staff Lavatories to be flanked and fined to match the stonework of the building.' (that is a rendered finish simulating ashlar work)

Also and 'Ironite' floor finish over the concrete floors in the lavatories at all three levels 'including the Male Lavatory near the Grand Staircase, Members Urinal, 1st floor near Assembly Chamber, Urinal floor surround to lavatory on Balcony Dining Room etc. 1st floor and Hansard Press Lavatory on Verandah 2nd floor.'

Excerpt from specification 'Parquetry Floor.' May 1934

Applies to 'whole of portion coloured upon the drawings' – the drawings show the parquetry laid (ground level) in all corridors and lobbies of the ground floor except the main entrance (tiled area), (first floor) in the dining room, billiard room and bar, visitors room, corridors, Speakers rooms and lobby and the room behind the Assembly (now a lobby), Presidents rooms and lobby and the corridor outside the library.

Patterns and timbers in accordance with Forestry Department recommendations.

Some were laid on floors 'now covered with slate slabs' ...'the latter to be carefully taken up and stacked where directed.' And some over wood floors. All linoleum and carpet removed.

Finishing with sandpaper, approved filler and hard surface non slip Johnson Wax.

Specification for Repairs to the roof over the George Street Colonnade at Parliament House Brisbane 19 September 1941 QSA A/20890 another copy under E52 577-764 (5)

'The roofs over the colonnades on the George Street front of the building on each side of the Library on the Second Floor are to be roofed over with Galvd. rolled iron sheets, gutters formed and walls flashed all as hereafter described, and making good plaster work on the ceilings below.'

Cutting from the Courier Mail 1 August 1944 QSA E52 577764 (5)

'Farwell to A.R.P. Workmen demolishing the ARP walls which for nearly two years have hidden ground floor windows of Parliament House....'

Specification Supply and fixing of Bituminous Felt Roof Coverings to the Roof of the Colonnade, Alice Street Elevation Parliament House Brisbane 10 August 1948 QSA E52 862-1067 (5)

'The whole of the concrete flat roof, where shown coloured grey on the drawings to be covered with approved roofing felt as hereinafter specified....'

APPENDIX 3: CONTEMPORARY NEWSPAPER REPORTS

MAIN BUILDING

Brisbane Courier of 15 July 1865, p.8

'The style of the building will be the *renaissance*, as adopted in the Louvre and Tuilleries, but of a less ornate character, and more in keeping with the position of the colony—effect being attained more by size, proportion and the breaking up of the front and sky line, and by a two-story *loggia* or arcade running between the end wings and the projecting centre, also by a carriage porch of five bays corresponding with the first story of the arcade.

The centre portion of building will rise three storeys, and have three circular-headed openings, with detached columns on each floor, the recessed portions behind the arcades having five windows quite plain, and the projecting end wings three windows on each floor on each side, being circular-headed on ground floor, pedimented on first floor, and segmented on the third floor, the angles of these wings having rusticated pilasters running through the three storeys with the cornices and strings breaking round them; these wings will be terminated with square mansards. All the windows will be filled with plate glass.

The plan is arranged as follows: In front of principal entrance is the carriage porch of five bays, answering for the Governor's and members' entrance, and for the separate entrances for the public to the two Houses. The entrance hall is 27 feet by 19 feet, and 18 feet high, as are all the rooms on the ground floor. On either side of entrance hall are rooms, one being appropriated as the Governor's reception room. The grand staircase, which is approached from the hall, is 31 feet by 23 feet, having a wide centre flight of steps with flight on either side, and leads to the two chambers which are on the first floor, and will be described hereafter.

Both sides of the plan are alike in arrangement—the rooms on the right of the entrance-hall belonging to the Legislative Assembly, while those on the left belong to the Legislative Council.

Taking one side, the first space on the right, under the arcade is the entrance-hall to the public stairs to the galleries of the Legislative Assembly, there are two committee-rooms, one 17 feet by 14 feet 6 inches, and one 27 feet by 14 feet 6 inches; also, the entrance for reporters and witnesses on committees; at the back of these rooms are staircase to gallery; strong room, 26 feet by 14

feet 6 inches; another small committee-room; and waiting-room for witnesses and others on committees. From this room is approached the stone spiral staircase leading to the reporters' gallery. The rooms in the end being the Chairman of Committees' room, 24 feet by 16 feet ; Clerk of Legislative Assembly's room, 17 feet by 16 feet ; Clerk Assistant's room; bath-room; and the private staircase of the Speaker, Ministers, officers of the House, and ladies admitted by the Speaker to the Speaker's gallery.

On the first floor, immediately on landing, the reading-room and library for books of reference is approached. This room is 43 feet by 27 feet, by 18 feet high; and writing-rooms for the members are entered on each side or end. This library opens on the terrace over the carriage porch, and on to the upper story of the arcades.

To the right and left, on the landing, are corridors, 7 feet wide, leading to the Council and Assembly chambers; these chambers occupy the whole of the two storeys of the recesses behind the arcades with the exception of the writing-rooms before mentioned and the staircases to the public galleries. The floor of each of the chambers measures 63 feet by 36 feet 6 inches, by a height of 32 feet, while the dimensions over the public galleries are 80 feet 6 inches by 36 feet 6 inches, in consequence of these galleries passing over the writing-rooms and staircases. At the opposite end of the chambers are the President's and Speaker's entrances from their chambers, also the entrance from the Ministers' room into the Assembly, and from a corresponding room into the Council Chamber. The Speaker's rooms are immediately over those of the Chairman of Committees and Clerk of Assembly, and are of the same dimensions; there is also the Ministers' room and a room for the under secretaries on this floor, with rooms correspond to all those for the President at the other end of the building. There are offices over the President's and Speaker's rooms, and over the reading room before mentioned is a library of similar size to the reading-room; these being the only apartments on the third floor. The reporters' galleries in each House are respectively over the President's and Speaker's chairs. There are various conveniences for the members near the entrances to the two chambers.'

ALICE STREET WING

Brisbane Courier, 12 February 1889, p.6

'The proposed additions to the Parliament Buildings, tenders for which tenders will be called in Queensland and the Southern colonies on Saturday next, will consist of a new wing facing Alice Street and abutting on that end of the present building occupied by the Legislative Assembly.

This will be a second side of the quadrangle which it is intended the buildings shall form when completed. In general appearance this wing will carry out the character of the present building in every respect, being similar in height and having similar arcades. A portion of the present building will form one of the ends of this wing, each of which will have mansard roofs.

At the extreme end, near the river, will be a large arcade through the wing similar to that in the present building. This arcade gives access to the yard and stables behind.

The main entrance to this wing will be in the centre, where the general treatment of the arcade has been modified to emphasise the entrance.

At the back or courtyard elevation verandas and balconies will be carried round similar to those in the existing building. They will also be returned round the end of the building facing the river.

The accommodation on the ground floor will consist of five large rooms, averaging about 20ft. by 17ft., for the use of committees and for other purposes; also five other rooms, about 18ft. by 17ft., most of which will probably be allotted to the clerks.

Two rooms are provided on this floor entirely disconnected from the main portion of the building for the use of the providore's servants. Besides these are a separate bathroom and lavatory accommodation for members and officers. Underneath the providore's rooms is a large cellar for the use of the providore. To this access is given by two lifts and a small staircase.

At the end of the present building some alterations will be made in the arrangement of partitions, &c., and the portion now used as an entrance hall will be converted into a post and telegraph office for the use of members.

On the first floor, by removing the upper part of the present staircase and constructing a gallery in the space occupied by it, direct communication will be had between the floor of the Legislative Assembly and the first floor of the new wing. A

new staircase in the space now used as a corridor will be constructed in place of the one removed. On this floor is provided a large dining-hall 40ft. by 42ft. 6in., a smoking room 43ft. by 28ft., a bar, conveniently placed at the angle of these two rooms, 28ft. by 23ft., and a service-room 28ft. by 19ft. 6in. From the service-room the servants' stair runs the full height of the building, giving access and means of escape from the different floors. The two lifts already mentioned will pass through the service-room to the kitchen overhead.

In addition to these rooms are provided a Cabinet room, 25ft. by 17ft, and two rooms for the private use of Ministers, 17ft. by 10ft. each, and other three rooms of similar dimensions for the use of Legislative Assembly officials, together with a lavatory adjoining the dining-room. From this floor access will be had to the front and back balconies.

On the second floor will be provided a kitchen, pantry, cooling-room, and seven rooms for the use of the providore and his officers. Adjoining the reporters' gallery in the Legislative Assembly a large room, 42ft. 6in. by 17ft., will be provided for the use of the Press, to which access will be obtained from the gallery. There will also be three large rooms about 26ft. by 17ft., and three others, each 17ft. square, for the use of clerks and other officials.

Access will be had to all floors by means of the stairs in the end of the present building, a main staircase at the central entrance, and the servants' staircase already mentioned at the end near the river.

The foundations of the building will be of concrete footings, the foundation walls then being of hardstone up to the ground floor level. All external walls above this line will be of freestone evenly dressed. The internal walls will be of brick. The floors of the front arcades, back and end verandah, the cellar in the basement, serving-room on the first floor, and kitchen on the second floor will be of concrete, the concrete of the serving-room and kitchen being covered with tiles. All other floors throughout the building will be of timber.

The roof will be constructed of timber and covered with galvanised iron. The additions, including verandas, will cover a space of 186ft. by 71ft. The total length of the Alice Street wing, including the existing portion, will be 233ft.'

APPENDIX 4: ILLUSTRATED BIOGRAPHY OF THE ARCHITECT CHARLES TIFFIN

Reproduced from Donald Watson and Judith McKay, *Queensland Architects of the 19th Century*, Queensland Museum, 1994, Brisbane

THORNE, John Thomas

THORNE, John Thomas (c.1840–?) was born in Bristol, England, the son of John Thorne, a builder, and Elizabeth Smith Green. Arriving in Victoria in c.1860, he was employed in Geelong by the architects (Andrew) McWilliam, Richard A. Dowden and Joseph L. Shaw until mid-1863. Thorne then moved to New Zealand where he worked for the architect E.J. Sanders in Invercargill and from January 1864 for the Railway Engineer's Office. Thorne was retrenched in May 1864 and departed for Queensland. He was appointed by the architect Benjamin Backhouse as his Ipswich agent in August 1864. Thorne was engaged by the Queensland Colonial Architect's Office as a draftsman soon afterwards in September and as a clerk of works in November 1865. From 1866 to 1868 he replaced William Macqueen in Rockhampton where he married an Irish immigrant, Rebecca Mathers, on 30 April 1866. Thorne remained in his government post until retrenched on 31 March 1868 due to the colony's financial crisis. While in Rockhampton he was credited with the design of the Lands and Works Office, a two-storey "Venetian-style" brick building, and the new Port Curtis and Leichhardt District Hospital, a "domestic Italian style" structure — both probably owing as much to the Colonial Architect Charles Tiffin as to Thorne. The Immigration Barracks and the new Post and Telegraph Offices in Rockhampton were also erected under his supervision. In 1867 he assisted the Gold Commissioner John Jardine to estimate the value of Chinese property destroyed in race riots in January on the Crocodile Creek diggings near Rockhampton. Thorne left Rockhampton in 1868 to work in Sydney.

References: professional notice, *Queensland Times*, 4 August 1864; wedding notice, *Rockhampton Bulletin*, 8 May 1866; *ibid.*, 14 March 1868, p.3; LWO/A, 1864/1835; ARC/6, 1865/965, QSA; L. McDonald, *Rockhampton: A History of City and District*, Brisbane, 1981, p.212.

Work:

1866	Lands and Works Offices, cnr East and Fitzroy Sts, Rockhampton
1866–67	Port Curtis and Leichhardt District Hospital, cnr North and Albert Sts, Athelstane Range, Rockhampton
1868	Cottage, Athelstane Range, Rockhampton

THORNTON, Thomas Edward was a building contractor in Bundaberg from 1870. He was in business as The Pioneering Building Establishment by 1875 when he contracted for the North and South Bundaberg National Schools and the Catholic Church. He may also have designed the latter.

References: *Bundaberg Star*, 26 February 1875, p.3; *ibid.*, 23 July 1875, p.3; *ibid.*, 6 August 1875, p.2.

THORPE, Joshua was appointed an assistant engineer in the New South Wales Chief Engineer's Department in January 1825 under Major John Ovens. After the dismissal of the Civil Architect George Cookney in April 1826, Thorpe carried out the duties of that position, responsible first to Ovens' successor, William Dumaesq, and later to Captain Charles Wilson as Director of Public Works from July 1828. Building work at the Moreton Bay Penal Settlement was then under the control of the local Superintendent of Works, Lieutenant Thomas Bainbrigg, who prepared working drawings for

minor works. Plans for major works were drawn in Sydney in Wilson's office, probably by Thorpe who may have been responsible for the windmill, a warehouse at Dunwich, and the military barracks and hospital. Thorpe, who was financially involved with Wilson, was dismissed in March 1832, but was allowed a gratuity on account of his long and valuable service.

References: P. Reynolds, "The evolution of the Government Architect's Branch of the NSW Department of Public Works", thesis, University of NSW, 1972.

TIFFIN, Charles (1833–1873) was born in Newcastle, England, the son of Robert Tiffin, a whip manufacturer, and Jane Haig. He was a pupil of M. Thompson and later worked under John Edward Watson, both architects of Newcastle-upon-Tyne, and maintained correspondence with the latter. Tiffin emigrated to the colonies in the mid-1850s and went to Geelong in Victoria. Along with Benjamin Backhouse, he joined the Geelong Society of Architects, Civil Engineers and Surveyors in 1855 as a foundation member. Geelong was well served by architects, so Tiffin left in April 1855. Soon afterwards he entered into partnership in Hobart, with William Montgomerie Davenport Davidson, later to become Surveyor-General of Queensland. On 1 January 1857 Tiffin married Mary Ann Haig, the daughter of Captain Andrew Haig, a prosperous merchant of Battery Point, Hobart.

Tiffin became dissatisfied with his Hobart practice and sought a government post. When Alexander Beazley resigned as Clerk of Works for Moreton Bay, the New South Wales Colonial Architect Alexander Dawson recommended Tiffin, of whose qualifications he had personal knowledge. Tiffin was appointed in May 1857, and landed in Brisbane in the following month, preceding the arrival of the early private architects Backhouse and Cowlisshaw by several years. This was the start of a busy public career in which Tiffin was called on to provide a wide range of architectural services, including supplying designs for churches, schools and hospitals in an honorary capacity as well as discharging his official duties. His first major government building was a new Court House for Ipswich — he had dispatched the plans by November 1857. After Separation in 1859 Tiffin became Queensland's first Colonial Architect and was charged with the responsibility to pro-

vide accommodation for the new colony's bureaucracy and, above all, for the Governor and Parliament. He took up the challenge, in his words, as "a young, active, zealous, self-reliant man", then aged only 26 years. In July 1860 he moved to his farm, Darrama, on Breakfast Creek near the Bowen Bridge, which had a commodious house with an extensive garden and pasture for stock. Before moving he placed an advertisement in the *Queensland Guardian* of 28 July 1860 for the sale of furniture and some ("about 150 volumes") of his extensive library.

Besides his interest in farming, Tiffin was a man of intellectual accomplishment, and appeared older than his years. According to a skit in the *Ipswich Punch* of 1 November 1870, he was "bearded like a bard" and generally dressed in "a suit of black". By 1859 he was on the committee of the Brisbane School of Arts where he gave occasional lectures on art and architecture. Tiffin was also a member of the Queensland Philosophical (later Royal) Society from its foundation in 1859. He served on its council in 1863–65, donated a microscope to its museum and delivered a series of papers to the society: "Ventilation of buildings" in 1860; "Of some of the economic uses of the trappean rocks around the district of Brisbane" in 1863; and "On the use of earth closets as a means of preventing the vitiation of the air" in 1866. He invented an earth closet which was tested at the Brisbane Hospital and the new Houses of Parliament in 1866. "Tiffin's new registered self-acting earth closets", as they were called, were later manufactured by the local cabinet-maker, John W. Carey. In 1873 Brisbane's oozing cesspits were outlawed and earth closets became the approved method of nightsoil disposal. Tiffin took his government duties equally seriously, working hard to provide public buildings throughout the sparsely populated colony, despite its limited financial resources and vast distances, and the difficulty of finding reliable contractors in outlying areas. On one occasion Tiffin was shipwrecked while travelling to Port Denison to settle a dispute with a contractor. He later claimed to have been responsible for designing and supervising more than 300 buildings throughout Queensland, from the grand buildings of the capital to modest prefabricated structures for new settlements. He sometimes had to take on personal supervision of buildings




Charles Tiffin, (old) Government House, Brisbane

when contracts failed, as was the case with the Woogaroo Lunatic Asylum. The staff of the Colonial Architect's Office were then never more than two clerks of works-cum-architectural draftsmen and one office clerk.

In December 1863 a competition was announced for a design for Queensland's permanent Houses of Parliament. The 11 local and southern entries were judged in April 1864 — Tiffin won first prize and his clerk of works F.D.G. Stanley was runner-up. Their awards aroused the resentment of other competitors, who accused Tiffin of having acted as referee to the judges, the Parliamentary Buildings Commission, and of not having observed the £20,000 cost limit specified in the conditions. In May 1864 eight local architects petitioned Parliament, while Tiffin and the judges indignantly denied the allegations. In July 1864 Tiffin gave



Charles Tiffin, *Death of Harold*, from Mrs Tiffin's scrap-book, Fryer Library



M. Thompson, villa for R.W. Hodgson, designed by Tiffin while a pupil, 1852

his £200 prize money to the Ipswich Grammar School to set up a scholarship. But the controversy was far from over. The Parliamentary Buildings Commission then requested that four competition entries be documented and submitted to tender so that their relative costs and merits could be better assessed. In October they recommended W.H. Ellerker's scheme, but on further scrutiny it was considered to require costly changes. Eventually a revised design by Tiffin to cost about £49,000 was chosen, and the Commission resigned. The *Queensland Daily Guardian* of 17 December 1864 summed up the fiasco: "After all the discussion, heart burning, and jealousy respecting the design for the new Parliament Houses ... it turns out that the whole are to be rejected, and an entirely new and original design has been adopted." Ellerker had to be compensated, which later encouraged another finalist, Benjamin Backhouse, to seek payment for his costs. However, Tiffin's final design for an imposing French Renaissance building was generally liked. Tenders for the supply of stone were promptly called and construction was under way early the next year. Tiffin opted to use day labour under his immediate supervision, believing this would be more cost-effective and ensure quality control. At that time some local contractors were notorious for under-paying their sub-contractors and workmen, which in turn led to expedient shortcuts being taken on their buildings. Tiffin was sympathetic to the plight of workers. The *Queensland Daily Guardian* of 19 June 1866 reported that he received "very flattering encomiums" from the men employed on the Parliamentary Buildings when they held a dinner to celebrate the completion of the walls. In 1869, at a dinner for the workers employed on a new villa, Eldernell, Tiffin spoke boldly of the advantages of trade unions.



Tiffin and Davidson, Congregational Chapel, Hobart

By 1867 the colony's finances were reaching a low ebb and public works were under scrutiny. Tiffin was aware of constant criticism of works expenditure, and in his reports to Parliament repeatedly stated that the administrative costs of his office amounted to only about 4 1/2 % of the total expenditure on buildings. Work on the Parliamentary Buildings was suspended for more than a year during the financial crisis and Tiffin's day labour system was abandoned. In January 1868 the local contractor John Petrie was engaged to complete the buildings. In the following March the Government further attempted to cut expenditure by transferring responsibility for roads and bridges in the southern part of the colony to the Colonial Architect's Office. Thus the Roads Office was abolished and Tiffin became Superintendent of Roads and Buildings. Soon after, to quell criticism of the poor state of roads, the Government set up Road Trusts whereby local residents could implement expenditure in their area. In effect, Tiffin inherited an administrative burden without the government support he needed, though it was agreed that the change did result in increased efficiency in the roads sector. Tiffin was soon worn down by overwork, "indiscriminate complaint" and by friction with the Minister for Works, Hon. W.H. Walsh who in 1870 accused his office of extravagance.

A warning of Tiffin's fate came in June 1868, when the Government would not allow him to act as arbitrator for the Brisbane Municipal Council in its dispute over the Brisbane Bridge contract, though he had been expected to arbitrate in other building disputes. In 1871 a debate began in local newspapers about the merits of Road Trusts, and Tiffin contributed an article from the viewpoint of an harassed public servant defending his demoralised staff. His lengthy article was published (under the nom-de-plume of "Road Overseer") in the *Brisbane Courier* of 8 February 1871. The next day he was suspended — his action was seen as "inimical to the government". His wordy defence was ignored, but he was later advised that in view of his 14 years' service, he would be allowed to resign instead of being dismissed and was succeeded by F.D.G. Stanley. Tiffin became ill and produced medical certificates to prove that he was suffering from nervous exhaustion and was "prematurely aged and debilitated". In April 1872, after a year's leave of absence, Tiffin was allowed to retire on medical grounds. In the following September he was presented with a handsome testimonial and a silver emu-egg ink stand by his former staff — "expressive of their great esteem ... and of the sincere regret they felt on ... his retirement". Tiffin sold Darrama and followed medical advice to go to a cooler climate. Late that year he arrived in Sydney, en route to Tasmania, but his departure was delayed by illness. He died in Sydney on 9 January 1873, at the age of 40. He had no children but his wife survived him by many years and returned Brisbane where she lived at Corinda and served on the committee of the Lady Bowen Hospital. An obituary said of Tiffin's career in Queensland: "He was not only conspicuous for his general attention to his very arduous duties as a public servant, but in private life was universally respected". His contribution of the "best years" of his life to a frontier colony deserved a more just reward.

TIFFIN, Charles

References: obituary, *Telegraph*, 16 January 1873, p.2; WOR/A, 1870/859, 1873/2405, QSA; application for employment, Colonial Architect's correspondence, 2/587, AANSW; Robyn Buchanan, "Charles Tiffin, the first Queensland Colonial Architect", *Heritage Australia*, Winter 1984, pp.54-57; information from Nancy Holmes Tarn and Nancy Innes: "Dwellings of Mankind, or building work", *Moreton Bay Courier*, 18 June 1859; "The Colonial Architect and the Courier", *Queensland Daily Guardian*, 18 April 1864, p.5; "Contracts and contractors", letter to the editor by Tiffin, *ibid*, 16 January 1865, p.3; report on the Colonial Architect's Department, *ibid*, 3 June 1865, p.6; "Road Trusts: another view", article by Tiffin, *Brisbane Courier*, 8 February 1871, p.3.

Work:



1857-59 Court House, cnr Roderick and East Sts, Ipswich; 1866 additions
 1858-59 Baptist Chapel, Wharf St, Brisbane; 1880-81 extended by R. Galley
 1859 Superintendent's cottage, Botanic Gardens, Brisbane
 1860 Independent Chapel, cnr Wharf and Adelaide Sts, Brisbane
 1860-62 (Old) Government House, George St, Brisbane
 1871- Upper verandah by R.G. Suter and F.D.G. Stanley



1861-62 Post and Telegraph Offices, Brisbane St, Ipswich
 1861 Parsonage, Fortitude Valley
 1862 Addition to Episcopal School, Fortitude Valley
 1862-70 Lunatic Asylum, Woongaroo



1863 Government Bond Store, Wharf St, Maryborough
 1863-64 Public Lands Office, George St, Brisbane
 1863-64 Prefabricated buildings for Somerset, Port Albany and Port Denison



1863-64 Military Barracks for Queensland Defence Forces, Petrie Tce

1864-65 Bowen Bridge National School and teacher's residence, Lutwyche Rd, Windsor
 1864-67 Houses of Parliament, George St, Brisbane



1865 Immigration Barracks, William St, Brisbane



Charles Tiffin, Houses of Parliament, Brisbane



Charles Tiffin, Public Lands Office, Brisbane



1865-66 Post and Telegraph Offices, cnr Bazaar and Wharf Sts, Maryborough; 1878 tower extended by F.D.G. Stanley



1866-67 Post and Telegraph Offices, Dalby



1867-70 Sandy Cape Lighthouse, Hervey Bay
1868 Roma Hospital



1865-66 Post and Telegraph Offices, cnr Derham and East Sts, Rockhampton
1865-66 Brisbane Hospital, Bowen Bridge Rd




1867 Walter Hill Fountain, Botanic Gardens, Brisbane



1865-67 Court House, Roma
1866 Lying-in (later Lady Bowen) Hospital, Ann St, Brisbane



1867-69 St Matthew's Church of England, Grovely



1868 Triumphal arch, Queen St, Brisbane, for Prince Alfred's visit



Charles Tiffin, Brisbane Hospital



1868-69 Post and Telegraph Offices, Gladstone



1869-72 St Mary's Roman Catholic Church, Bazaar St, Maryborough (supervised by W.M.D. Davidson); 1884-85 extended by F.D.G. Stanley

APPENDIX 5: BIOGRAPHIES OF OTHER NOTABLE PEOPLE ASSOCIATED WITH THE BUILDING

BACKLER, Joseph (1813–1895) portrait and landscape painter, was born in London, son of an artist of the same name who had some reputation as a painter on glass - probably the J. Backler who is recorded as having worked on a window for the Arundel Baron's Hall in 1816-17. His father had married Jane Cowie at St Mary's, Marylebone on 1 February 1810, and Joseph was born about three years later. In spite of a good education and respectable parentage, Backler was accused of using the artistic talents acquired through apprenticeship to his father for dishonest purposes. On 30 June 1831 he was prosecuted at the Newgate Gaol delivery for the County of Middlesex (the Old Bailey) on three indictments of forgery and attempting to pass forged money orders. He was found guilty only of attempting to pass forged orders (although his crime continued to be referred to as forgery). The sentence of hanging was later commuted to transportation for life.

Backler arrived at Sydney aboard the convict ship *Portland* in May 1832, described in various indents as a landscape painter by profession, able to read and write, of fair and freckled complexion with sandy hair and hazel eyes and five feet five inches tall. He was assigned to the Surveyor-General's Department under Major Thomas Mitchell as a draughtsman, but his penchant for absenting himself from duties resulted in his relocation to Port Macquarie, a penal settlement for men convicted of further offences in the colony, in May 1833. He remained there for nine years, during which time he continued to accumulate a considerable record of offences. Finally, after an unsuccessful petition to Governor Gipps in 1840 from 'Maternal Relations' in Glasgow attempting to secure some kind of remission of his sentence, Backler successfully negotiated his own ticket of leave. At first he was confined to Port Macquarie (January 1842), from which period can be dated two oil landscapes of the township (ML). In 1842 he married Margaret Magner in St Thomas's Church, Port Macquarie (a building he painted at least twice). Permitted to transfer to Sydney in January 1843, he moved into 6 Domain Terrace and advertised his services as a painter of portraits, miniatures and landscapes in oil and watercolours. Unfortunately, Sydney was in the grip of a major recession and by January 1844 he was insolvent.

Backler continued to trade in the Sydney area for over three years. Oil portraits of Mr and Mrs John Scarr (Campbelltown and Airs Historical Society) are signed and dated 1844 on the back. Portraits

of Mr and Mrs Howe of Glenlee, commissioned by Campbelltown residents for presentation to the sitters, could be seen at 'the Artist's residence opposite the Royal Hotel, George-street' at the end of January 1845. During this time with the assistance of his erstwhile employers, the picture frame-makers, carvers and gilders Messrs Cetta & Hughes of George Street, he attempted to gain a full pardon from the Colonial Secretary. He was finally granted a second-class conditional pardon in mid 1846, which meant he could travel to country districts.

He seems to have prematurely ensconced himself at Goulburn in anticipation of this, being reported in the *Sydney Morning Herald* of 1 September 1846 as having been successfully painting portraits at Goulburn for the past 12 months. His subjects included members of the Sinclair and Styles families (ML). An oil painting of the township (ML) had been completed by September, for Backler was then about to paint out a mythical steam train he had inserted into it, 'the gentleman for whom it was painted wishing a correct representation of the town as it is'. In February 1847 the *Sydney Morning Herald* reported his 'temporary residence' at Bathurst, also for the purpose of portrait painting. There he painted another oil 'of the town as it is', which properly focused on the gaol (ML). He must have been back in Sydney by 6 November 1849, when 'J. Backler' of Miller's Point signed a petition published in the *Sydney Morning Herald*, along with 'M. Backler' and others. Portraits of the Bathurst residents Edward and Mary Ann Austin (Bathurst Regional AG) are dated 1850 and members of the Lane family (AGNSW) were painted in 1854, so he clearly became a regular visitor to the district.

Backler's portrait of Councillor Iredale (a wealthy emancipist ironmonger in Sydney) was lent to the first exhibition of the Society for the Promotion of the Fine Arts in Australia held in June-August 1847 and he was recorded as one of the colony's artistic core in *Heads of the People* soon after the exhibition closed. His reputation as a portrait painter appears to have grown in the late 1840s. Commissions occasionally included copying existing pictures, like Marshall Claxton's Captain Cook (AGSA) and J. T. Dennis's Judge Dowling. Not all copies were acknowledged. An admitted copy (in a splendid gold frame) of *The Favourite*-a much-admired Scottish Art Union prize picture in Sydney-appears to have been successfully raffled at a guinea a ticket in 1849; although when this was followed by *Actaeon* and *Diana* in Joseph

Grocott's 1850 art union, there were caustic newspaper comments to the effect that he was trying to pass off a Titian as his own composition.

Backler regularly travelled around northern New South Wales and Queensland painting portraits and landscapes. He was at Tenterfield in 1860-61 and painted two known views of the town (ML dated 1861; Tenterfield Historical Society). He moved on to Glen Innes in 1862, where he executed oil portraits of William Rodgers, his wife Annie and their two unmarried daughters, Rebecca (later Mrs James Alexander Meston) and Anne (Mrs John Fletcher). Three of the Rodgers family portraits are now in the Glen Innes Historical Society's collection; the portrait of Anne is lost. Backler reached Brisbane in 1863. He made further trips to Queensland in 1865-66 and late 1868. On the last occasion he continued on to Gympie, returning two years later (1871) to paint a life-size posthumous portrait of Governor Blackall from a large photograph given to the Gympie Dramatic Club by the Governor. Later purchased by the Brisbane Municipal Council, the painting is now in the collection of the Museum of Brisbane.

At Brisbane, Backler painted a full-length portrait of Sir Gilbert Elliott, first Speaker of the Queensland Legislative Assembly, now cut to half-length (Parliament House, Brisbane). Other known sitters include James Dunlop and his wife Jean, known as Jane (c.1843, ML), Mary Faithfull with other members of her family (1845, p.c.), Andrew Hamilton Hume (c.1848, ML), a young Emily Louisa Kite (later Mrs George Lee) of Bathurst (1847, National Trust, NSW), Richard Ridge (1854) and Margaret Smail and her two children (1858, ML). Over 100 oil portraits on canvas have been identified and, apart from his portrait of Sir Hercules Robinson, Governor of NSW 1872-79, and Governor Blackall, most of his subjects were from the middle rather than upper echelons of colonial society—unromanticised images of self-made working people.

Late portraits were dependent on photography, e.g. his portrait of Sir Hercules Robinson (ML) is an enlarged copy of a J. Hubert Newman photograph. Few works, however, are known after 1880. Aged 82, Backler died of 'old age, asthma and cerebral apoplexy' on 22 October 1895 in his home at 338 Liverpool Street, Sydney. Survived by his second wife Sarah, née Tincer, whom he apparently married soon after his first wife died in 1852, he was buried in the Church of England section of the Waverley Cemetery. The Mitchell Library holds over forty of his portraits and landscapes; in 1999-2000 it held a small

exhibition of the portraits --Backler's first retrospective.

(Joan Kerr, Barry Pearce, Australian Artists Online)

BERNAYS, Lewis Adolphus (1831-1908), public servant, was born on 3 May 1831 in London, son of Dr Adolphus Bernays, professor of German language and literature at King's College, London, and his wife Matilda, née Arrowsmith. He was educated at King's College and at 19 migrated to New Zealand, where he engaged in sheep farming for two years. In 1852 he went to Sydney, and through the offices of [Sir Charles Nicholson](#), Speaker of the Legislative Council, he obtained a junior appointment on the official staff. [Sir George Bowen](#), who was appointed governor of Queensland on the granting of separation in 1859, had written to Sydney asking for the nomination of a suitable clerk for the new Legislative Assembly. On Nicholson's recommendation Bernays was appointed. He arrived with his family at Brisbane in 1860.

Upon Bernays devolved the task of organizing the internal economy of the parliamentary establishment and of establishing the rules and procedure to be followed in debates. It was his unique experience to have served in the part-elective Legislative Council of New South Wales, to have seen it reorganized by responsible government under the Constitution Act of 1856, and to have witnessed the birth of the Queensland parliament. There he served continuously as clerk of the Legislative Assembly from February 1860 until his death; his only absence was during one short session in 1879. His profound knowledge of constitutional law and the processes of democratic government was of great service to the colony.

Bernays also played a prominent part in colonial affairs. He was a director of many companies and had a long association with the Brisbane Board of Water Works, first as secretary and later as member. He was also a founder of the Queensland Acclimatization Society, holding the offices of vice-president and president. He had a keen and active interest in economic botany, and published several papers in Brisbane on the subject. These included *The Olive and its Products* (1872), and *Cultural Industries for Queensland—Papers on the Cultivation of Useful Plants Suited to the Climate of Queensland* (1883). On 23 April 1875 he delivered to the Queensland Acclimatization Society a paper on *The Duty of States in the Teaching of Science and Technology of Plant Life*. His cultural interests were wide; he was a member of the Royal Society

and fellow of the Linnean Society. In 1892 he was appointed C.M.G. Bernays died at Brisbane on 22 August 1908, formally an Anglican. On 28 November 1851 at Dunedin, New Zealand, he had married Mary Anne Eliza Borton, who was born in 1830 at Cottenham, Cambridge, England; they had eleven children, of whom five sons and four daughters survived him.

One son, Charles Arrowsmith (1862-1940), adopted his father's career as an officer of parliament. Beginning as a member of the *Hansard* staff he became clerk assistant and sergeant-at-arms of the Legislative Assembly in 1908, and on 1 January 1920 clerk of the Legislative Assembly. After the Legislative Council was abolished in 1922 he was appointed clerk of the parliament and held that office until his retirement on 31 December 1932. He was the author of *Queensland Politics During Sixty Years* (1919), and *Queensland—Our Seventh Political Decade, 1920-1930* (1931). In 1885 he married Lillian Laura, daughter of Henry James Marr of Wollongong. They had three sons: Claude Lewis, sometime deputy-commissioner, British Solomon Islands, died on 14 May 1911; Roy Marr, 3rd Battalion A.I.F., killed at Gallipoli on 27 April 1915; and Geoffrey Charles Arrowsmith, wounded at Vimy Ridge, commissioned lieutenant 'for showing a conspicuous example on all occasions', mentioned in Salonika dispatches on November 1917 for gallant conduct, created M.B.E. in 1919 'for valuable services connected with the military operations of the Salonika army', and received the Grecian Order of the Redeemer.

Select Bibliography

Parliamentary Debates (Queensland), 1908, 10; *Brisbane Courier*, 23 Aug 1908.

Print Publication Details: Clem Lack, 'Bernays, Lewis Adolphus (1831 - 1908)', *Australian Dictionary of Biography*, Volume 3, [Melbourne University Press](#), 1969, p. 149.

Chance Brothers operated exclusively from Smethwick, England, from 1824 until 1981. Its flat glass production was absorbed into the parent company plant ([Pilkington](#)) at St. Helens in 1976. Chance Brothers at one time were the leading lighthouse, scientific and optical glass producers in the world.

Chance Brothers and Company was a [glassworks](#) originally based in Spon Lane, [Smethwick](#), [West Midlands](#) (formerly in [Staffordshire](#)), in [England](#). It was a leading glass manufacturer and a pioneer of British glassmaking technology.

The Chance family originated in [Bromsgrove](#) as farmers and craftsmen before setting up business in Smethwick in 1824. Situated between nearby [Birmingham](#) and the [Black Country](#) in the agglomeration of the Midlands industrial heartland, they took advantage of the skilled workers, canals and many advances that were taking place in the Industrial [West Midlands](#) at the time.

Robert Lucas Chance (8 October 1782 – 7 March 1865),^[1] always known as 'Lucas', bought the glassworks of the British Crown Glass Company in Spon Lane in 1824, which specialised in making blown window glass.^[2] The company soon ran into difficulty and its survival was guaranteed in 1832 by investment from his brother William Chance (29 August 1788 – 8 February 1856)^[1] who owned a successful iron merchants in Great Charles Street, Birmingham. After the partnership with the Hartley Brothers was dissolved, Lucas and William Chance became partners in the business, which was then called *Chance Brothers and Company*.

Chance Brothers was amongst the earliest glass works to carry out the cylinder process in [Europe](#), and the company became known as "... the greatest glass manufacturer in Britain."^[3] In 1837, it made the first British [cylinder blown sheet](#) glass with the expertise of [Georges Bontemps](#), a famous French glassmaker from Choisy-le-Roi who had purchased the secret of the stirrer after the deaths of Pierre Louis Guinand and [Joseph von Fraunhofer](#), the pioneers of the manufacture of high precision lenses for observatory telescopes.^[4] Bontemps agreed to share the secret with Chance Brothers and stayed in England to collaborate with Chance for six years. In 1848 under his supervision a new Chance plant was set up for the manufacture of crown and flint glass for telescopes and cameras.^[5] Just three other companies in Britain made glass in the same way, [Pilkington](#) of [St. Helens](#), Hartleys of [Sunderland](#) and Cooksons of [Newcastle](#). During 1832, Chance Brothers became the first company to adopt the cylinder method to produce sheet glass, and became the largest [British](#) manufacturer of [window](#) and [plate glass](#), and [optical](#) glasses.

Other Chance Brothers projects included the glazing of the original [Crystal Palace](#) to house the Great Exhibition of 1851, and the [Houses of Parliament](#), (built 1840–1860). At that time it was the only firm that was able to make the opal glass for the four faces of the [Westminster Clock Tower](#) which house the famous bell, [Big Ben](#). The ornamental windows for the [White House](#) in America were also made there. Other products included [stained glass](#) windows, [ornamental lamp](#)

shades, [microscope](#) glass slides, painted glassware, glass tubing and specialist types of glass.

[Elihu Burritt](#) (1810–1879) the American philanthropist and social activist once said about Chance *“In no other establishment in the world can one get such a full idea of the infinite uses which glass is made to serve as in these immense works”*.

In 1900 a [baronetcy](#) was created for James Timmins Chance (22 March 1814 – 6 January 1902), a grandson of William Chance, one of the Chance brothers who started the family business in 1771. James became head of Chance Brothers until his retirement in 1889 when the company was formed into a public company and the name changed to *Chance Brothers & Co. Ltd.* *Sir James Chance* was the first baronet of the family baronetage.^{[6][7][8]}

(Wikipedia)

Dargie, Sir William CBE (1912 – 2003) was an [Australian painter](#), known especially for his portrait paintings. He holds the record for most [Archibald Prize](#) wins; eight. He was an official Australian [War Artist](#) during [World War II](#).

William Dargie was born in [Footscray, Victoria](#), the first son of Andrew Dargie and Adelaide (née Sargent).^[1] His younger brother [Horrie Dargie](#) was a noted Australian musician and [harmonicist](#).^[2]

When he was young he met important Australian artists such as [Arthur Streeton](#) and [Tom Roberts](#). During World War II he served with the [Australian Army](#) in the [Middle East](#), [New Guinea](#), [India](#) and [Burma](#). He was digging a trench in [Tobruk, Libya](#), when he was informed that he had won the Archibald Prize in 1942.

In December 1954 he painted Australia's official portrait of [Queen Elizabeth](#), who posed for him at [Buckingham Palace](#). He painted the [Duke of Edinburgh](#) in 1956.

He painted official portraits of two Australian [Prime Ministers](#): Sir [Arthur Fadden](#) and Sir [John McEwen](#). Other famous Australians who sat for him included such names as Sir [Charles Kingsford Smith](#) and [Margaret Court](#). Other commissions included General [John Baker](#), [Chief of the Australian Defence Force](#).

He held positions on several gallery boards, serving on the Commonwealth Art Advisory Board for twenty years. Between 1946 and 1953 he was head of the Victorian Art School at the [National Gallery of Victoria](#).

While he is best known for his portraits, he also painted other works, such as smaller interior views, landscapes and still lifes.

William Dargie died on Saturday July 23, 2003, aged 91, two months after his wife's (Kathleen née Howlitt) death.^{[3][4]}

He was appointed an Officer (OBE) of the [Order of the British Empire](#) in 1960, and was promoted to Commander (CBE) in 1969.^[5] He was [knighted](#) in 1970.^[6]

Sir William Dargie was one of many prominent Australians to receive the Centenary Medal in 2001.^[7]

Dargie won the Archibald Prize with the following works:

1941 - Sir James Elder KBE [\(Image\)](#)

1942 - [Corporal Jim Gordon, V.C.](#) [\(Image\)](#)

1945 - [Lt-General The Hon Edmund Herring](#) KBC DSO MC ED [\(Image\)](#)

1946 - L. C. Robson MC MA [\(Image\)](#)

1947 - Sir Marcus Clark KBE [\(Image\)](#)

1950 - Sir Leslie McConnan [\(Image\)](#)

1952 - [Mr Essington Lewis](#) CH [\(Image\)](#)

1956 - [Mr Albert Namatjira](#) [\(Image\)](#)

(Wikipedia)

DRURY, Albert Victor (1837-1907), public servant, was born on 28 August 1837 at Brussels, son of William Drury (1791-1878) and his wife Anne, née Nicholas. His father entered Trinity College, Oxford (M.A., 1814), became a master at Harrow and was chaplain to the King of the Belgians in 1829-65 and to the English Congregation in Brussels in 1829-78. Albert was educated in Brussels and reared in an atmosphere of close familiarity with people in high places. In 1855-61 he was a clerk in the War Office, London, and in 1862 went to Queensland to join his elder brother, [Edward Robert](#).

Albert began work in the Colonial Secretary's Office and in January 1867 was the fourth to be appointed clerk of the Executive Council of Queensland, a post he held for a record term of over thirty-seven years. He was a prominent figure in government circles and enjoyed the friendship of governors, premiers and many ministers of the Crown, and moved with them in the highest stratum of colonial society. The lonely bachelor, [\(Sir\) William Cairns](#), thought so highly of him that after his return to England he sent £300, insisting that Drury should visit him there. By virtue of his experience, ability and tact he became the confidant of those he served from the fourth ministry in 1866-67 to the twenty-second in 1903-04. The Imperial Service Order was conferred on him in 1903. Drury was something of an unofficial historian and kept many scrapbooks of newspaper cuttings, photographs, invitations, menus and other memorabilia relating to royalty and its representatives, governments and politicians. This collection, now in the Oxley

Memorial Library, is a valuable source of reference to government activities and personalities. Drury retired in 1904 and died at his home in Brisbane on 6 September 1907, survived by his wife Mary, née Pring, whom he had married on 28 March 1864, and by four of their six children.

Select Bibliography

C. A. Bernays, *Queensland Politics During Sixty Years* (Brisb, 1919); Justice Dept, Individual returns etc, JUS/103, 36/3882 (Queensland State Archives); Drury papers (State Library of Queensland). [More on the resources](#)

Print Publication Details: J. T. Maher, 'Drury, Albert Victor (1837 - 1907)', *Australian Dictionary of Biography*, Volume 4, [Melbourne University Press](#), 1972, p. 104.

HERBERT, Sir Robert George Wyndham (1831-1905), politician and public servant, was born on 12 June 1831 in Brighton, Sussex, England, only son of Algernon Herbert and his wife Marianne, née Lempriere. His father was a barrister, author, antiquarian, sometime fellow of Merton College, Oxford, and fifth son of the first Earl of Carnarvon. Robert was thus second cousin to [Henry Herbert](#), fourth Earl of Carnarvon and his exact contemporary, a connexion of the first importance in his life. Privately tutored he went in 1844 to Rev. Edward Coleridge's house at Eton where he and Carnarvon were constant companions. Despite reputed laziness at Eton he won the Newcastle scholarship in 1849 and entered Balliol College, Oxford (B.A., 1854; B.C.L., 1856; D.C.L., 1862), taking in 1852 a first in classical moderations and in 1853 a second in *literae humaniores*; in 1854, having won literary and legal prizes, he was elected a fellow of All Souls. In December W. E. Gladstone, Chancellor of the Exchequer, asked Coleridge to recommend a suitable private secretary. Herbert was approached, accepted the post and held it from 1 January 1855 until either the fall of Lord Aberdeen's coalition in February or earlier after an alleged 'divergence of opinions' with his chief. Herbert turned to legal studies. After his father died in June 1855, he inherited the family house and some copyhold property in Ickleton, Cambridgeshire, but the legacy yielded little income for all his father's capital was left to his mother and two younger sisters. He lingered over his legal studies and was not called to the Bar of the Inner Temple until 30 April 1858.

Herbert's political and public prospects had been diminished by the fall of the Aberdeen ministry, but hopes revived when the Conservatives were returned in February 1858. Prompted by

Carnarvon, under-secretary at the Colonial Office, Gladstone offered Herbert a private secretaryship but it carried no salary and was refused. Herbert's career then took a decisive and unusual twist. [Sir George Bowen](#) was appointed governor of the new colony of Queensland in June 1859. In July the [Duke of Newcastle](#) authorized him to select a private secretary who could also become colonial secretary of Queensland, 'independent of local influences'. Advised by 'friends in the Colonial Office', he eventually chose Herbert who accepted because he wanted a public appointment, was not anxious to practise law and no longer had high-placed political friends. Perhaps some of his cousin's new-found interests rubbed off on him.

Herbert had been appointed to no sinecure. He was part of a Colonial Office experiment, for Queensland began as a strict Crown colony with the prospect of immediate responsible government. Commissioned as colonial secretary on 12 December 1859, Herbert was told that he would hold the post only if he secured election to the Legislative Assembly and sufficient votes in the House. He had disadvantages: he was young and book-learned, a 'new-chum' and interloper, an aristocrat and careful dresser, who had yet to prove that he could run a government. In his favour he had intellectual strength, great administrative ability and a personality which enabled him to win 'the goodwill of all persons, especially of the *ladies*'. In the brief Crown colony government he drew on Bowen's experience and personally negotiated the financial settlement with New South Wales. When parliament met on 22 May 1860 his potential rivals, such as [Arthur Macalister](#), could find no complaint against him. Since he was already in office, warmly approved by the press and known to have the governor's favour, only a candidate with outstanding claims could have challenged him. None existed in Queensland. Herbert's own political strength was shown in his unopposed return for three constituencies. He chose to sit for Leichhardt in the north. Thus Bowen's original Executive Council became the colony's first responsible ministry.

As premier, Herbert cannot be understood without reference to his political ancestry. He was a product of nineteenth-century English conservatism, and a touch of the eighteenth century was manifested in his political methods. The factions and individualism of Queensland politics and parliament and its lack of a party system help to account for Herbert's success. He made no attempt to create a party, although he sedulously fostered conservatism. He relied first on Bowen's wish to have him as premier, with the

necessary corollary that he always emphasized the governor's power of decision. This tactic was eventually noticed and not altogether approved, yet it helped him to command votes in the Legislative Assembly. Just as pertinently, Herbert cultivated a range of groups and individuals. He was also helped by his detachment and 'appearance of polite candour and friendly frankness'. Though long unable to overcome the jealousy of [William Henry Walsh](#), he persuaded the Brisbane lawyer, Macalister, to join his ministry in July 1861, a favour which led the original treasurer, [\(Sir\) Robert Mackenzie](#), to resign in September 1862. Anxious to retain the support of squatters, Herbert filled the post first with T. de Lacy Moffat and then [\(Sir\) Joshua Bell](#). In contrast, when the first attorney-general, [Ratcliffe Pring](#), had to resign for drunkenness in the House, Herbert replaced him with [\(Sir\) Charles Lilley](#), an urban radical. Political calculation seems to have been absent from Herbert's appointments of such key civil servants as surveyor-general, police magistrates and commissioners of crown lands, but he made rather more justices of the peace than necessary and critics detected political purpose in some of his expenditure on public works. These exercises in political management matched Herbert's performance in parliament. Aware of his reserved, dry manner, he never attempted oratory and never gave anything away. He used mannerisms to disconcert opposing speakers while his own speeches carried into the legislature the administrative ability which was his main strength. Clear, concise and fluent, they persuaded by their content rather than by his slightly halting delivery.

With a secure majority Herbert favoured strong executive government promoting measures carefully planned and drawing on the warnings and examples of other places; one illustration was his comprehensive land policy of 1860. Despite his conservatism in constitutional matters, he adjusted carefully to progressive public opinion; though a staunch Anglican, he ended state aid to religion and introduced National education against the strong opposition of Bishop [Edward Tufnell](#). He was much concerned, like Peel, for national credit and for economy and efficiency in the civil service. In the absence of income tax, his main source of revenue was the tariff while loan funds were devoted to such developmental works as railways, telegraphs and harbours. His leading objects were to extend settlement especially on the north coast, encourage immigration, diversify the economy and establish a firm basis for stable government. He sought to extend Queensland's trade to Asian markets and to introduce 'Malays and other black labour' for plantation work. In all these aims he had some personal as well as public interest for he invested heavily, though not

profitably, in cotton-planting and in the Valley of Lagoons, a large sheep station on the Burdekin.

Before Herbert visited England in July 1862 some of his qualities were beginning to lose effect. In June he had even withdrawn an electoral reform measure for fear of defeat. His conservatism had drawn fire from the *Courier*, Brisbane's most influential newspaper, and he was deemed too anxious to accommodate opinions in the legislature merely to stay in power. His low view of ordinary colonists caused critics to remind him that he had been appointed to office in a very special way and now had to cultivate popular opinion. His ability and integrity were respected, and in London his Australian reputation was enhanced by such things as his public remonstrance against a proposal to renew convict transportation. In his absence Macalister had acted as premier and, though the *Courier* had found Herbert's colleagues even less acceptable, it suggested to the traveller that he was no longer indispensable. On his return in April 1863 the assembly reproached him for going to England without leave and only his cool tact saved the motion from becoming a censure. Soon afterwards a popular railway bill was passed only by the Speaker's casting vote. The colony's first parliament was dissolved and at the general election in May a determined attempt was made to defeat him. He sought local credit by standing for North Brisbane and lost, but won the rural electorate of West Moreton after a bitter contest.

The new parliament confirmed Herbert's power. He anticipated and received better majorities than ever in the assembly, and the leadership of the Legislative Council went to his friend, [\(Sir\) John Bramston](#). To Herbert the official Opposition, led by Mackenzie and later joined by Walsh, was 'feeble'. He passed the measures he wanted and indulged his preference for the office work of government over that of parliament, but by 1865 he was 'weary and sick and disgusted with colonial politics'. For two years he had withdrawn increasingly from colonial society, except for such pastimes as horse-racing, yachting and seabathing. His circle of friends was restricted and when not at his office or Government House, where Bowen required him more often than he liked, his greatest pleasure was Herston, his and Bramston's stone house in a well-stocked seventy acres (28 ha) about three miles (4.8 km) from town. He decided that he must have another 'taste of civilization' and in November told his ministers of his decision. In February 1866 he turned the premiership over to Macalister and when parliament met in April he sat as a private member.

The pleasure of many members at his 'political decease' and Macalister's first term in office were short. In July a crisis was precipitated by the failure of Agra & Masterman's Bank in London. To replace funds borrowed from this source, the ministry proposed to issue inconvertible government notes, 'greenbacks', but Bowen insisted that his Instructions required him to reserve any such measure for consideration by the British government. Macalister resigned as premier and Bowen instantly recalled Herbert, commissioning him on 20 July a member of the Executive Council without portfolio to avoid any ministerial re-election. In the assembly Herbert steered the legislation for securing loans from local and southern banks to tide the government over its troubles. Both Bowen's Instructions and Herbert's Peelite mind prescribed no more than these 'ordinary remedies'. Macalister had panicked and the mobs were loud in Brisbane, but the governor and his minister imposed orthodoxy with a margin of 18 votes in a House of 32. Herbert's electors in West Moreton sent him a glowing memorial but he resigned on 7 August. He sailed on the 20th with some unfriendly press but also with power of attorney from Macalister's new ministry to supervise the sale of colonial debentures in London.

A career in England was always thought in Queensland to be available to Herbert. He was now fairly done with politics and little else remained for him in the colony, even though he told Carnarvon of his probable intention to return 'to look after ... sheep and cattle'. Carnarvon, then secretary of state, tried but failed to arrange his cousin's employment in the Colonial Office. Instead, Herbert accepted an assistant secretaryship at the Board of Trade. In 1870 he became an assistant under-secretary in the Colonial Office and in May 1871 permanent under-secretary. His experience and aristocratic connexions had served him well. He brought to the Colonial Office some of the empire-mindedness which Carnarvon was issuing from the opposition side of the House of Lords. With Carnarvon's return to the Colonial Office in February 1874, there began a remarkable partnership in policy making for the colonies. By seeking to strengthen the upper echelons of the Colonial Office, by promoting co-operation between Britain and the larger colonies, by attempting to reorganize military relations with those colonies and by asserting British claims to the south-west Pacific, the cousins were responsible in the colonial sphere for earning the label of 'imperialist' for Disraeli's second ministry. Carnarvon's enthusiasms were partially discredited when he fell out with his colleagues in January 1878 and Herbert's reputation suffered also. However, he was a fixture in the office and

carried through into the era when the 'scramble for Africa' transformed the nature of European imperial activity. Although this process was chiefly the concern of the Foreign Office, Herbert constantly advised his chiefs, emphasizing the need for Britain to maintain her or her colonies' supremacy especially in Africa and the Pacific. He retired in 1892.

After Carnarvon died in 1890 Herbert undertook the general editorship of his cousin's speeches and writings, including several volumes on colonial and imperial affairs. Among other duties he served in 1893-96 as agent-general for Tasmania, advised the sultan of Johore, chaired meetings of the Royal Colonial Institute and helped to found the British Empire League. He approved Joseph Chamberlain's strong policies and in 1900 he consented to return briefly to the Colonial Office as permanent under-secretary. In 1903 he accepted the chairmanship of Chamberlain's tariff 'Commission' where he exhibited the qualities which had won him the name of 'the perfect civil servant', imperturbable and efficient, with an outwardly gracious manner which, as in Queensland, was tempered by occasional acidity and intolerance of fools. He was made K.C.B. in 1882 and G.C.B. in 1892. He was also chancellor of the order of St Michael and St George. Unmarried he died on 6 May 1905 at Ickleton, his death attended by the comparative obscurity which he had chosen since 1867. Perhaps it was his dedication to the civil service which led the *Saturday Review* to proclaim him 'a solid rather than a brilliant member of a singularly interesting family'.

Select Bibliography

Cambridge History of the British Empire, vol 3 (Cambridge, 1959); J. Farnfield, *Frontiersman* (Melb, 1968); *Queensland Heritage*, 1 (1967) no 6, and for bibliography; B. R. Kingston, *Land Legislation and Administration in Queensland, 1859-1876* (Ph.D. thesis, Monash University, 1970); Sir Everard in Thurn papers (Royal Anthropological Society Library, London). [More on the resources](#)

Print Publication Details: B. A. Knox, 'Herbert, Sir Robert George Wyndham (1831 - 1905)', *Australian Dictionary of Biography*, Volume 4, [Melbourne University Press](#), 1972, pp 382-385.

O'CONNELL, Sir Maurice Charles (1812-1879), soldier, public servant and politician, was born on 13 January 1812 in Sydney, son of [Maurice Charles Philip O'Connell](#) and his wife Mary, daughter of Governor [William Bligh](#). He left for Ceylon with his parents in 1814 and in 1819 was sent to Europe for schooling. In 1828 he joined

the 73rd Regiment at Gibraltar and Malta but in 1835 raised and led a regiment of Irish volunteers in the Spanish Carlist wars, rising to general of brigade in the British Auxiliary Legion. Before embarking for Spain he married Eliza Emily le Geyt at Jersey.

When the legion was disbanded O'Connell returned to England with several Spanish decorations and in June 1838 purchased a captaincy in the 28th Regiment. In that year his father was appointed to command the troops in New South Wales and on 6 December O'Connell junior arrived in the *Fairlie* as an assistant military secretary to his father. After the regiment sailed to India in 1842 he stayed in New South Wales and sold his commission in 1844. He failed in a first attempt to win a seat in the Legislative Council but represented Port Phillip from August 1845 to June 1848 and then became commissioner of crown lands for the Burnett District.

Early in 1854 O'Connell became government resident at the new Port Curtis settlement. In August 1855 the appointment was criticized in the Legislative Council and a select committee chaired by [Henry Parkes](#) decided that the office was unduly expensive, that a police magistrate would have done as well and that O'Connell was not particularly suited for such a post. The office was abolished and he again became commissioner of crown lands. He financed a party which found gold near Port Curtis and was reappointed as government resident to cope with the rush, allegedly created by his own too optimistic reports. While in Gladstone he acquired several squatting properties and developed a small copper-mine but in February 1860 his office was again abolished. He refused reappointment as commissioner of crown lands and for five years vainly pursued a campaign for compensation as far as the Colonial Office.

When the colony of Queensland was created in 1859 O'Connell was given command of the volunteers. He was also one of the first nominees to the Legislative Council and acted as minister without portfolio in the first [Herbert](#) ministry. When [Sir Charles Nicholson](#) resigned in August 1860 O'Connell became president of the council. He held the post until 1879 and acted *ex officio* as deputy to the governor four times. Knighthood had been proposed for him in 1864 but was not granted until 1868 when as administrator of the government he was host to the [Duke of Edinburgh](#). He died of cancer in Parliament House on 23 March 1879 leaving no children. His widow received a government pension.

Select Bibliography

R. Cannon (ed), *Historical Record of the Seventy-Third Regiment* (Lond, 1851); W. F. Morrison, *The Aldine History of Queensland* (Syd, 1888); J. F. Hogan, *The Gladstone Colony* (Lond, 1898); *Votes and Proceedings* (Legislative Council, New South Wales), 1855, 3, 915, 945; *Votes and Proceedings* (Legislative Assembly, New South Wales), 1858, 2, 855, 902, 989; *Votes and Proceedings* (Legislative Assembly, Queensland), 1863 (2nd session), 180, 1864, 267, 1879 (2nd session), 1, 521; J. F. Campbell, 'Notes on the historical development of Macquarie Street south, 1810-1880', *JRAHS*, 23 (1937); *Week* (Brisbane), 2 June 1877; *Queenslander*, 29 Mar 1879; *Town and Country Journal*, 29 Mar 1879; Archer, O'Connell and Piper papers (State Library of New South Wales); manuscript and newspaper catalogues (State Library of New South Wales); CO 234/7/8, 257, 11/134, 18/502, 20/5; WO 17/2328. [More on the resources](#)

Print Publication Details: H. J. Gibbney, 'O'Connell, Sir Maurice Charles (1812 - 1879)', *Australian Dictionary of Biography*, Volume 5, [Melbourne University Press](#), 1974, pp 350-351.

PETRIE, John (1822-1892), contractor and mayor, was born on 15 January 1822 at Edinburgh, eldest son of [Andrew Petrie](#) and his wife Mary, née Cuthbertson. He arrived in Sydney with his family in 1831 and was educated at [J. D. Lang's](#) school. In 1837 he went to Moreton Bay, where his father had been appointed clerk of works, and accompanied him on explorations to the west and north of Brisbane; he also became a champion oarsman.

After 'apprenticeship' in the family building and contracting business John assumed increasing responsibility for its management after his father's blindness in 1848 forced him to retire. John became sole proprietor and the firm was changed from Petrie & Son to John Petrie. The enviable repute for fine workmanship under his father was sustained by John. His skill can still be seen in many buildings in Brisbane, but he lacked his father's drive and business acumen. In 1882 Petrie's son, Andrew Lang Petrie, became manager of the reconstructed firm, John Petrie & Son. The business was then centred on cabinet making and joinery, brick and tile making and monumental masonry. The firm went bankrupt in 1894 during the depression; it later revived but confined its operations to monumental masonry.

Although Petrie seems to have had little interest in politics, he was public-spirited and held many important offices. He topped the poll in Brisbane's first municipal election in 1859 and was mayor

three times by 1862. He twice resigned from the council in protest against what he deemed the high-handedness of the majority faction, but continued after re-election to serve as an alderman until 1867. As mayor he had welcomed the first governor of Queensland, Sir George Bowen, to Brisbane in 1859. Practical experience and common sense fitted Petrie for laying the sound foundations of municipal administration in Brisbane and for guiding the council in providing public works and services. Closely associated with the Enoggera Creek scheme while it was planned by the council, he later saw it constructed as a member of the Board of Water Works; as its chairman in 1875 he was a leader in implementing the Gold Creek project and planning of the Mount Crosby scheme. After serving as mayor, he had difficulty in 'playing second fiddle' and was prone to indulge in such manoeuvres as walking out of council meetings.

Petrie devoted much time to community welfare. For years he served on the management committee of the Brisbane Hospital and was chairman after 1885. He was also a member of the Board for Administering Outdoor Relief and the Central Board of Health. Appointed to the New South Wales Commission of the Peace in 1859, he remained a member of the Brisbane bench until 1892. He gave long service on the Brisbane Licensing Board and was often returning officer for the parliamentary electorate of Brisbane. A trustee of the Brisbane general cemetery and of Bowen Park and a ranger for protecting native birds on the Enoggera Water Reserve, he was a director of several building societies and of the Queensland Steam Navigation Co. Elected to the North Brisbane School of Arts Committee in 1864 and 1866, he was also an enthusiastic member of the first Masonic lodge in Queensland.

On 5 September 1850 Petrie had married Jane Keith, daughter of Daniel McNaught of Dunbarton, Scotland, who became foreman of the Petrie business and contracting business after migrating to Brisbane. Of their five sons and five daughters, Andrew Lang Petrie was the eldest son and heir to the family business; he represented Toombul in the Legislative Assembly in 1893 and, apart from his insolvency in 1894, held the seat until 1926. John Petrie died on 8 December 1892. A staunch Presbyterian, he was an elder and worked with enthusiasm for building St Paul's Church. Integrity and long association with the city made him one of the best known citizens of Brisbane.

Portraits are in the Brisbane City Council and the Oxley Library.

Select Bibliography

W. F. Morrison, *The Aldine History of Queensland*, vol 2 (Syd, 1888); C. C. Petrie (ed), *Tom Petrie's Reminiscences of Early Queensland*, 1st ed (Brisb, 1904); G. Greenwood and J. Laverty, *Brisbane 1859-1959* (Brisb, 1959); J. Whiteley, *Two Families of Early Brisbane* (B.A. Hons thesis, University of Queensland, 1963); Municipal Council minutes, 1859-67 (Town Hall, Brisbane). [More on the resources](#)

Print Publication Details: John Laverty, 'Petrie, John (1822 - 1892)', *Australian Dictionary of Biography*, Volume 5, [Melbourne University Press](#), 1974, pp 439-440.

SHILLAM, Leonard (1915–2005) and his wife and fellow sculptor **Kathleen**, née O'Neill (1916–2002) were, for a period of sixty years, the most significant modernist sculptors in Queensland. They were also instrumental in establishing the Society of Sculptors, Queensland in 1969 and Queensland Wildlife Artists Society in 1983. Such creative partnerships in art are rare but even more significantly Leonard and Kathleen maintained their creative independence. Leonard has worked primarily as a carver and on commissions while Kathleen was especially regarded for her delightful drawings and sculptures of animals.

Leonard was born in Brisbane and studied art at the Brisbane Central Technical College where he met his English-born wife Kathleen. They studied under Martyn Roberts and associated with fellow students Francis Lymburner and Will Smith. In 1937 Leonard was awarded a Carnegie Corporation Scholarship and studied drawing and sculpture in London where he came under the influence of Henry Moore. For two years, while Leonard was overseas, Kath moved to Sydney and, together with Francis Lymburner, sketched the animals at Taronga Park Zoo.

The first of Leonard's major commissions was for the *Enlightenment* for the extension of the State Library of Queensland in 1958, but his most visible work is his 50ft-high cast aluminium sculpture *The banker* on the wall of the Bank of New South Wales, overlooking Post Office Square, which was unveiled in 1970. Other commissions include sculptures for the Union Building, University of Queensland (1960), Canberra Technical College (1966), the Queensland coat of arms for Parliament House (1979) and *Pelicans* for the Queensland Cultural Centre (1985).

The support of Brian and Marjorie Johnstone of Brisbane's Johnstone Gallery was crucial in the

development of the Shillams' careers. They were included in four group exhibitions at the Gallery from 1952 and held five joint exhibitions, while Kathleen held a solo exhibition in 1954. The Shillams' exhibition at the Johnstone Gallery in 1960 provided them with sufficient resources to plan a three-year study trip to Greece, Italy and England in 1961–64. They studied lost wax casting at the foundry of the Royal College of Art, London through the prominent sculptor Bernard Meadows. Significantly, Leonard also took a welding course with British Oxygen. The Shillams introduced their experience of such techniques to Brisbane at their next exhibition at the Johnstone Gallery in 1965. Modelling became increasingly important in their work, being less physically demanding than carving.

Because of the difficulties in transporting sculpture, the Shillams' work has been almost entirely based in Queensland. They became increasingly concerned with the environment as they witnessed the development of the wetlands around their home at Brighton.

Their outstanding contribution to Queensland sculpture was acknowledged in the exhibition *Leonard and Kathleen Shillam: a tribute* held at the Queensland Art Gallery in 1995.

The last event in Leonard Shillam's long and productive career was to hold an exhibition of their work which opened at Maria Perides' Gallery on 27 August 2005, just a few days before his death.

(Glenn R. Cooke, Research Curator, Queensland Heritage, Queensland Art Gallery)

SIMONETTI, Achille (1838–1900), an Italian sculptor, studied at the Academy of St Luke, Rome, and worked for many years in the Rome studio of his sculptor father, receiving a sound training in classical sculpture. He visited Greece for further study of the antique before coming to Brisbane in 1871 at the invitation of Bishop Quinn of the Roman Catholic Church. Simonetti's first work here was a portrait bust of the Bishop for All Hallows' Convent. He exhibited sculpture at the Brisbane School of Arts in 1872. In 1874 lack of work prompted him to move to Sydney, where he was appointed instructor in sculpture at the school established by the NSW Academy of Art. He returned to Brisbane in 1877 to model a portrait bust of Sir Maurice O'Connell, the second President of the Legislative Council. Simonetti became Sydney's most fashionable portrait sculptor of his time. His major commission was the Governor Phillip Memorial, Sydney (1889–97). He was engaged on Brisbane's statue of Premier T.J. Byrnes when he died.

(Judith McKay, *Brisbane Sculpture Guide: A Walk around Public Sculpture in the City*, The Society of Sculptors, Queensland, Brisbane, 1988)

WATTS, James Laurence (1849–1925) was Brisbane's leading sculptor of his day. Trained at the Royal College of Art, South Kensington, he worked in London as a sculptor before migrating to Brisbane in late 1884. At first he was unable to earn a livelihood as a sculptor, so by 1888 he was employed in architectural modelling for James Campbell & Sons' Terracotta Works at Albion, where he remained until about 1893. In 1887 Watts became a founding member of the Queensland Art Society, serving as its Vice-President in 1899 and was a regular exhibitor in its annual exhibitions. At the Queensland International Exhibition of 1897 he was awarded a gold medal for both sculpture and painting. From 1898 to 1905 he was instructor in modelling at the Brisbane Central Technical College. His decorative work was once familiar on several Brisbane buildings by the architects Addison and Corrie, including the former Queensland Trustees' Building at Petrie Bight. Fortunately, other work is still extant, including the South African War Memorial in Anzac Square (1919), a series of keystone masks for Central Station (1901), an honour board for the East Brisbane State School (1899), a portrait bust of suffragist and unionist Emma Miller for the Trades Hall, as well as a series of portrait busts for the Executive Council Chamber of the Land Administration Building and for Parliament House.

(Judith McKay, *Brisbane Sculpture Guide: A Walk around Public Sculpture in the City*, The Society of Sculptors, Queensland, Brisbane, 1988)

APPENDIX 6: LIST OF FURNITURE SUPPLIED BY JOHN PETRIE, 1871

FURNITURE SUPPLIED FOR THE PARLIAMENTARY BUILDINGS.

RETURN RELATIVE TO FURNITURE SUPPLIED TO PARLIAMENTARY BUILDINGS.

- (1.) The amount paid for Furniture for the Parliamentary Buildings is, two thousand eight hundred and eighty-three pounds thirteen shillings and five pence (£2,883 13s. 5d.)
- (2.) The prices of the several articles are shown in the list hereto attached. (*Vide Appendix.*)
- (3.) The articles were supplied by Mr. John Petrie.
- (4.) There were no unsuccessful tenderers for the supply of such articles.

Department of Public Works,
Brisbane, 3rd May, 1871.

APPENDIX.

STATEMENT OF PRICES OF FURNITURE FOR NEW HOUSES OF PARLIAMENT.

		£	s.	d.		£	s.	d.
Tables for Council and Assembly, ... each	64	8	0	Arms chair " " " " " " " " " " " "	5	0	0	
Federal writing tables, ...	55	5	0	Two table " " " " " " " " " " " "	9	0	0	
D.A. for President and Speaker " " "	72	7	0	Dressing table " " " " " " " " " " " "	3	0	0	
Yellow-wood seats " " " " " " " " " " " "	18	10	0	Bedstead, complete " " " " " " " " " " " "	20	0	0	
Book-cases, Council " " " " " " " " " " " "	20	0	0	Curtains and blinds " " " " " " " " " " " "	10	0	0	
Do, Assembly " " " " " " " " " " " "	17	17	6	Fenders, fire-irons, &c. £5 5s. and £3 5s.				
Yellow-wood chairs " " " " " " " " " " " "	4	4	0	Bookshelves, Clerk of Assembly " " " " " " " " " " " "	20	13	0	
Do, hallways back " " " " " " " " " " " "	3	0	0	Chest of drawers " " " " " " " " " " " "	7	15	0	
Book-cases and shelving in Libraries " " " " " " " " " " " "	603	8	6	Tiller tables, Refreshment Room " " " " " " " " " " " "	8	0	0	
Tables for dining " " " " " " " " " " " "	12	4	0	Head blinds, ditto " " " " " " " " " " " "	5	10	0	
Round Table, ditto " " " " " " " " " " " "	34	8	6	Bottom blinds " " " " " " " " " " " "	5	10	0	
Yarns for dining, 22s. each; step-ladders, 31s. 6d. ea.				Louvre blinds " " " " " " " " " " " "	1	10	0	
Side table for Speaker " " " " " " " " " " " "	21	10	0	Window blinds " " " " " " " " " " " "	1	13	0	
Book-cases ditto " " " " " " " " " " " "	18	15	0	Fenders and irons, £3 15s., £3 10s., £3 5s. each				
Table top table, 12 feet by 6 feet " " " " " " " " " " " "	18	15	0	Cair seating " " " " " " " " " " " "	228	7	8	
Do, 8 feet by 4 feet " " " " " " " " " " " "	13	17	0	Repairing old furniture " " " " " " " " " " " "	167	3	6	
Book-cases " " " " " " " " " " " "	13	10	0					
Holland covers for tables and seats " " " " " " " " " " " "	20	0	0					
Federal table, President " " " " " " " " " " " "	25	0	0					
Book-cases " " " " " " " " " " " "	20	0	0					
Couch, President " " " " " " " " " " " "	18	0	0					
				Amount expended on furniture and fittings for				
				New Houses of Parliament... ..	£2,883	13	5	

FURNITURE, LEGISLATIVE ASSEMBLY.

Speaker's Chair, including cover	£14	0	0	Two benches for Ministers' Gallery	£20	0	0
---	-----	---	---	---	-----	---	---

FURNITURE SUPPLIED JULY, 1870, FOR MEMBERS' DRESSING ROOM, LEGISLATIVE COUNCIL.

	£	s.	d.		£	s.	d.
Furnishing and laying floor matting " " " " " " " " " " " "	6	18	0	Brought forward " " " " " " " " " " " "	33	13	0
Supplying large oval table " " " " " " " " " " " "	4	5	0	Supplying one washstand and mirror, complete	4	15	0
Supplying two dressing tables, £3 15s. each " " " " " " " " " " " "	6	10	0	Repairing and repolishing washstand " " " " " " " " " " " "	0	13	6
Do, two looking glasses, 21s. each " " " " " " " " " " " "	2	10	0	Writing letters, "Members' Dressing Room" " " " " " " " " " " " "	0	7	6
Do, one door seat " " " " " " " " " " " "	0	15	0	Having lock on door, and casing blinds in President's Room, repairing blind cords in various windows " " " " " " " " " " " "	0	4	0
Do, two boot-jacks, 2s. 6d. each " " " " " " " " " " " "	0	5	0				
Do, two towel racks, 20s. each " " " " " " " " " " " "	2	0	0				
Do, two hat, coat, and umbrella stands " " " " " " " " " " " "	11	10	0				
Carried forward " " " " " " " " " " " "	£ 53	13	0				
					£33	13	0

[Price 3d.]

By Authority: JAMES C. BEAL, Government Printer, WILKIN STREET, BRISBANE.

List of Furniture required for Legislative Council Chamber and Offices

<u>Council Chamber</u>			
2	Yellow Wood Book cases	40	
18	leather seats & backed chairs	75	12
1	President's seat	10	
1	Speaker's seat	8	
1	Clerk's seat	8	
1	Clerk Assistant's chair, without arms	6	
1	Small Table near fireplace seat	4	
5	Footstools for Benches & floor of House	5	
<u>Council Meeting Room</u>			
6	Yellow Wood leather covered chairs	25	4
<u>President's Chamber No 1</u>			
1	Yellow Wood pedestal office table	25	
1	large Book case	20	
2	small hand book cases	3	
1	Arm chair	8	
6	leather chairs	25	4
1	leather couch	15	
1	Carpet & hearth rug	25	
	Grinder & fire iron	4	1
	Coal scuttle & scoop	1	15
<u>President's Chamber No 2</u>			
1	Dressing table	3	
1	Chest of drawers	8	
1	Looking glass	4	
1	loo table	9	
2	curtains to	10	
	Cost	343	5

<u>Members Chamber 222 (Continued)</u>	
Coat & Hat Stand,	4
1 Large Brass Bed for plates,	20
1 Carpet & rug,	17
Trunk and Irons,	9
<u>Members Dressing Room</u>	
2 Large Cedar Dressing Tables,	8
2 Looking glasses,	6
Walling,	3
Window Blind,	2
1 Large Cedar Coat & Hat Stand,	6
<u>Clark of Parliament's Room</u>	
Carpet & rug,	22
Green baize screen for dressing,	3
Bookcase for Journals of House &c,	20
Desk and stool,	5
Paper rack for writing table,	3
Coal scuttle & scoop,	1
<u>Clark Assistant's Room</u>	
Carpet & rug,	16
Screen for dressing,	3
Wardrobe,	8
Bookcase,	11
Desk & stool,	5
Pipes holes for table,	6
Fire Irons, Coal scuttle & scoop,	2
<u>Usher's Room</u>	
Chest of Drawers,	8
Paper rack for table & Inkstand,	4
Trunk and Irons,	2
	10
	10
	533

<u>Chairman of Committee Room</u>			
1	Yellow Wood Pedestal Table	25	
1	Bookcase	15	
1	leather couch	12	
1	leather Arm Chair	8	
4	leather chairs	16	16
	1 Chest of Drawers	8	
	Coat & Hat Stand	3	
	Carpet & Rug	16	
	Stender & fire Irons	4	
	Coal Scuttle & Scoop	1	15
<u>No 1, Committee Room</u>			
	Stender and Irons	3	
	Note: Tables & chairs can be supplied from old stock when new is made for above named office		
<u>No 2, Committee Room</u>			
	All furniture can be supplied from old stock		
<u>Press Reporter's Rooms Nos 1 & 2</u>			
1	Large Cedar Writing Table	8	
	The remainder of furniture from old stock		
<u>Miscellaneous</u>			
6	Window Blinds to front windows of President's & Clerk's Office	33	
1	Letter Box in end Door to receive letters	2	
1	Do outside messengers room for letters for post	2	
1	Set pigeon holes for members of Council's letters	4	
2	Doors to press in messengers room	2	
1	Press outside messengers room	3	
3	large Door mats	2	14
3	Scrapers	3	
		705	5

Est. of Furniture required for Legislative Assembly
Chamber and Offices

<u>Ministers Room</u>			
1 Table,		13	
1 Sofa,		15	
8 Chairs,	25	4	
Carpet & Rug,		15	
<u>Chairman of Committee Room</u>			
Carpet & rug,		15	
Fender & fire Irons,		3	
Bookshelves,		20	
Pedestal Table,		16	
Dressing Table,		3	
Looking glass,		2	10
4 Chairs,		8	
<u>Clerk's Room</u>			
Screen for dressing,		3	
Rug,		2	
<u>Clerk Assistant's Room</u>			
Screen for dressing,		3	
Rug,		1	10
Dressing Table,		3	
Looking glass,		2	
<u>Sergeant at Arms Room</u>			
Washstands,		4	
Couch,		10	
Fender & fire Irons,		2	15
Rug,		1	10
		168	9

<u>Assembly Chamber</u>		168	9
1 Speaker's Chair,		10	
2 Visitors Chairs,		18	
1 Clerks Chair,		8	
1 Clerk Assistants Chair,		6	
1 Chair for the Clerk when a Committee assembled & Clerk Assistants Chair,		6	
18 Common Chairs,	£4.4	75	12
Members Drawers,		40	
Pigeon holes for bills,		6	
Table at back of Council table,		15	
<u>Members Writing Room</u>			
6 Library Chairs,		25	4
<u>President Dressing Room</u>			
1 Toilet stool,		1	1
1 Looking glass,		3	
<u>Speakers Room, No. 1.</u>			
1 Pedestal Table,		25	
1 Side Table,		4	
1 Book case,		20	
1 Stand bookcase for Table,		1	10
1 Sofa,		15	
Carpet & rug,		25	
6 Chairs,		25	4
Coal scuttle & scoop,		1	75
Fender & fire tongs,		4	10
<u>Speakers Room, No. 2.</u>			
1 Table & coat,		10	10
4 Chairs,		9	
Carpet & rug,		15	

	538	15
<u>Speakers Room No 2 (Continued)</u>		
Fender & fire Irons	3	10
Hat & cloak stand	4	
<u>Members Dressing Room</u>		
2 Tables	8	
2 Looking glasses	6	
Blind for window	2	
2 Hat & coat stands	6	
<u>Committee Room No 1</u>		
Book Shelves	10	
Fender & fire Irons	4	
Rug	2	
<u>Committee Room No 2</u>		
Book Shelves	10	
Fender & fire Irons	3	10
Rug	1	10
<u>Short Hand Writers Room</u>		
1 Screen in Lobby	4	
1 Press	10	
2 sets pigeon holes for tables	12	
3 sets hat pegs	3	
3 Fenders & fire Irons	9	
3 Mats	2	5
Coal scuttle & scoop	1	10
3 Standing Desks	12	
<u>Presengers Room</u>		
1 Cedar Table	6	
1 set pigeon holes	8	
1 Press in Lobby	3	
	670	

<u>Strong Room</u>		670	-
Shelves & Pipe holes		25	
<u>Press Reporters Room</u>			
1 Table with drawers		8	
1 Wash stand		4	
2 Sets Hat pegs		2	
<u>Miscellaneous</u>			
Matting for Lobby			
3 Door mats		3	
3 Scrapers		3	
18 Roman Blinds		100	5.16/
2 Letter boxes for end Door (inside)		4	
		819	

13

Set of Furniture to be required for Parliamentary Library

2 Hearth Rugs	6	
2 Sets Fire Irons & 2 Stokers	9	
2 Coal Scuttles & Scoops	3	10
Case Glass		
1 Office Desk for Librarian	25	
1 Chair for ———	6	
1 Table for Receipts	3	
1 Chair for ——— } to match Library furniture	1	10
Letter Box	3	
2 Hat, Coat & Umbrella Stands	16	
2 Door Mats	1	10
Newspaper racks	9	
	81	10

2104

List of Furniture &c required for Parliamentary
Refreshment Rooms.

1 Dining Room Chairs	10	16
1 Fender & Fire Irons	3	10
1 Coal bucket & Scoop	1	10
2 Door mats, rough, large size	2	
2 " " smooth, medium size	1	
2 Screens, rough, for Gait & whitewash		
6 Stipitonas for Dressing Room		
6 Easy Chairs for " "	26	
2 Small round Tables for " "	15	
Repairs to furniture at present in Rooms	30	
Verandah to Cabinet's apartments	27	
3 Extra leaves to Dining Room Table	8	
10 Bonnet Glass	55	
	187	16

miscellaneous items required at the New House of Parliament.

2 Sheds, being continuations of Stables, 36 feet long, for shelter of carriages of Members	120	.
Lead on Stairs to end Wings. £30	60	.
1 Extra large Door Mat for entrance Hall.	2	.
2 Scrapers.	2	10
2 Metal hat & umbrella stands for entrance Hall.	16	.
	<hr/>	
	200	10
	<hr/>	

APPENDIX 7: STATEMENT OF SIGNIFICANCE FOR PARLIAMENT HOUSE

QUEENSLAND HERITAGE ACT 1992

Entry in the Heritage Register

State Heritage Place



Place ID	600069
Name	Parliament House
Former name(s) / other	
Location	69 Alice Street BRISBANE 4000
RPD	Lot 414 SL8740
Local authority	BRISBANE CITY COUNCIL
Map Sheet	BRISBANE
Map Projection	56
Grid	Easting: 502669 Northing: 6960870
Boundary Description	Whole property
Other Listings	National Trust of Queensland - BNE 1/65 Register of the National Estate - 4/01/001/0002/01

Heritage Significance

Parliament House is a place that satisfies one or more of the criteria specified in s.35(1) of the *Queensland Heritage Act 1992* as evidenced by, but not exclusive to, the following statement of cultural heritage significance, based on **criteria A, B, D and E, F, G, H.**

Criterion A	Parliament House was constructed between 1865 and 1867 as the seat of Queensland government after separation from New South Wales in 1859. It is unique as the first and only purpose built Parliament House in Queensland and, as the continuing seat of Parliament, is immensely important in demonstrating the evolution of Queensland's history. At the time of construction it was the largest and most imposing building in the state, indicating of the sense of permanency and ambition felt by the government of Queensland at that time. Its nearest rival in scale and style was Government House (600118), previously completed in 1862.
Criterion B	It is unique as the first and only purpose built Parliament House in Queensland and, as the continuing seat of Parliament, is immensely important in demonstrating the evolution of Queensland's history.
Criterion D	Parliament House demonstrates the principal characteristics of a building of its type, and the design and plan and illustrates the way in which Queensland Parliament operates. The planning of the Chambers in particular, demonstrates the hierarchy of Parliamentary proceedings.
Criterion E	The place is a significant landmark in the city of Brisbane, both alone and as part of an immediate precinct at the intersection of Alice and George Streets. It also forms part of a larger Government Precinct extending from Old Government House to the Law Courts. Parliament House is of considerable aesthetic significance due to its landmark qualities and for its high degree of design and workmanship, including exterior details and internal features such as stained glass windows and cedar joinery.
Criterion F	The design and construction of a building of this scale at such an early stage in the history of Brisbane demonstrates a high degree of creative and technical achievement.
Criterion G	As the seat of Queensland government and the place where virtually every significant political decision has been made over the past 130 years, Parliament House has strong associations with the people of Brisbane and the State of Queensland.

QUEENSLAND HERITAGE ACT 1992

Entry in the Heritage Register

State Heritage Place



Criterion H	It also has special association with the architects involved in its construction, including Charles Tiffin, F D G Stanley, G Connolly and Thomas Pye who is thought to have designed the relief panels on the Alice Street wing.
--------------------	--

QUEENSLAND HERITAGE ACT 1992

Entry in the Heritage Register
State Heritage Place



History

The main wing of Parliament House (facing George Street) was erected between 1865 and 1867 as the seat of Queensland government after separation in 1859. It was designed by Colonial Architect Charles Tiffin and is the most substantial building erected in this period. The wing facing Alice Street was constructed between 1887 and 1889, supervised by Colonial Architect, G Connolly.

Prior to separation, Moreton Bay was included in an electoral division which encompassed all areas north of Port Macquarie. By 1851 Moreton Bay had elected a Member to the Legislative Council of New South Wales, and when separation occurred the region was represented by nine Members.

In 1859, the colony of Queensland was granted separation from New South Wales and a constitution was established, based on the English Westminster system. This provided the need for a legislature in two chambers, and conversion of the previous prison barracks in Queen Street was undertaken to fulfil this.

This proved unsatisfactory and in 1864, a Commission was established to host a competition for a new House of Parliament. The committee members decided upon 20 000 as the amount which competitors should endeavour to make the basis of the probable cost. Entries were received and the design of Benjamin Backhouse was considered to be most suitable. However it proved to be too costly and the design of Colonial Architect Charles Tiffin was selected instead. This decision caused much controversy and the Commission was eventually forced to alter the previous plans and call for a new design. In December 1864 the Queensland Daily Guardian reported that the whole of the designs are to be rejected and an entirely new and original design has been adopted. The new building design is more imposing, more appropriate and will afford more accommodation.

Tiffin's new design comprised four ranges around a central court, with the Legislative chambers in the George Street range and government offices in the remaining ranges. The arrangement of space, both of the building as a whole and within the individual chambers is indicative of the way in which Parliamentary proceedings were, and still are, conducted

The building was to be erected on what was then part of Queens Park, adjacent to the Government Domain and the Botanic Gardens. The foundation stone was laid on July 14 1865 by Governor Bowen and work commenced on the George Street range.

In 1865 the Brisbane Courier described the George Street range as being 304 feet long by 86 feet deep at the centre.....by 103 feet in height to the top of a curved mansard roof over the libraries and the grand staircase.

Now described as Classical Revival in style, it was then described as renaissance as adopted in the Louvre and Tulleries, but of a less ornate character and more in keeping with the position of the colony.

The external walls are constructed of freestone from Mr Jeays quarry at Woogaroo and the roof was originally of English slates..... the ridges and mansards terminated with iron cresting.

Internally, the Courier described the building as plain and substantial, however finishes included large stained glass windows by Messrs Chance of Birmingham featuring portraits of the Queen, the Prince and the Princess of Wales, large and ornate sunlights, also imported from England, cedar doors with panels of open bronze work, and ornate plasterwork.

By 1867, the work was complete, although due to financial constraints, only the George Street range had been constructed.

QUEENSLAND HERITAGE ACT 1992

Entry in the Heritage Register

State Heritage Place



Tiffin retired from the position of Colonial Architect in 1869 and was succeeded by F D G Stanley. The building remained as constructed until 1878 when additions were made including the construction of archways and colonnades to the George Street facade and erection of the stone and iron palisade fence to the George and Alice Street frontages.

In 1887 it was again decided to make additions to the House and the Alice Street range was constructed, completed in 1889. The Colonial Architect at this time was George St Paul Connolly, who supervised the work. Although the extension conforms to Tiffin's original design principals, it shows slight variations in the form of relief stonework panels comprising staghorns, eucalyptus leaves, gum nuts and convolvulus. The designer of these is thought to have been Thomas Pye, chief draftsman of the Department of Public Works at the time. The sculptor is unidentified, having been employed by the contractor Daniel MacDonald.

The abolition of the Legislative Council in 1922 rendered the Council Chamber obsolete. Although rarely used, the space remains intact.

The multi-storey parliamentary annexe at the rear of the original building was erected in 1979, followed by the addition of the porte cochere to the George Street range in 1981. The new porte cochere was based on Tiffin's original design, although it was increased in size to allow for the passage of cars.

In 1982, the building was renovated at a cost of thirteen million dollars. This included extensive refurbishment of all areas, including the addition of air conditioning in all rooms, the installation of security and fire protection services and externally, the replacement of finishes such as the tessellated tiles to the ground floor arcades and the original copper sheeting to the roof with a new material.

QUEENSLAND HERITAGE ACT 1992

Entry in the Heritage Register

State Heritage Place



Description

Parliament House is located at the intersection of George and Alice Streets and comprises the main wing, fronting George Street and a wing constructed at a later date, fronting Alice Street. It is an imposing three storeyed masonry building in Classical Revival style.

The entire building forms a dominant landmark at the northern end of the Government Precinct along George Street and is complemented by other nineteenth century buildings in the immediate area, including the Queensland Club [600113] and the Mansions [600119]. It also has a strong physical relationship with the Botanic Gardens [600067] opposite.

The original part of the building is constructed of dressed Woogaroo freestone. The arcades are of Murphy's Creek sandstone and the porte cochere is of Helidon white sandstone.

The George Street facade is symmetrical in design, comprising central and end pavilions connected by colonnaded wings.

The central pavilion has a porte cochere at ground level, above which is a balustraded terrace. The upper two storeys are surmounted by an entablature and parapet. The roof is square domed with decorative iron cresting and a dormer window with sandstone surrounds is centrally located on each of the four elevations.

The two end pavilions are symmetrically designed on both the front and end elevations, with three elongated arched windows on the ground floor, three windows surmounted by triangular pediments of the first floor and three smaller windows on the second floor. String courses are located at sill height and quoins demarcate each corner. This section is also surmounted by an entablature and parapet, which surrounds a mansard roof with decorative iron cresting.

The wings are slightly set back and connect the central and end pavilions. They comprise colonnades on the ground and first floors, a balustraded terrace to the second floor, and are also surmounted by an entablature and parapet. The roofs are gabled with centrally placed ventilation fleches.

The Alice Street range is similar in design to the wings of the George Street range, with colonnades to the ground and first floor levels, and a balustraded terrace to the second floor. The south west end is capped with a mansard roof, matching those on the George Street range. The Alice Street range varies from the George Street range, by the inclusion of decorative panels of relief carved stonework depicting Queensland flora, including a staghorn keystone above the central entrance. The south west elevation has a timber verandah with cast iron balustrades to all three levels.

The rear of the building faces a central courtyard surrounded by Parliament House and the annexe building. The rear elevations are less decorative in design, and a timber verandah with cast iron balustrades, similar in design to that on the Alice Street range, runs the length of the George Street range.

Internally, the rooms express the exterior massing, with the George Street range containing the primary rooms. The grand stair rises at the rear of the central pavilion, and libraries are located at the front on the first and second levels. At the landings of the grand stair are large stained glass windows depicting Queen Victoria and other subjects. The first floor of the connecting wings contains the Legislative Assembly at the north west end and the Council Chambers at the south east end. These spaces are open to the second level, on which the press and public galleries are located.

The south west end of the Alice Street range houses a cellar in the basement, a dining room and bar

QUEENSLAND HERITAGE ACT 1992

Entry in the Heritage Register

State Heritage Place



on the first floor and a billiard room on the second floor.

The remainder of the areas comprise offices of Members of Parliament and support staff, corridors and service areas. Secondary staircases to the public and press galleries are located within the wings on either side of the central pavilion. A concealed spiral staircase is located in offices at the south east end of the George Street range, allowing access from an office of the ground floor to the Council Chambers gallery of the second floor.

All rooms have ornate plaster cornices and ceiling roses which vary in design. Most offices have marble mantelpieces, with variations in the stone type and design in each of the ranges, and all areas have cedar joinery. Some offices in the Alice Street range are divided by cedar folding doors.

Alterations to the fabric, such as the lowering of ceilings to allow for air conditioning ducting is apparent in most areas. Original cornices and ceiling are visible in services cupboards. New lighting, decorative finishes and soft furnishings have been introduced into most areas.

QUEENSLAND HERITAGE ACT 1992
Entry in the Heritage Register
State Heritage Place



Images



Parliament House



Parliament House from N (2009)

QUEENSLAND HERITAGE ACT 1992

Entry in the Heritage Register

State Heritage Place



Heritage Register Boundary



QUEENSLAND HERITAGE ACT 1992

Entry in the Heritage Register

State Heritage Place

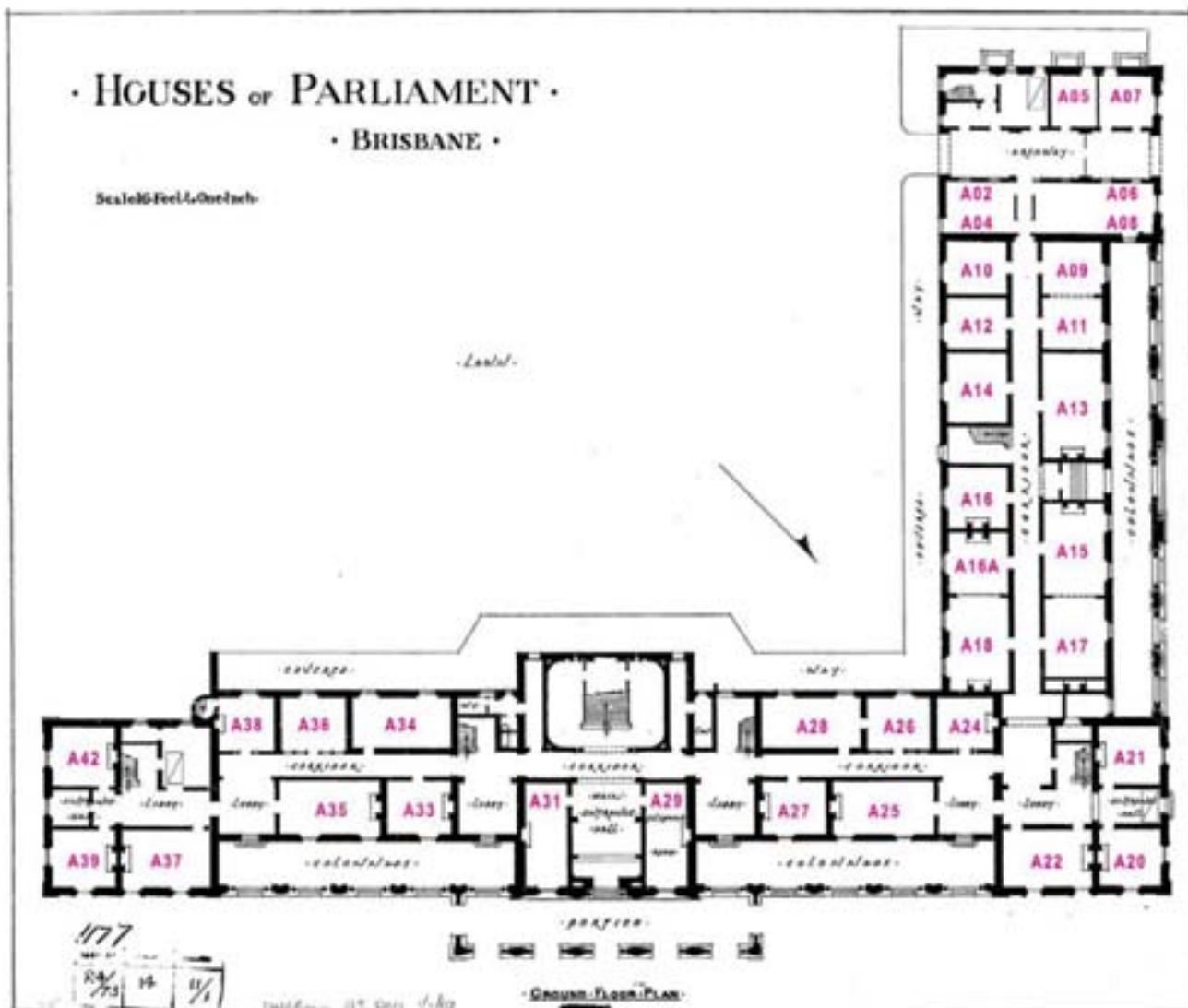


Process Statement: Pursuant to the transitional provisions of the Queensland Heritage Act 1992, all buildings listed in the Schedule to the Heritage Buildings Protection Act 1990 were taken to be places entered provisionally in the Heritage Register. This place was transferred as a provisional entry to the Heritage Register on the basis that it was listed in the schedule to the Heritage Buildings Protection Act 1990. This decision was effective as from 21 August 1992, the date of proclamation of the Queensland Heritage Act 1992.

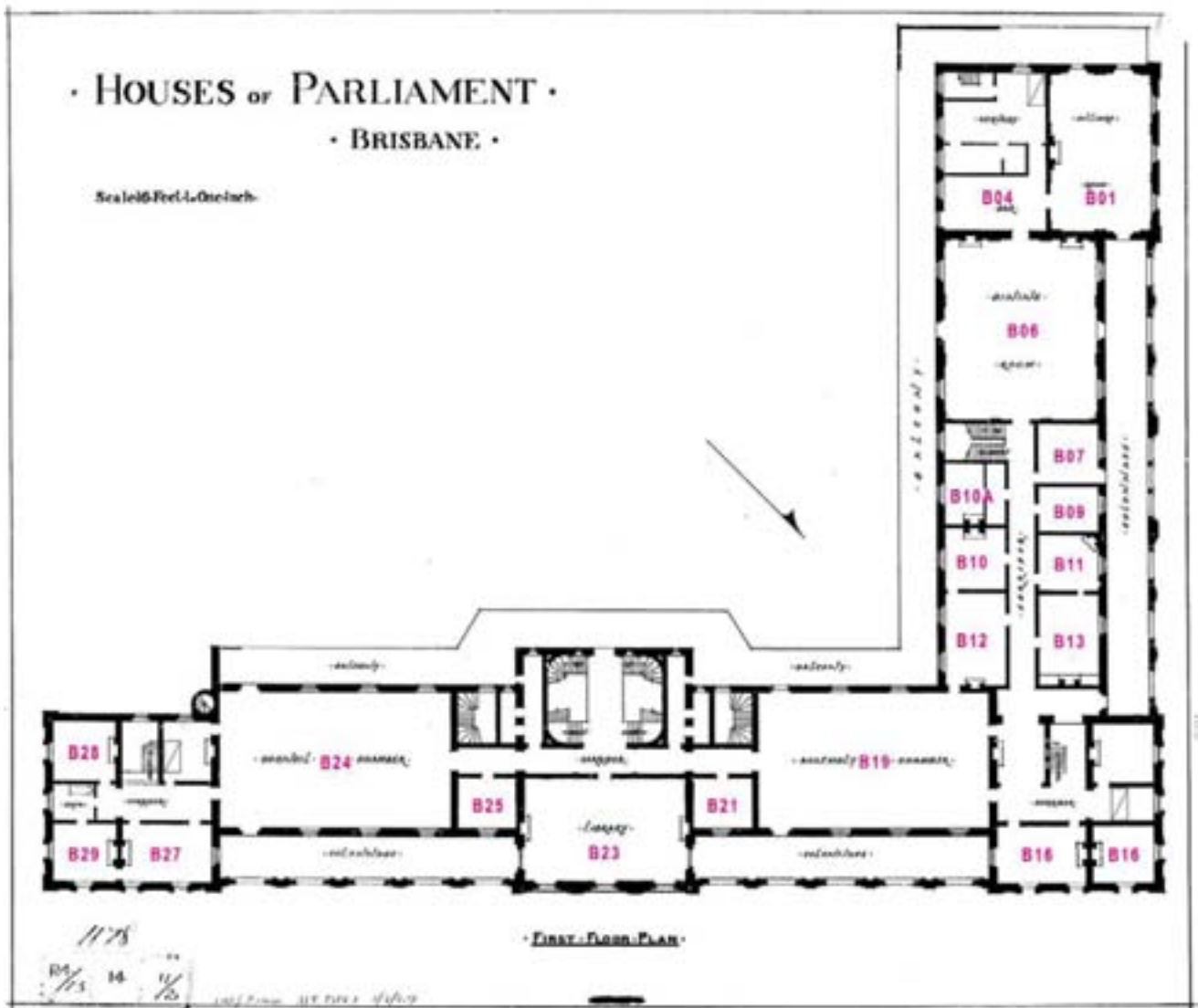
Further to the transitional provisions of the Queensland Heritage Act 1992, this place is entered permanently in the Heritage Register as of 21 October 1992.

Note: This document has been prepared on the basis of current information, and assessed under the criteria in the Queensland Heritage Act. This document may be reassessed if further evidence becomes available. The statement of significance specifies the most important heritage values of the place. The purpose of this document is to provide an informed evaluation for heritage registration. This does not negate the need for a thorough conservation study by a qualified practitioner, or Cultural Heritage Branch consultation, before any action is taken which may affect the significance of the place.

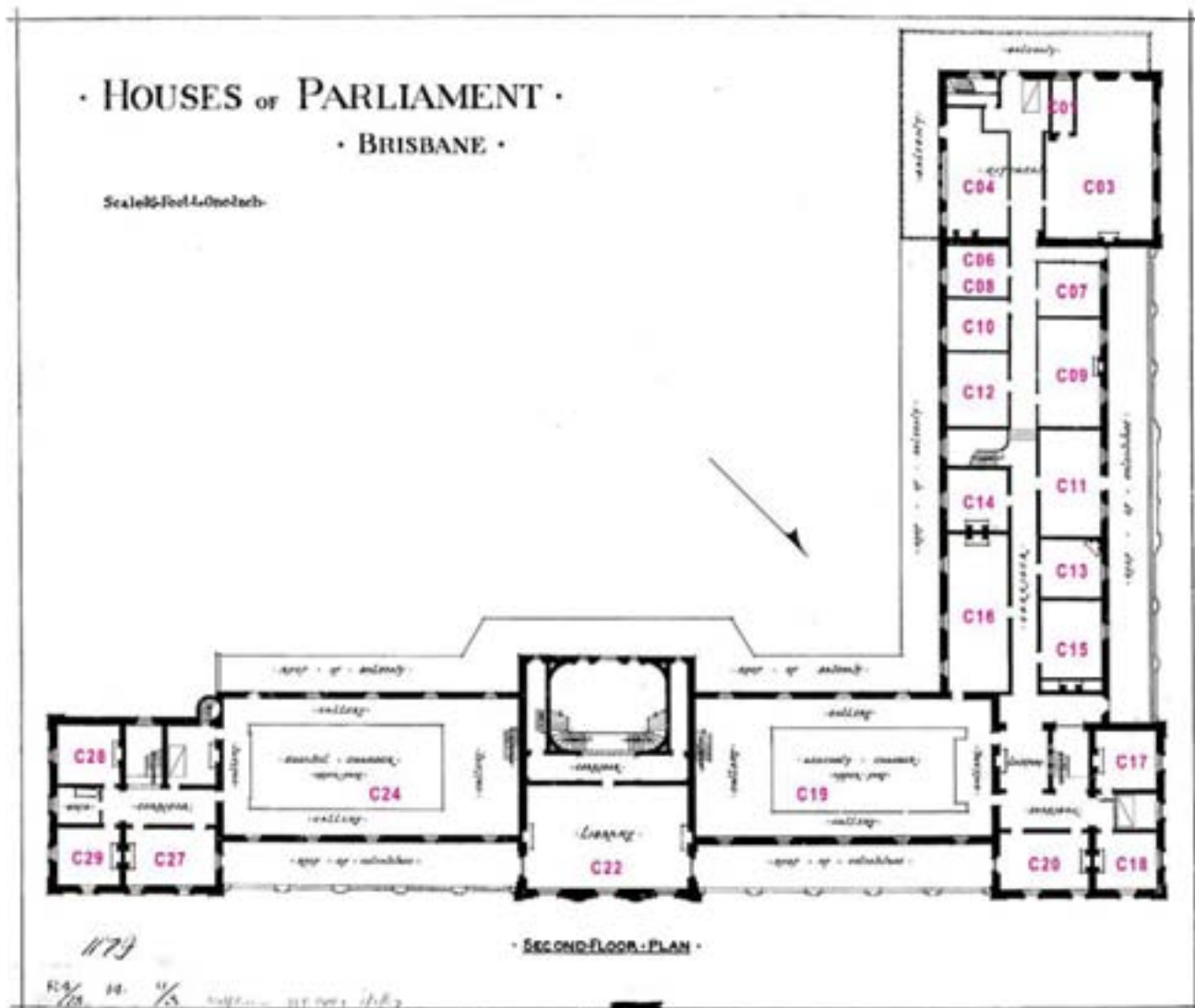
APPENDIX 8: FLOOR PLANS SHOWING PRESENT ROOM NUMBERS



Ground floor plan



First floor plan



Second floor plan

