



COMMITTEE OF THE LEGISLATIVE ASSEMBLY

Report No. 1

Analysis of the 2011 Estimates Process

Introduction and background

1. The Committee of the Legislative Assembly (the CLA or the committee) is a statutory committee of the Queensland Parliament established under s. 80 the *Parliament of Queensland Act 2001* (the POQA or the Act).
2. Section 84 of the POQA provides that the CLA's area of responsibility includes the standing rules and orders about the conduct of business by, and the practices and the procedures of, the Assembly and its committees and any other matters for which the committee is given responsibility under the standing rules and orders.
3. The Committee notes significant changes to the Legislative Assembly's committee system following the passage of the *Parliament (Modernisation and Reform) Bill 2011* in May 2011 and significant associated amendments to Standing and Sessional Orders in June 2011.
4. Included in the reforms, were changes to the way estimates hearing are conducted. For example:
 - Estimates hearings are now conducted by portfolio committees rather than ad hoc estimates committees;
 - Strict time limits dividing time between government and non-government members have been removed and time limits for questions and answers have also been removed;
 - Committee members can directly question Ministers and Directors-General and nominated Chief Executive Officers.
5. The committee wishes to draw to the attention of the House, a statistical analysis of the 2011 Estimates Process.
6. In particular -
 - The analysis of the summary of time for Estimates hearings from 2008-2010 at **appendix A**. This can be used as a benchmark against which this year's estimates process can be evaluated.
 - The Statistical Analysis of Time and Questioning at **appendix B**.
 - The various graphs and charts compiled from statistical information garnered throughout the estimates process – providing a picture of the allocation of time by committees and to whom questions were directed or referred by a committee at **appendix C**.

Recommendation

The committee recommends that the House note the statistical analysis of the 2011 Estimates Process.

Hon Judy Spence MP

Chair

August 2011

Membership — 53rd Parliament

Hon Judy Spence MP, Chair
Member for Sunnybank

Ms Rosemary Menkens MP, Deputy Chair
Member for Burdekin

Hon Stirling Hinchliffe MP
Member for Stafford

Mr Mike Horan MP
Member for Toowoomba South

Mr Tim Nicholls MP
Member for Clayfield

Mr Robert Schwarten MP
Member for Rockhampton

Secretariat

Mr Neil Laurie, *Clerk of the Parliament*

Mr Michael Ries, *Deputy Clerk of the Parliament*

Ms Kellie Moule, *Principal Research Officer*

Ms Andrea Musch, *Executive Secretary*

Contact

Telephone: 07 3406 7586

Facsimile: 07 3406 7691

E-mail: cla@parliament.qld.gov.au

Internet: <http://www.parliament.qld.gov.au/view/committees/CLA.asp>

Estimates – Summary of time 2008 – 2010

Year	Committee	Portfolios	Time	Total time
2011				
2010	Estimates A	<ul style="list-style-type: none"> • Office of the Governor • Legislative Assembly • Premier and Minister for the Arts • Treasurer and Minister for Employment and Economic Development • Minister for Public Works and Information and Communication Technology 	9hr 3mins	
	Estimates B	<ul style="list-style-type: none"> • Deputy Premier and Minister for Health • Minister for Education and Training 	7hr 5mins	
	Estimates C	<ul style="list-style-type: none"> • Minister for Natural Resources, Mines and Energy and Minister for Trade • Minister for Transport 	6hr 36mins	
	Estimates D	<ul style="list-style-type: none"> • Minister for Main Roads • Minister for Disability Services and Multicultural Affairs 	6hr 4mins	
	Estimates E	<ul style="list-style-type: none"> • Minister for Primary Industries, Fisheries and Rural and Regional Queensland • Attorney-General and Minister for Industrial Relations • Minister for Infrastructure and Planning 	8hr 4mins	
	Estimates F	<ul style="list-style-type: none"> • Minister for Local Government and Aboriginal and Torres Strait Islander Partnerships • Minister for Child Safety and Minister for Sport • Minister for Community Services and Housing and Minister for Women 	8hr 9mins	
	Estimates G	<ul style="list-style-type: none"> • Minister for Police, Corrective Services and Emergency Services • Minister for Tourism and Fair Trading • Minister for Climate Change and Sustainability 	8hr 34mins	
			TOTAL	53hr 35mins
2009	Estimates A	<ul style="list-style-type: none"> • Office of the Governor • Legislative Assembly • Premier and Minister for the Arts • Treasurer and Minister for Employment and Economic Development • Minister for Public Works and Information and Communication Technology 	8hr 35min	
	Estimates B	<ul style="list-style-type: none"> • Deputy Premier and Minister for Health • Minister for Police, Corrective Services and Emergency Services 	6hr 34mins	

Year	Committee	Portfolios	Time	Total time
	Estimates C	<ul style="list-style-type: none"> Minister for Natural Resources, Mines and Energy and Minister for Trade Minister for Community Services and Housing and Minister for Women Minister for Infrastructure and Planning 	8hr 6mins	
	Estimates D	<ul style="list-style-type: none"> Minister for Main Roads Minister for Disability Services and Multicultural Affairs 	5hr 9min	
	Estimates E	<ul style="list-style-type: none"> Minister for Primary Industries, Fisheries and Rural and Regional Queensland Attorney-General and Minister for Industrial Relations Minister for Climate Change and Sustainability 	8hr 3min	
	Estimates F	<ul style="list-style-type: none"> Minister for Local Government and Aboriginal and Torres Strait Islander Partnerships Minster for Tourism and Fair Trading Minister for Transport 	7hr 26min	
	Estimates G	<ul style="list-style-type: none"> Minister for Education and Training Minister for Child Safety and Minister for Sport 	7hr 18 min	
			TOTAL	51hr 11min
2008	Estimates A	<ul style="list-style-type: none"> Office of the Governor Legislative Assembly Premier Deputy Premier and Minister for Infrastructure and Planning Minister for Public Works, Housing and Information and Communication Technology 	8hr 47min	
	Estimates B	<ul style="list-style-type: none"> Minister for Police, Corrective Services and Sport Treasurer Minister for Health 	8hr 35min	
	Estimates C	<ul style="list-style-type: none"> Minister for Education, Training and Minister for the Arts Minister for Main Roads and Local Government 	7hr	
	Estimates D	<ul style="list-style-type: none"> Minister for Child Safety and Minister for Women Minister for Tourism, Regional Development and Industry Minister for Communities, Minister for Disability Services, Minister for Aboriginal and Torres Strait Islander Partnerships, Minister for Multicultural Affairs, Seniors and Youth 	9hr	

Year	Committee	Portfolios	Time	Total time
	Estimates E	<ul style="list-style-type: none"> • Minister for Mines and Energy • Attorney-General and Minister for Justice and Minister Assisting the Premier in • Western Queensland • Minister for Emergency Services 	7hr 13min	
	Estimates F	<ul style="list-style-type: none"> • Minister for Transport, Trade, Employment and Industrial Relations • Minister for Sustainability, Climate Change and Innovation 	6hr 27min	
	Estimates G	<ul style="list-style-type: none"> • Minister for Primary Industries and Fisheries • Minister for Natural Resources and Water and Minister Assisting the Premier in North Queensland 	6hr 29min	
			TOTAL	53hr 31min

2011 ESTIMATES – Statistical Analysis of Time and Questioning

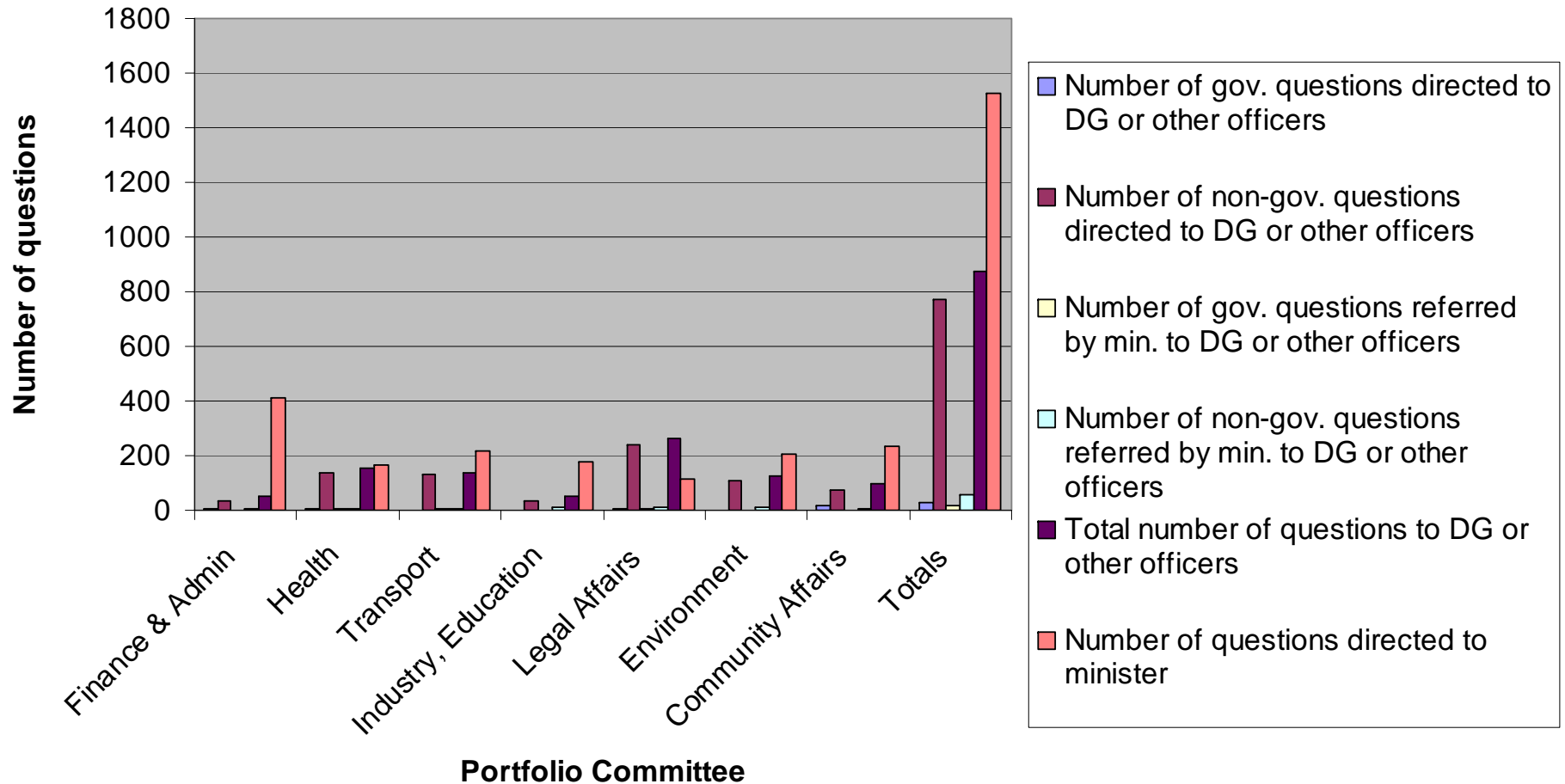
	Finance & Administration Committee 12/7/11	Health and Disabilities Committee 13/7/11	Transport, Local Government and Infrastructure Committee 14/7/11	Industry, Education, Training, Industrial Relations Committee 15/7/11	Legal Affairs, Police, Corrective Services & Emergency Services Committee 19/7/11	Environ, Agriculture, Resources and Energy Committee 20/7/11	Community Affairs Committee 21/7/11	Totals
Length of committee	9 hrs 07 mins	8 hrs 33 mins	8 hrs 3 mins	7 hrs 23 mins	9 hrs 50 mins	8 hrs 06 mins	8 hrs 40 mins	59 hrs 42 mins
Length of gov. questioning	2 hrs 36 mins	1 hr 54 mins	4 hours	3 hrs 25 mins	3 hrs 21 mins	2 hrs 35 mins	2 hrs 37 mins	20 hrs 28 mins
Length of non-gov. questioning	6 hrs 10 mins	6 hrs 16 mins	4 hrs 05 mins	3 hrs 47 mins	5 hrs 47 mins	4 hrs 55 mins	5 hrs 26 mins	36 hrs 26 mins
Number of gov. questions directed to DG or other officers	6	5	0	0	5	0	15	31
Number of non-gov. questions directed to DG or other officers	36	138	133	37	239	111	75	769
Number of gov. questions referred by min. to DG or other officers	1	4	4	0	6	1	0	16
Number of non-gov. questions referred by min. to DG or other officers	6	5	3	14	13	11	5	57

2011 ESTIMATES

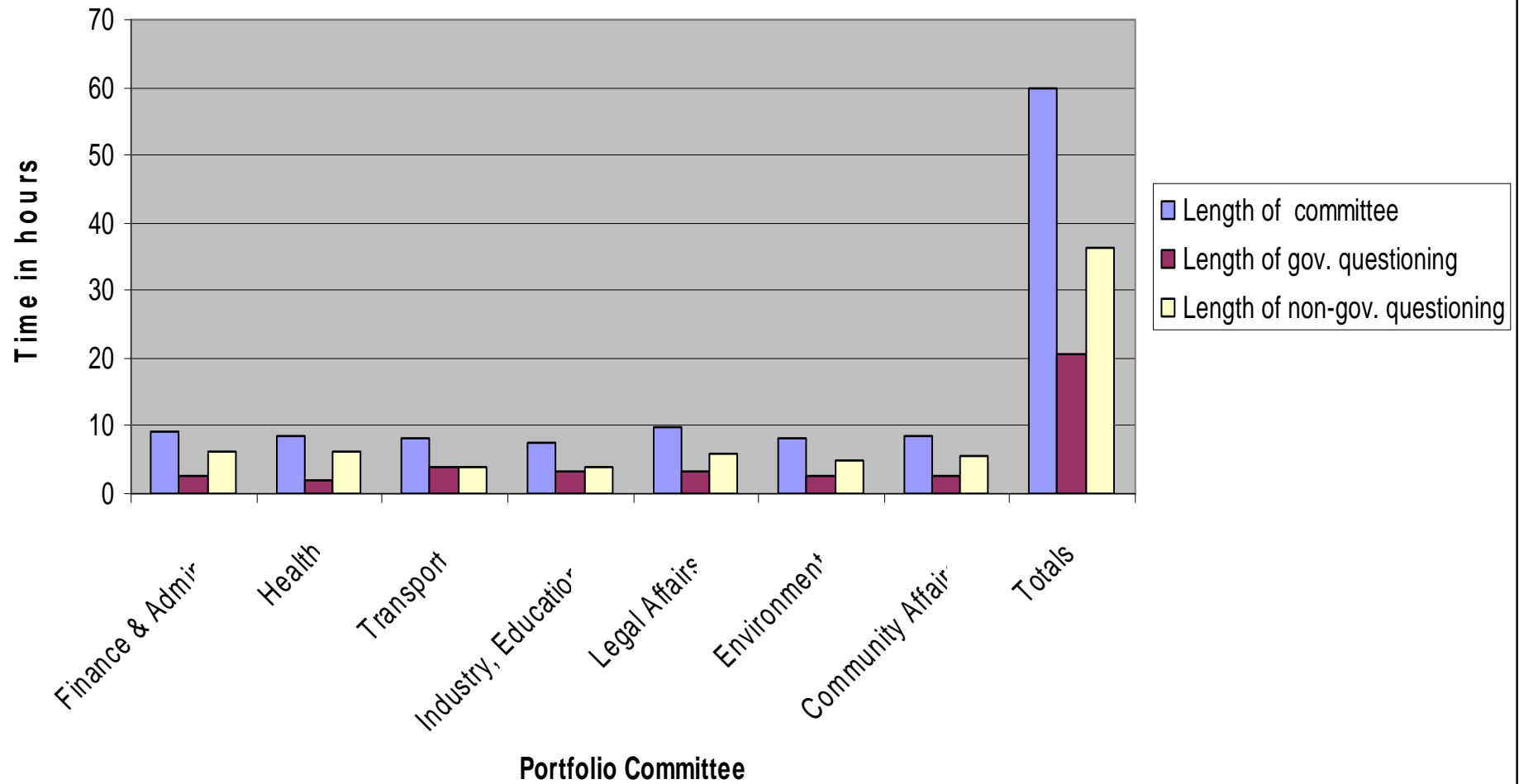
	Finance & Administration Committee 12/7/11	Health and Disabilities Committee 13/7/11	Transport, Local Government and Infrastructure Committee 14/7/11	Industry, Education, Training, Industrial Relations Committee 15/7/11	Legal Affairs, Police, Corrective Services & Emergency Services Committee 19/7/11	Environ, Agriculture, Resources and Energy Committee 20/7/11	Community Affairs Committee 21/7/11	Totals
Total number of questions to DG or other officers	49	152	140	51	263	123	95	873
Number of questions directed to minister	411	163	220	179	116	203	234	1526
Total number of questions	460	315	360	230	379	326	329	2399
% of total questions to minister	89.3%	51.7%	61.1%	77.8%	30.6%	62.3%	71.1%	63.41%*
% of total questions to DG or other officers	10.7%	48.3%	38.9%	22.2%	69.4%	37.7%	28.9%	36.59%*

* = average across all portfolios for 2011.

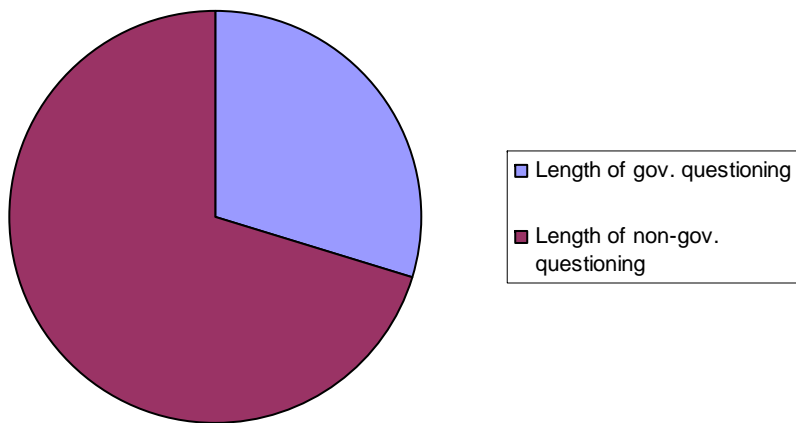
Portfolio Committees Estimates Hearings 2011 - To whom questions directed or referred



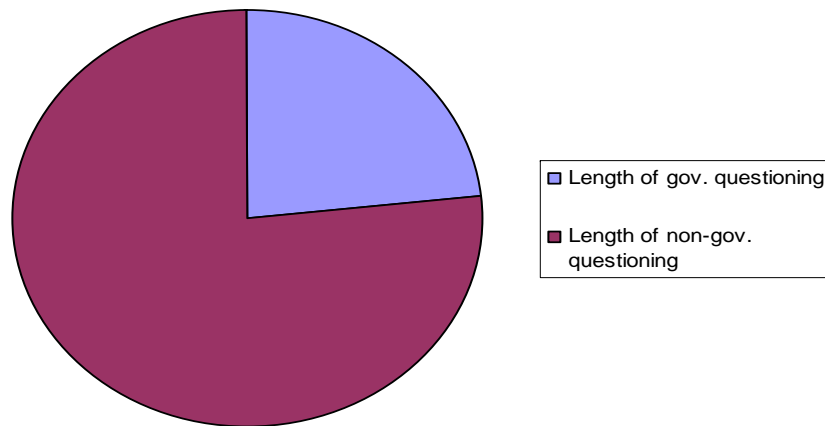
Portfolio Committees Estiamtes Hearings 2011 - Length of hearing and allocation of questioning



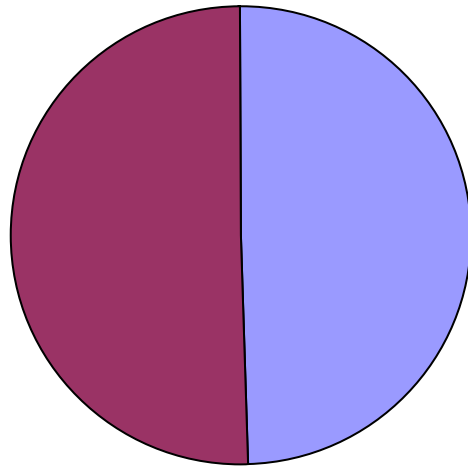
Finance & Admin Committee - Time allocation



Health - Time Allocation

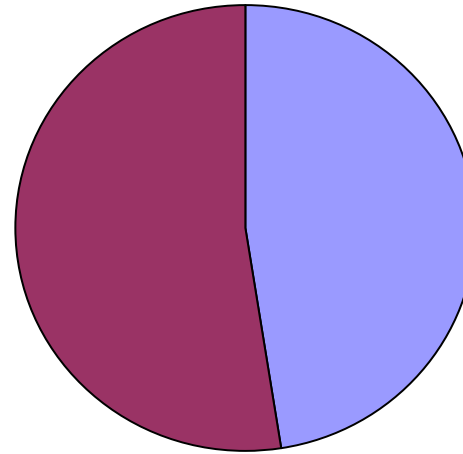


Transport - Time allocation



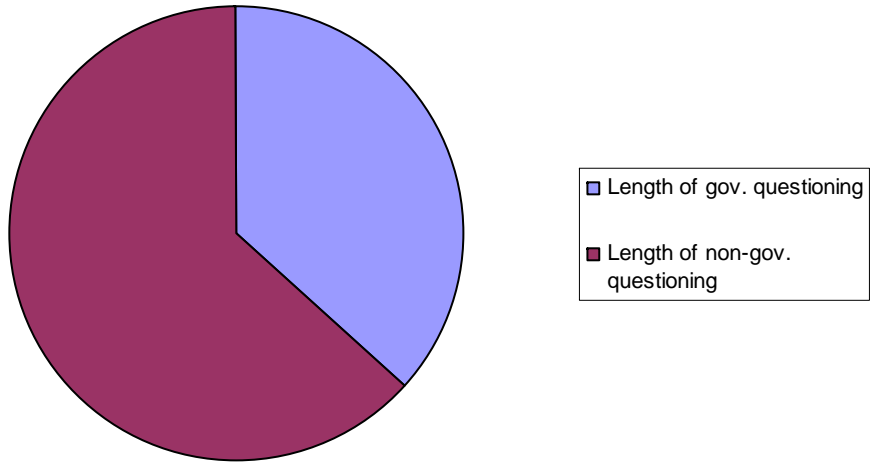
Length of gov. questioning
Length of non-gov. questioning

Industry, Education - Time Allocation

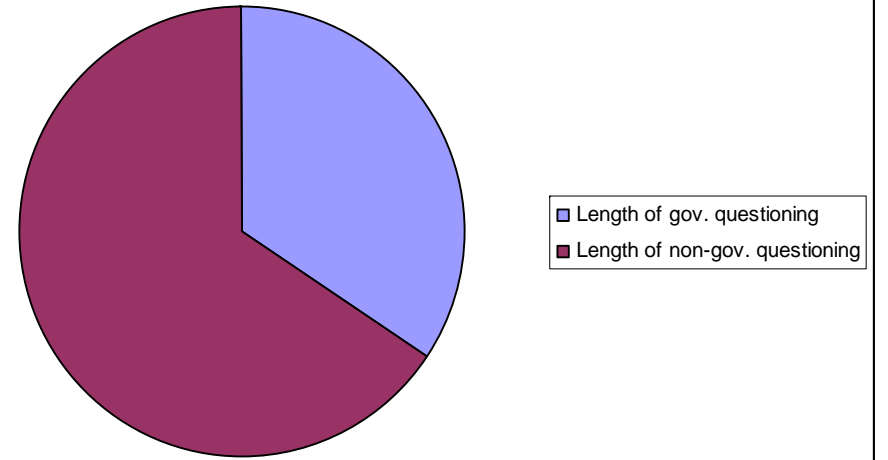


Length of gov. questioning
Length of non-gov. questioning

Legal Affairs - Time Allocation



Environment - Time Allocation



Community Affairs - Time Allocation

