

**Public Report of Ministerial Expenses
For the Period 1/07/2016 to 31/12/2016**

Basis of Preparation

This report has been prepared on an accrual basis in accordance with the requirements of Part 2 s.12 of the Financial Accountability Act 2009 (the Act) and is consistent with the form contained in the Queensland Ministerial Handbook.

As required by s.15 of the Act, the report will be tabled in the Legislative Assembly for use by the Parliament.

Certificate of the Director-General

I certify that, in my opinion, the Public Report of Ministerial Expenses set out on pages 1 to 25 is an accurate report of expenditure for ministerial offices for the period 1 July 2016 to 31 December 2016



Hon. A. Palaszczuk, MP

Premier

28/02/2017



Dave Stewart

Director General

20217


**Public Report of Office Expenses
Ministerial Offices Total**

For the Period 01/07/2016 to 31/12/2016

	Ministers	Staff	Office	Total
	\$	\$	\$	\$
<u>Salaries and Related Payments</u>				
Salaries and Employee Expenses		10,579,332	5,146	10,584,479
Salary Related Taxes	88,200	151,938	46,295	286,433
Superannuation		991,680	2,608	994,288
Other Employee Expenses		60,406	-715	59,690
Sub-Total Salaries Costs	88,200	11,783,356	53,334	11,924,890
<u>Administrative Costs</u>				
Domestic Travel ¹	214,574	309,549	0	524,123
Overseas Travel and Official Duties	214,959	203,573	61	418,592
Motor Vehicle Running Costs	188,205	42,121	12,327	242,653
Charter Costs	11,842	7,167	0	19,009
Travel To and From Electorate	51,218		0	51,218
Domestic Official Duties	6,446	1,216	330	7,992
Building Services	59,710	269,666	2,737,424	3,066,800
Communication Charges	40,688	107,025	87,639	235,353
Information Technology	13,114	5,033	1,208,767	1,226,915
Other Administrative Charges	19,164	6,125	56,146	81,436
Sub-Total Administrative Costs	819,920	951,475	4,102,694	5,874,090
<u>Capital Expenses</u>				
Depreciation			89,635	89,635
Totals ²	908,120	12,734,831	4,245,663	17,888,615

Note 1: Includes lease costs for Ministers' official vehicles

Note 2: Individual amounts may not add to totals due to rounding


A/Manager, Ministerial Services
27/02/17


Director, Ministerial Services
27/2/17

**Public Report of Office Expenses
for the Ministerial Portfolio of: Premier and Minister for the Arts**

For the Period 01/07/2016 to 31/12/2016


	Minister	Staff	Office	Total
	\$	\$	\$	\$
<u>Salaries and Related Payments</u>				
Salaries and Employee Expenses		2,321,601		2,321,601
Salary Related Taxes	6,600	22,800		29,400
Superannuation		229,297		229,297
Other Employee Expenses		12,620	95	12,715
Sub-Total Salaries Costs	6,600	2,586,318	95	2,593,013
<u>Administrative Costs</u>				
Domestic Travel	15,538	73,449		88,987
Overseas Travel and Official Duties	16,941	21,081		38,022
Motor Vehicle Running Costs 1	15,700	14,313	53	30,067
Charter Costs	4,867	973		5,840
Travel To and From Electorate				0
Domestic Official Duties	521	3		525
Building Services	3,744	45,167	294,409	343,320
Communication Charges	4,180	24,915	5,306	34,401
Information Technology		1,926	89,539	91,466
Other Administrative Charges	5,933	1,854	17,739	25,526
Sub-Total Administrative Costs	67,423	183,683	407,048	658,153
<u>Capital Expenses</u>				
Depreciation			1,391	1,391
Totals 2	74,023	2,770,000	408,533	3,252,557

Note 1: Includes lease costs for Minister's official vehicle

Note 2: Individual amounts may not add to totals due to rounding


Director, Ministerial Services

27/2/17


Hon. A. Palaszczuk, MP

28/02/2017


Public Report of Office Expenses
for the Ministerial Portfolio of: Deputy Premier, Minister for Infrastructure, Local
Government and Planning and Minister for Trade and Investment
For the Period 01/07/2016 to 31/12/2016

	Minister	Staff	Office	Total
	\$	\$	\$	\$
<u>Salaries and Related Payments</u>				
Salaries and Employee Expenses		736,295		736,295
Salary Related Taxes	4,200	9,000		13,200
Superannuation		67,410		67,410
Other Employee Expenses		4,794		4,794
Sub-Total Salaries Costs	4,200	817,499	0	821,699
<u>Administrative Costs</u>				
Domestic Travel	5,618	12,630		18,247
Overseas Travel and Official Duties	29,028	28,084		57,112
Motor Vehicle Running Costs 1	9,021	768		9,789
Charter Costs	565	1,527		2,092
Travel To and From Electorate				0
Domestic Official Duties	448	50	330	828
Building Services	5,444	27,344	192,624	225,411
Communication Charges	1,452	6,795	734	8,980
Information Technology		960	53,629	54,589
Other Administrative Charges	2,605	497	10,544	13,647
Sub-Total Administrative Costs	54,181	78,652	257,862	390,695
<u>Capital Expenses</u>				
Depreciation				0
Totals 2	58,381	896,151	257,862	1,212,394

Note 1: Includes lease costs for Minister's official vehicle

Note 2: Individual amounts may not add to totals due to rounding


 Director, Ministerial Services
 22/2/17


 Hon. J. Trad, MP
 28/02/17

Public Report of Office Expenses
for the Ministerial Portfolio of: Treasurer, Minister for Aboriginal and Torres Strait
Islander Partnerships and Minister for Sport
For the Period 01/07/2016 to 31/12/2016

	Minister	Staff	Office	Total
	\$	\$	\$	\$
<u>Salaries and Related Payments</u>				
Salaries and Employee Expenses		687,128		687,128
Salary Related Taxes	3,000	10,800		13,800
Superannuation		61,005		61,005
Other Employee Expenses		4,299		4,299
Sub-Total Salaries Costs	3,000	763,232	0	766,232
<u>Administrative Costs</u>				
Domestic Travel	5,430	21,226		26,656
Overseas Travel and Official Duties	47,930	35,235		83,165
Motor Vehicle Running Costs ¹	8,781	1,989		10,770
Charter Costs				0
Travel To and From Electorate	18,732			18,732
Domestic Official Duties	1,226	450		1,676
Building Services	3,189	15,987	186,960	206,136
Communication Charges	3,749	8,577	2,141	14,467
Information Technology		59	47,670	47,730
Other Administrative Charges	368	45	5,860	6,273
Sub-Total Administrative Costs	89,404	83,570	242,631	415,606
<u>Capital Expenses</u>				
Depreciation			2,192	2,192
Totals ²	92,404	846,802	244,824	1,184,029

Note 1: Includes lease costs for Minister's official vehicle

Note 2: Individual amounts may not add to totals due to rounding


 Director, Ministerial Services
 27/2/17


 Hon. C. Pitt, MP
 28/02/2017


Public Report of Office Expenses
for the Ministerial Portfolio of: Minister for Health and Minister for Ambulance Services
For the Period 01/07/2016 to 31/12/2016

	Minister	Staff	Office	Total
	\$	\$	\$	\$
<u>Salaries and Related Payments</u>				
Salaries and Employee Expenses		697,306		697,306
Salary Related Taxes	7,200	12,000		19,200
Superannuation		64,900		64,900
Other Employee Expenses		4,054		4,054
Sub-Total Salaries Costs	7,200	778,260	0	785,460
<u>Administrative Costs</u>				
Domestic Travel	11,286	10,593		21,879
Overseas Travel and Official Duties	26,785	24,640		51,425
Motor Vehicle Running Costs ¹	10,855	839		11,694
Charter Costs				0
Travel To and From Electorate				0
Domestic Official Duties	348	159		507
Building Services	3,829	15,344	113,336	132,509
Communication Charges	2,864	6,788	1,604	11,256
Information Technology	449		35,753	36,201
Other Administrative Charges	345	537	6,295	7,176
Sub-Total Administrative Costs	56,760	58,900	156,988	272,647
<u>Capital Expenses</u>				
Depreciation			3,710	3,710
Totals ²	63,960	837,160	160,697	1,061,817

Note 1: Includes lease costs for Minister's official vehicle

Note 2: Individual amounts may not add to totals due to rounding


 Director, Ministerial Services
 27/2/17


 Hon. C. Dick, MP
 28/02/17

Public Report of Office Expenses
for the Ministerial Portfolio of: Minister for Education and Minister for Tourism and Major
Events
For the Period 01/07/2016 to 31/12/2016

	Minister	Staff	Office	Total
	\$	\$	\$	\$
<u>Salaries and Related Payments</u>				
Salaries and Employee Expenses		509,479		509,479
Salary Related Taxes	4,200	6,138		10,338
Superannuation		47,577		47,577
Other Employee Expenses		3,078		3,078
Sub-Total Salaries Costs	4,200	566,272	0	570,472
<u>Administrative Costs</u>				
Domestic Travel	13,010	8,517		21,527
Overseas Travel and Official Duties	7,248	7,710		14,958
Motor Vehicle Running Costs 1	8,730	749		9,479
Charter Costs				0
Travel To and From Electorate				0
Domestic Official Duties	64			64
Building Services	3,590	14,361	165,887	183,839
Communication Charges	3,065	3,691	654	7,409
Information Technology			29,794	29,794
Other Administrative Charges	376	267	4,900	5,543
Sub-Total Administrative Costs	36,084	35,295	201,235	272,614
<u>Capital Expenses</u>				
Depreciation			2,192	2,192
Totals 2	40,284	601,567	203,427	845,278

Note 1: Includes lease costs for Minister's official vehicle

Note 2: Individual amounts may not add to totals due to rounding


 Director, Ministerial Services
 27/2/17



 Hon. K. Jones, MP
 27/2/17

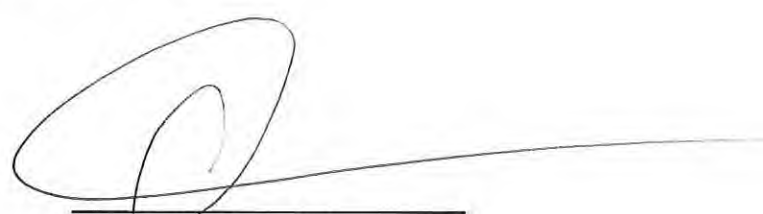
Public Report of Office Expenses
for the Ministerial Portfolio of: Minister for State Development and Minister for Natural Resources and Mines
For the Period 01/07/2016 to 31/12/2016

	Minister	Staff	Office	Total
	\$	\$	\$	\$
<u>Salaries and Related Payments</u>				
Salaries and Employee Expenses		500,959		500,959
Salary Related Taxes	4,200	7,200		11,400
Superannuation		49,388		49,388
Other Employee Expenses		2,814		2,814
Sub-Total Salaries Costs	4,200	560,361	0	564,561
<u>Administrative Costs</u>				
Domestic Travel	8,349	6,705		15,054
Overseas Travel and Official Duties	31,655	32,298		63,953
Motor Vehicle Running Costs 1	8,797	2,788		11,585
Charter Costs	1,491	1,491		2,982
Travel To and From Electorate				0
Domestic Official Duties	91			91
Building Services	3,348	13,393	159,959	176,700
Communication Charges	3,192	5,726	1,404	10,322
Information Technology			29,829	29,829
Other Administrative Charges	276	576	5,970	6,822
Sub-Total Administrative Costs	57,198	62,977	197,161	317,337
<u>Capital Expenses</u>				
Depreciation			971	971
Totals 2	61,398	623,338	198,133	882,869

Note 1: Includes lease costs for Minister's official vehicle

Note 2: Individual amounts may not add to totals due to rounding


 Director, Ministerial Services
 27/2/17


 Hon. A. Lynham, MP
 27/2/17

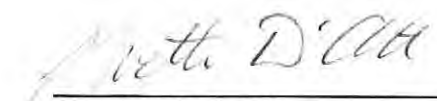
Public Report of Office Expenses
for the Ministerial Portfolio of: Attorney-General and Minister for Justice and Minister for
Training and Skills
For the Period 01/07/2016 to 31/12/2016

	Minister	Staff	Office	Total
	\$	\$	\$	\$
<u>Salaries and Related Payments</u>				
Salaries and Employee Expenses		521,804		521,804
Salary Related Taxes	9,000	7,800		16,800
Superannuation		45,846		45,846
Other Employee Expenses		3,110		3,110
Sub-Total Salaries Costs	9,000	578,560	0	587,560
<u>Administrative Costs</u>				
Domestic Travel	16,414	14,815		31,228
Overseas Travel and Official Duties				0
Motor Vehicle Running Costs 1	13,775	1,173		14,948
Charter Costs				0
Travel To and From Electorate				0
Domestic Official Duties	105			105
Building Services	2,722	10,900	118,495	132,117
Communication Charges	1,476	5,072	916	7,464
Information Technology			29,841	29,841
Other Administrative Charges	1,565	398	5,507	7,470
Sub-Total Administrative Costs	36,056	32,358	154,759	223,172
<u>Capital Expenses</u>				
Depreciation			971	971
Totals 2	45,056	610,918	155,730	811,704

Note 1: Includes lease costs for Minister's official vehicle

Note 2: Individual amounts may not add to totals due to rounding


 Director, Ministerial Services
 27/2/17



 Hon. Y. D'Ath, MP
 28/02/17


Public Report of Office Expenses
for the Ministerial Portfolio of: Minister for Agriculture and Fisheries and Minister for
Rural Economic Development
For the Period 11/11/2016 to 31/12/2016

	Minister	Staff	Office	Total
	\$	\$	\$	\$
<u>Salaries and Related Payments</u>				
Salaries and Employee Expenses		130,706		130,706
Salary Related Taxes	1,400	2,600		4,000
Superannuation		10,828		10,828
Other Employee Expenses				0
Sub-Total Salaries Costs	1,400	144,134	0	145,534
<u>Administrative Costs</u>				
Domestic Travel	45	879		924
Overseas Travel and Official Duties				0
Motor Vehicle Running Costs 1	2,655	196		2,851
Charter Costs				0
Travel To and From Electorate	1,600			1,600
Domestic Official Duties	6			6
Building Services			30	30
Communication Charges	811	273	28	1,112
Information Technology			4,861	4,861
Other Administrative Charges	45		134	179
Sub-Total Administrative Costs	5,163	1,347	5,054	11,564
<u>Capital Expenses</u>				
Depreciation				0
Totals 2	6,563	145,481	5,054	157,098

Note 1: Includes lease costs for Minister's official vehicle

Note 2: Individual amounts may not add to totals due to rounding


 Director, Ministerial Services
 27/12/17



 Hon. B. Byrne, MP
 28/12/17

Public Report of Office Expenses
for the Ministerial Portfolio of: Minister for Police, Fire and Emergency Services and
Minister for Corrective Services
For the Period 01/07/2016 to 11/11/2016

	Minister	Staff	Office	Total
	\$	\$	\$	\$
<u>Salaries and Related Payments</u>				
Salaries and Employee Expenses		389,844		389,844
Salary Related Taxes	3,200	5,500		8,700
Superannuation		37,031		37,031
Other Employee Expenses		2,738		2,738
Sub-Total Salaries Costs	3,200	435,113	0	438,313
<u>Administrative Costs</u>				
Domestic Travel	10,237	7,503		17,740
Overseas Travel and Official Duties				0
Motor Vehicle Running Costs 1	9,522	530		10,052
Charter Costs				0
Travel To and From Electorate	6,084			6,084
Domestic Official Duties	773	105		878
Building Services	2,839	8,645	96,308	107,792
Communication Charges	1,175	4,152	1,492	6,818
Information Technology			24,933	24,933
Other Administrative Charges	97	273	3,938	4,308
Sub-Total Administrative Costs	30,727	21,207	126,671	178,605
<u>Capital Expenses</u>				
Depreciation			1,910	1,910
Totals 2	33,927	456,320	128,580	618,828

Note 1: Includes lease costs for Minister's official vehicle

Note 2: Individual amounts may not add to totals due to rounding


 Director, Ministerial Services

27/2/17


 Hon. B. Byrne, MP

28/2/17